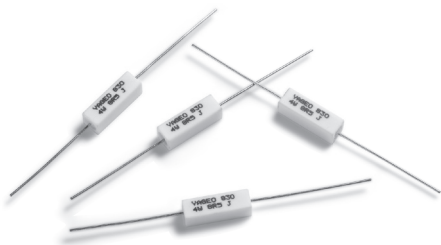


Fiberglass Cement Resistors

Power Wirewound & Axial Lead Type

Normal & Miniature Style [PSP Series]



INTRODUCTION

The PSP Series Resistors are wound on Fiberglass core. The materials used and the construction techniques ensure excellent flame resistance, arc resistance and moisture resistance as well as self-extinguishing capabilities. They will withstand the most rigorous loading test.

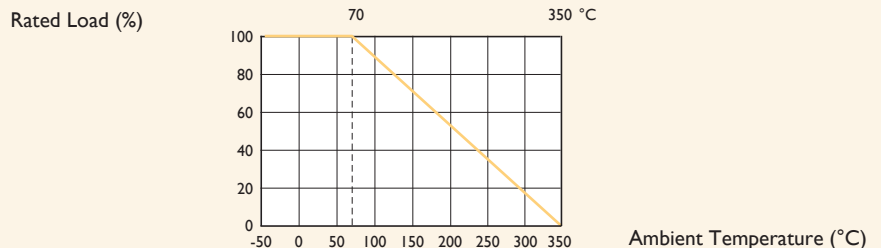
As resistors in radio and television receivers, hazardous conditions such as smoking and redheat can be completely prevented by the proper choice of power resistors.

FEATURES

Power Rating	4W, 5W, 7W, 9W, 11W, 17W
Resistance Tolerance	±5%, ±10%
T.C.R	400±50ppm/°C

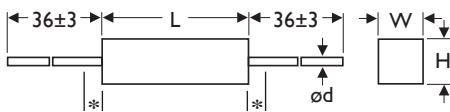
DERATING CURVE

For resistors operated in ambient temperatures above 70°C, power rating must be derated in accordance with the curve below.



DIMENSIONS

Unit: mm



* 6mm, reduced solderability in this area

STYLE		DIMENSION			
Normal	Miniature	L	W	H	ød
PSP400	-	20±1.0	6.4±0.3	6.4±0.3	0.8±0.02
PSP500	-	25±1.0	6.4±0.3	6.4±0.3	0.8±0.02
-	PSP7WS	25±1.0	9.0±0.3	9.0±0.3	0.8±0.02
PSP700	-	38±1.0	6.4±0.3	6.4±0.3	0.8±0.02
PSP900	-	38±1.0	9.0±0.3	9.0±0.3	0.8±0.02
PSP11A	-	50±1.5	9.0±0.3	9.0±0.3	0.8±0.02
PSP17A	-	75±2.0	9.0±0.3	9.0±0.3	0.8±0.02

Note:

ELECTRICAL CHARACTERISTICS

STYLE	PSP400	PSP500	PSP7WS	PSP700	PSP900	PSP11A	PSP17A
Power Rating at 70°C	4W	5W	7W		9W	11W	17W
Maximum working voltage	$\sqrt{P \times R}$						
Voltage Proof on Insulation	2000V						
Resistance Range	0.1 Ω - 9.1K Ω	0.15 Ω - 15K Ω		0.33 Ω - 33K Ω		0.51 Ω - 47K Ω	0.91 Ω - 82K Ω
Operating Temp. Range	-55°C to +350°C						
Temperature Coefficient	400 \pm 50ppm/°C						

Note: Special value is available on request

ENVIRONMENTAL CHARACTERISTICS

PERFORMANCE TEST	TEST METHOD		APPRAISE
Short Time Overload	IEC 60115-1 4.13	10 times rated power for 5 Sec.	$\pm 2.0\% + 0.05\Omega$
Voltage Proof on Insulation	IEC 60115-1 4.7	In V-Block for 60 sec., test voltage as above table	No Breakdown
Temperature Coefficient	IEC 60115-1 4.8	Between -40°C to +155°C	By type
Insulation Resistance	IEC 60115-1 4.6	in V-block for 60 Sec.	>10,000M Ω
Solderability	IEC 60115-1 4.17	245 \pm 5°C for 3 \pm 0.5 Sec.	95% Min. coverage
Solvent Resistance of Marking	IEC 60115-1 4.30	IPA for 5 \pm 0.5 Min. with ultrasonic	No deterioration of coatings and markings
Robustness of Terminations	IEC 60115-1 4.16	Direct load for 10 Sec. in the direction of the terminal leads	$\geq 50N$
Periodic-pulse Overload	IEC 60115-1 4.39	4 times RCWV 10,000 cycles (1 Sec. on, 25 Sec. off)	$\pm 2.0\% + 0.05\Omega$
Damp Heat Steady State	IEC 60115-1 4.24	40 \pm 2°C, 90-95% RH for 56 days, loaded with 0.1 times RCWV	$\pm 2.0\% + 0.05\Omega$
Endurance at 70°C	IEC 60115-1 4.25	70 \pm 2°C at RCWV (or Umax., Whichever less) for 1,000 Hr. (1.5Hr: on, 0.5Hr: Off)	$\pm 3.0\% + 0.05\Omega$
Temperature Cycling	IEC 60115-1 4.19	-55°C \Rightarrow Room Temp. \Rightarrow +155°C \Rightarrow Room Temp. (5 cycles)	$\pm 2.0\% + 0.05\Omega$
Resistance to Soldering Heat	IEC 60115-1 4.18	260 \pm 3°C for 10 \pm 1 Sec., immersed to a point 3 \pm 0.5mm from the body	$\pm 0.2\% + 0.05\Omega$

Note: RCWV(Rated Continuous Working Voltage) = $\sqrt{\text{Power Rating} \times \text{Resistance Value}}$ or Max. working voltage listed above, whichever less.

Revision: 2020

Mouser Electronics

Authorized Distributor

Click to View Pricing, Inventory, Delivery & Lifecycle Information:

Yageo:

[PSP500KR-470R](#) [PSP500KR-0R1](#) [PSP500KR-4K7](#) [PSP500KR-10R](#) [PSP500KR-0R15](#) [PSP500KB-10K](#)
[PSP400JB-150R](#) [PSP400JB-2R2](#) [PSP500KB-2K7](#) [PSP400JB-68R](#)