

Features:

- LTE Monopole antenna
- 698-2700MHz
- Direct mount with coax feed
- Polarization: Vertical
- Pattern: Omni in H-plane
- Gain: 1.4 / 2.7 / 3.5dBi
- IP67
- Height 77.2mm / 3.04 inch

Applications:

- LTE Radio systems
- Public Safety
- Metering
- Transportation, logistics
- Vehicular use



W1978

W1979

All dimensions are in mm / inches

Issue: 1729

In the effort to improve our products, we reserve the right to make changes judged to be necessary.

CONFIDENTIAL AND PROPRIETARY INFORMATION

This document contains confidential and proprietary information of Pulse Electronics, Inc. (Pulse) and is protected by copyright, trade secret and other state and federal laws. Its receipt or possession does not convey any rights to reproduce, disclose its contents, or to manufacture, use or sell anything it may describe. Reproduction, disclosure or use without specific written authorization of Pulse is strictly forbidden.

For more information:

Pulse Worldwide Headquarters
15255 Innovation Drive #100
San Diego, CA 92128
USA
Tel: 1-858-674-8100

Pulse/Larsen Antennas
18110 SE 34th St Bldg 2 Suite 250
Vancouver, WA 98683
USA
Tel: 1-360-944-7551

Europe Headquarters
Pulse GmbH & Co, KG
Zeppelinstrasse 15
Herrenberg, Germany
Tel: 49 7032 7806 0

Pulse (Suzhou) Wireless Products Co, Inc.
99 Huo Ju Road(#29 Bldg, 4th Phase
Suzhou New District
Jiangsu Province, Suzhou 215009 PR China
Tel: 86 512 6807 9998



Series: LPT Antenna

Description: Direct Mount LPT Style
Antenna 698-2700 MHz, U.FL/SMA(M)**PART NUMBER: W1978/W1979****ELECTRICAL SPECIFICATIONS**

Antenna type	Monopole (All electrical performance measured with antenna centered on 12"x12" ground plane)	
Frequency	698-960/1710-2170/2300-2700	MHz
Nominal Impedance	50	Ω
VSWR(698-960)	2.5:1	Max
VSWR(1710-2700)	2:1	Max
Peak Gain(698-960, typical)	1.4	dBi
Peak Gain(1710-2170, typical)	2.7	dBi
Peak Gain(2300-2700, typical)	3.5	dBi
Efficiency (all band typical)	60	%
Polarization	Vertical	
HPBW Horizontal Plane @0° EL	360	°
HPBW Vertical Plane (698-960)	66	° Avg
HPBW Vertical Plane (1710-2170)	48	° Avg
HPBW Vertical Plane (2300-2700)	43	° Avg
Power withstanding	10	W
Mounting	Direct mount	

MECHANICAL SPECIFICATIONS

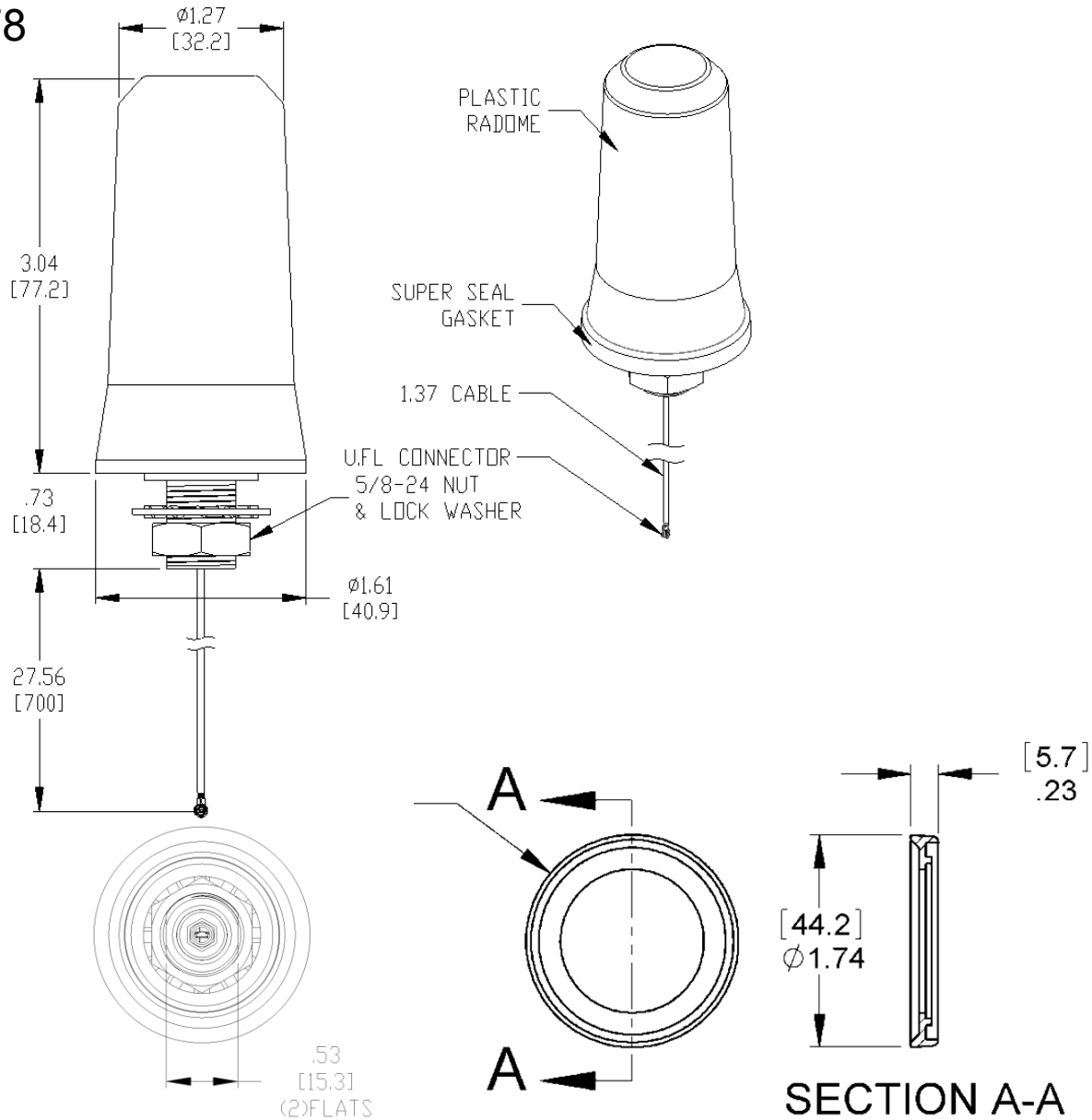
Overall Length with cable	795.6mm
Weight	W1978:98.4g/W1979:117.6g
Antenna Color / Radome Material	Gray/ PC+ Polyester blend
Connector type	W1978:U.FL/W1979:SMA Male)
Cable type	W1978:1.37/W1979: RG174
Cable length	700mm

ENVIRONMENTAL SPECIFICATIONS

Operating Temperature	-40/+85° C
Storage Temperature	-40/+85° C
Ingress Protection	IP67
Wind-loading	165m/h
RoHS Compliant	Yes

MECHANICAL DRAWING

W1978



Issue: 1729

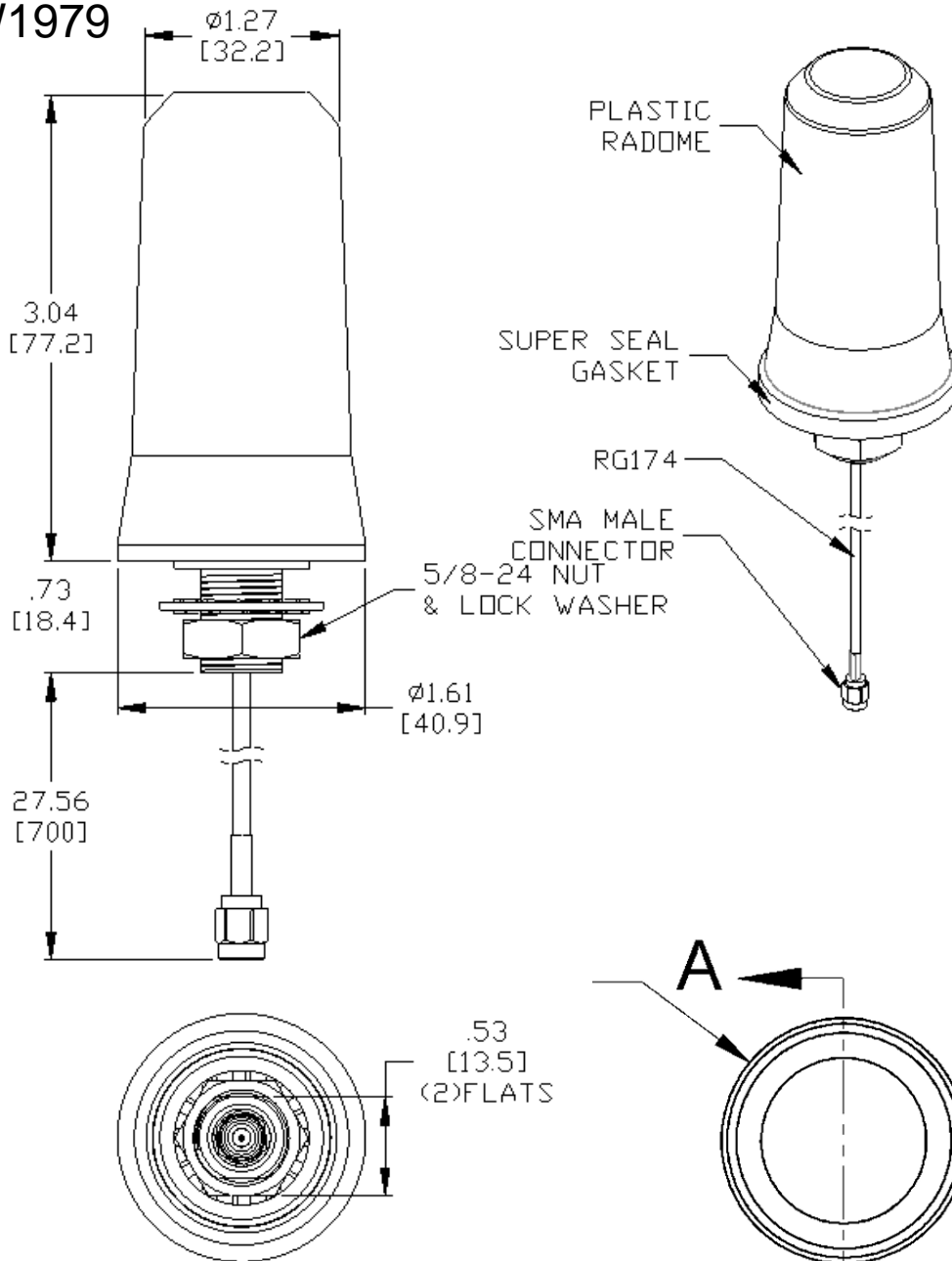
In the effort to improve our products, we reserve the right to make changes judged to be necessary.

CONFIDENTIAL AND PROPRIETARY INFORMATION

This document contains confidential and proprietary information of Pulse Electronics, Inc. (Pulse) and is protected by copyright, trade secret and other state and federal laws. Its receipt or possession does not convey any rights to reproduce, disclose its contents, or to manufacture, use or sell anything it may describe. Reproduction, disclosure or use without specific written authorization of Pulse is strictly forbidden.

MECHANICAL DRAWING

W1979



Issue: 1729

In the effort to improve our products, we reserve the right to make changes judged to be necessary.

CONFIDENTIAL AND PROPRIETARY INFORMATION

This document contains confidential and proprietary information of Pulse Electronics, Inc. (Pulse) and is protected by copyright, trade secret and other state and federal laws. Its receipt or possession does not convey any rights to reproduce, disclose its contents, or to manufacture, use or sell anything it may describe. Reproduction, disclosure or use without specific written authorization of Pulse is strictly forbidden.

Series: LPT Antenna

TECHNICAL DATA SHEET

Description: Direct Mount LPT Style
Antenna 698-2700 MHz, U.FL/SMA(M)

PART NUMBER: W1978/W1979

MECHANICAL DRAWING

Item	Part Number	Description
1	W1978	Band 698-960/1710-2170/2300-2700 MHz with .7 meter cable assembly with U.FI
2	W1979	Band 698-960/1710-2170/2300-2700 MHz with .7 meter cable assembly with SMA

Issue: 1729

In the effort to improve our products, we reserve the right to make changes judged to be necessary.

CONFIDENTIAL AND PROPRIETARY INFORMATION

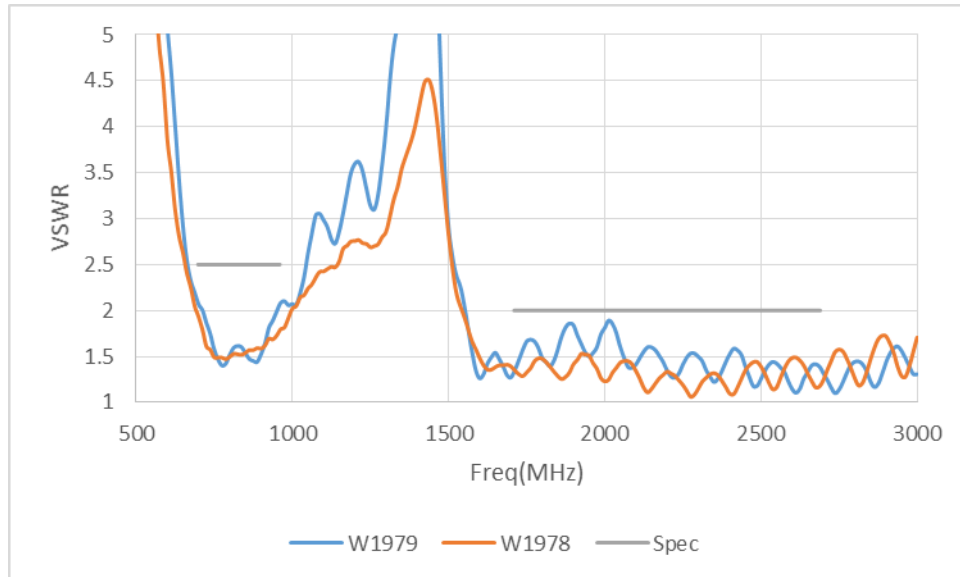
This document contains confidential and proprietary information of Pulse Electronics, Inc. (Pulse) and is protected by copyright, trade secret and other state and federal laws. Its receipt or possession does not convey any rights to reproduce, disclose its contents, or to manufacture, use or sell anything it may describe. Reproduction, disclosure or use without specific written authorization of Pulse is strictly forbidden.

TEST SETUP

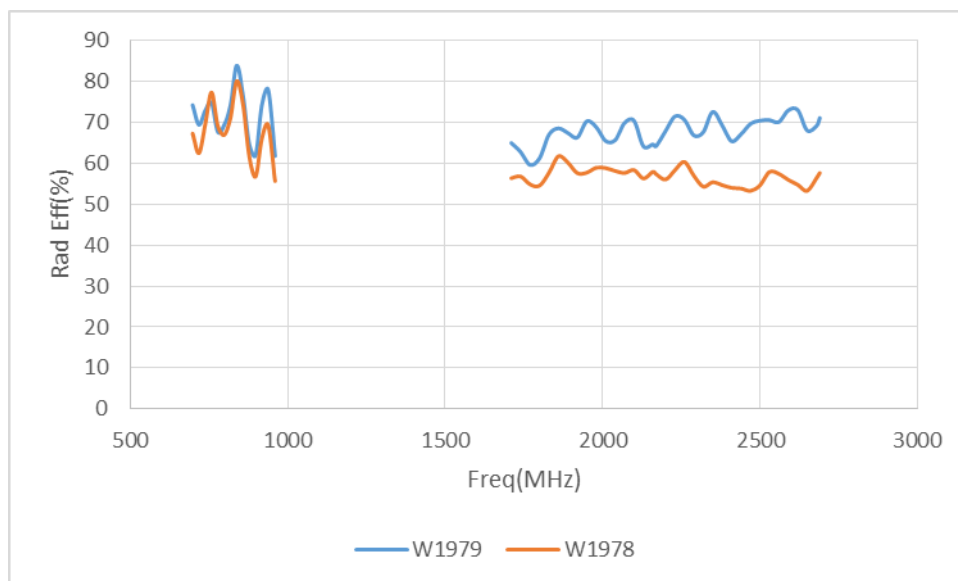
All electrical performance measured with antenna centered on
12"x12" ground plane

CHARTS

VSWR

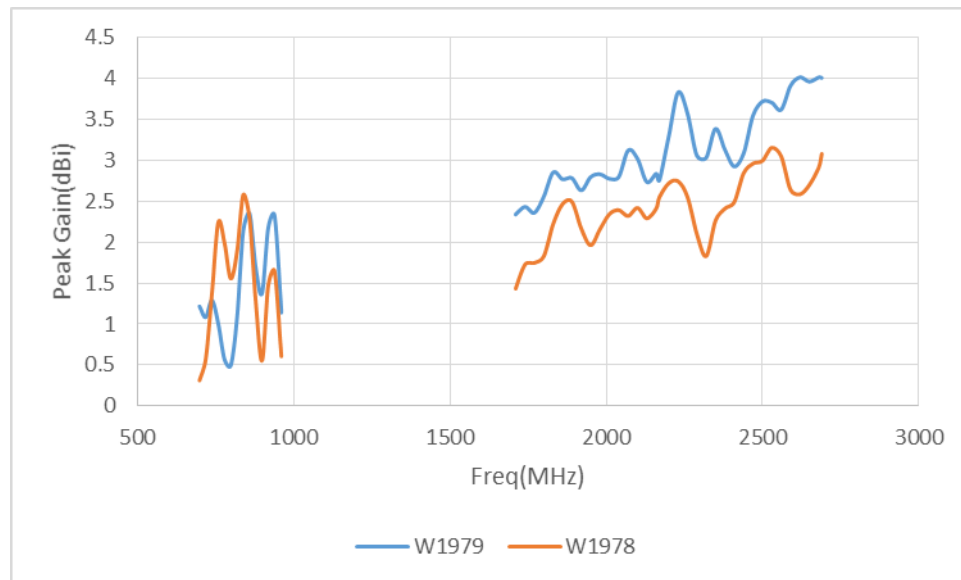


Radiation Efficiency

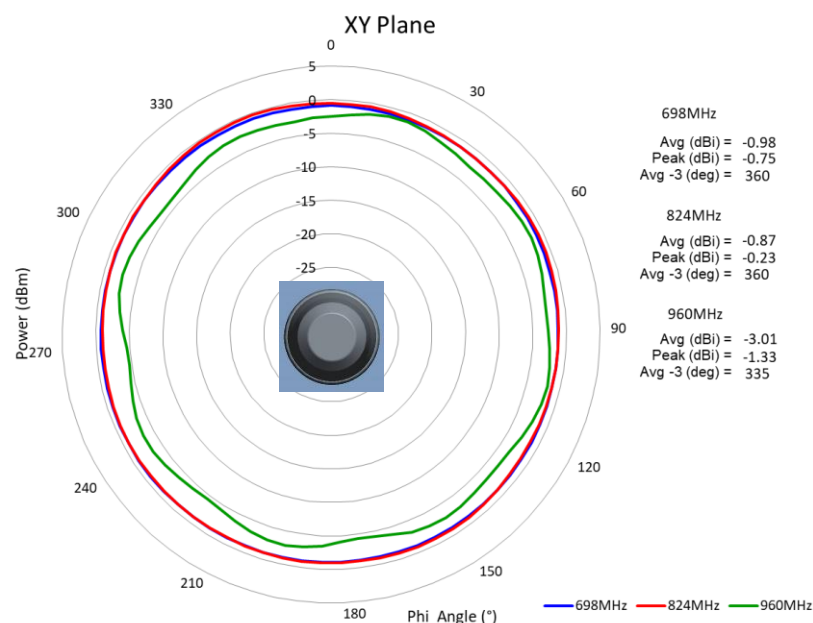


CHARTS

Peak Gain



Horizontal Plane radiation pattern at low band



Issue: 1729

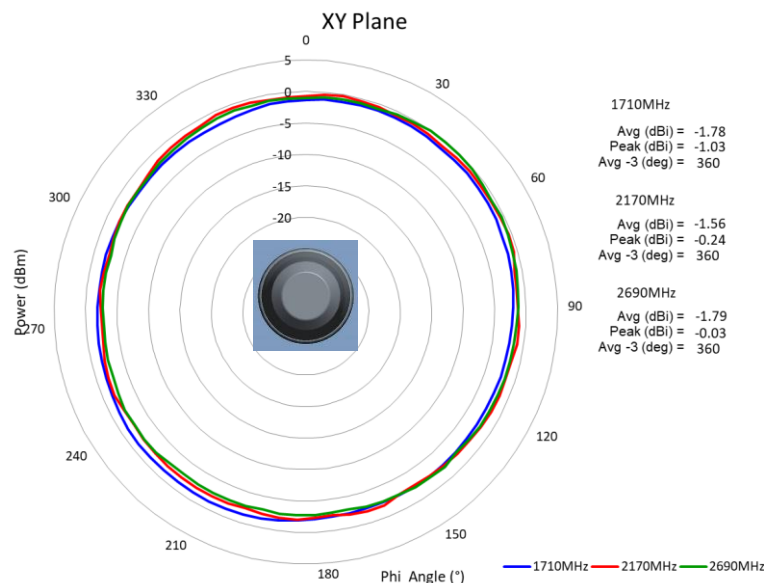
In the effort to improve our products, we reserve the right to make changes judged to be necessary.

CONFIDENTIAL AND PROPRIETARY INFORMATION

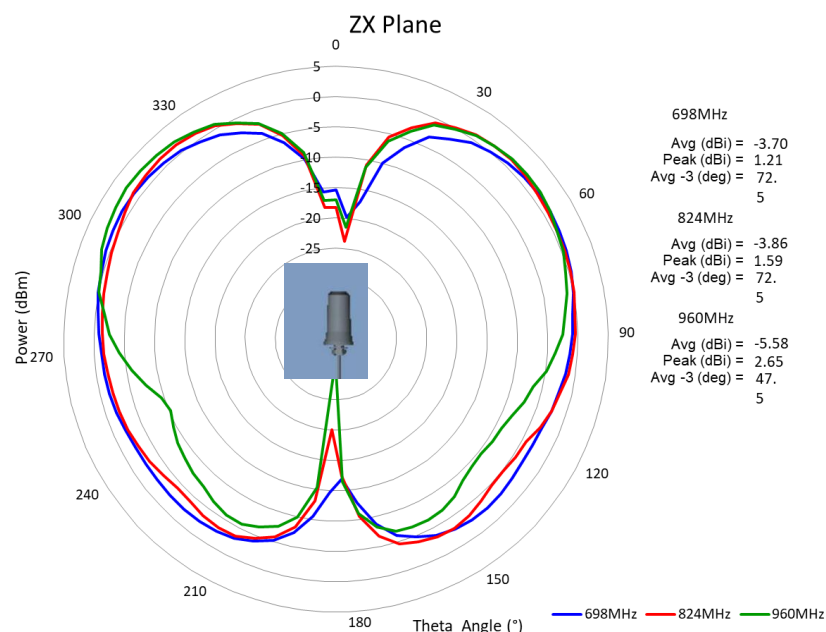
This document contains confidential and proprietary information of Pulse Electronics, Inc. (Pulse) and is protected by copyright, trade secret and other state and federal laws. Its receipt or possession does not convey any rights to reproduce, disclose its contents, or to manufacture, use or sell anything it may describe. Reproduction, disclosure or use without specific written authorization of Pulse is strictly forbidden.

CHARTS

Horizontal Plane radiation pattern at high band



Vertical Plane radiation pattern at low band



Issue: 1729

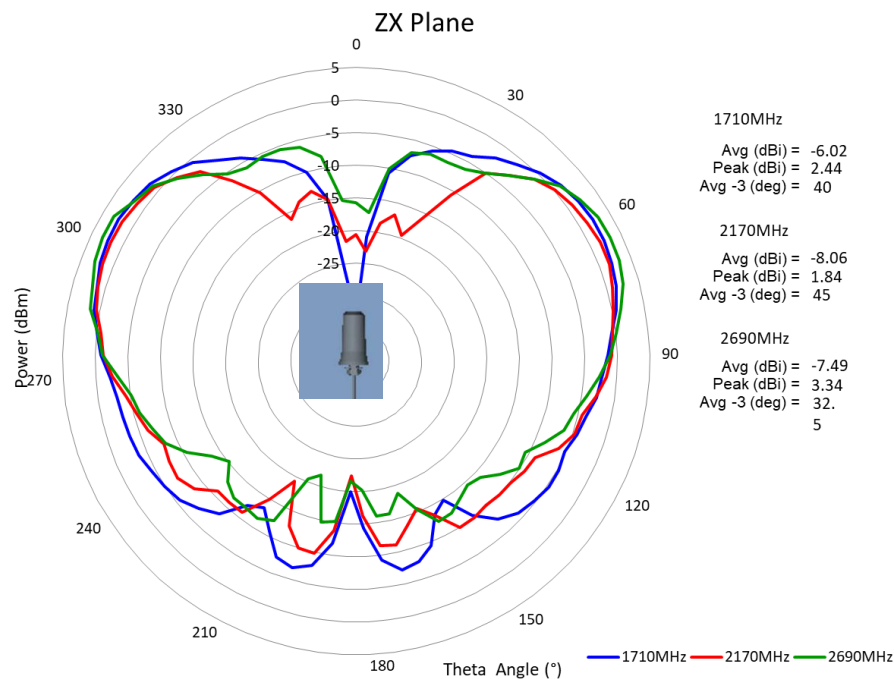
In the effort to improve our products, we reserve the right to make changes judged to be necessary.

CONFIDENTIAL AND PROPRIETARY INFORMATION

This document contains confidential and proprietary information of Pulse Electronics, Inc. (Pulse) and is protected by copyright, trade secret and other state and federal laws. Its receipt or possession does not convey any rights to reproduce, disclose its contents, or to manufacture, use or sell anything it may describe. Reproduction, disclosure or use without specific written authorization of Pulse is strictly forbidden.

CHARTS

Vertical Plane radiation pattern at high band



Series: LPT Antenna

TECHNICAL DATA SHEET

Description: Direct Mount LPT Style
Antenna 698-2700 MHz, U.FL/SMA(M)

PART NUMBER: W1978/W1979

PACKAGING

4pcs antenna per separated region, 6 separated regions per layer.
Total 2 layers contain 48pcs antenna per box

Mouser Electronics

Authorized Distributor

Click to View Pricing, Inventory, Delivery & Lifecycle Information:

Pulse:

[W1978](#) [W1979](#)