



# SMT Power Inductor

High Current Molded Power Inductor - PA5400 & PM5400 Series



- Height: 1.2mm Max
- Footprint: 3.7mm x 3.4mm Max
- Current Rating: up to 10A
- Inductance Range: 0.15 to 10uH
- High current, low DCR, and high efficiency
- Shielded Construction and compact design
- Minimized acoustic noise and minimized leakage flux noise
- 200 Vdc Isolation Between Terminal and Core
- Available in Commercial (PA) and Automotive (PM) grades

## Electrical Specifications @ 25°C - Operating Temperature -55°C to +125°C

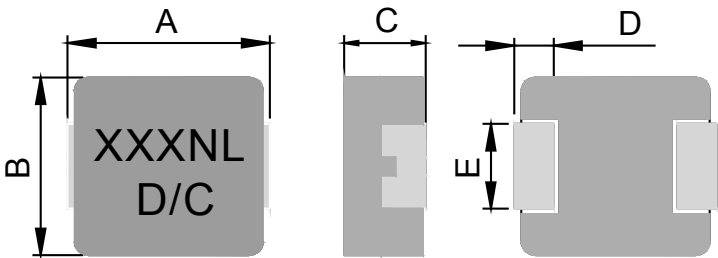
Commercial <sup>6,7</sup>	Automotive <sup>6,7</sup>	 Inductance <sup>5</sup> (100KHz, 1.0V)	Rated <sup>3</sup> Current	DC Resistance		Saturation <sup>2</sup> Current
			TYP.	TYP.	MAX.	TYP.
		uH±20%	A	mΩ	mΩ	A
PA5400.151NLT	PM5400.151NLT	0.15*	10	9.6	11	14
PA5400.221NLT	PM5400.221NLT	0.22	6.5	14	17	10
PA5400.331NLT	PM5400.331NLT	0.33	6.2	16	20	9.2
PA5400.361NLT	PM5400.361NLT	0.36	6	18.5	23	8.5
PA5400.471NLT	PM5400.471NLT	0.47	5	25	30	7.2
PA5400.561NLT	PM5400.561NLT	0.56	4.5	31	36	6.6
PA5400.681NLT	PM5400.681NLT	0.68	4	34	40	6.1
PA5400.821NLT	PM5400.821NLT	0.82	3.5	41	48	5.8
PA5400.102NLT	PM5400.102NLT	1.0	3.3	50	60	5.5
PA5400.152NLT	PM5400.152NLT	1.5	3	71	85	4
PA5400.222NLT	PM5400.222NLT	2.2	2.7	98	115	3.4
PA5400.332NLT	PM5400.332NLT	3.3	2	191	210	3.1
PA5400.472NLT	PM5400.472NLT	4.7	1.6	266	293	2.8
PA5400.562NLT	PM5400.562NLT	5.6	1.5	310	360	2.2
PA5400.682NLT	PM5400.682NLT	6.8	1.4	360	400	2
PA5400.822NLT	PM5400.822NLT	8.2	1.2	420	463	1.7
PA5400.103NLT	PM5400.103NLT	10	1	498	550	1.4

Notes:

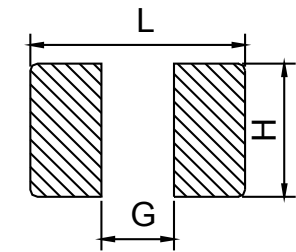
- 1. Actual temperature of the component during system operation (ambient plus temperature rise) must be within the standard operating range.
- 2. The saturation current is the current at which the initial inductance drops approximately 30% at the stated ambient temperature. This current is determined by placing the component in the specified ambient environment and applying a short duration pulse current (to eliminate self-heating effect) to the component.
- 3. The rated current is the DC current required to raise the component temperature by approximately 40°C. Take note that the components' performance varies depending on the system condition. It is suggested that the component be tested at the system level, to verify the temperature rise of the component during system operation.
- 4. The part temperature (ambient+temp rise) should not exceed 125°C under worst case operating conditions. Circuit design, PCB trace size and thickness, airflow and other cooling provisions all affect the part temperature. Part temperature should be verified in the end application.
- 5. Please note that the inductance tolerance of all parts are ±20%, except those indicated by an \* which are +/- 30%.
- 6. Parts shown in bold are standard catalog parts and are available through sample stock and distribution. Parts in lighter font are available but are not necessarily held in sample stock or distribution and lead times may be longer. Please contact Pulse for availability.
- 7. The PM prefix parts are AEC-Q200 qualified and has full automotive IATF16949 certification. The mechanical dimensions are 100% tested in production but do not necessarily meet a product capability index (Cpk) 1.33 and therefore may not strictly conform to PPAP.
- 8. Special characteristics

Mechanical

PA5400/PM5400



FINAL LAYOUT



SUGGESTED PAD LAYOUT

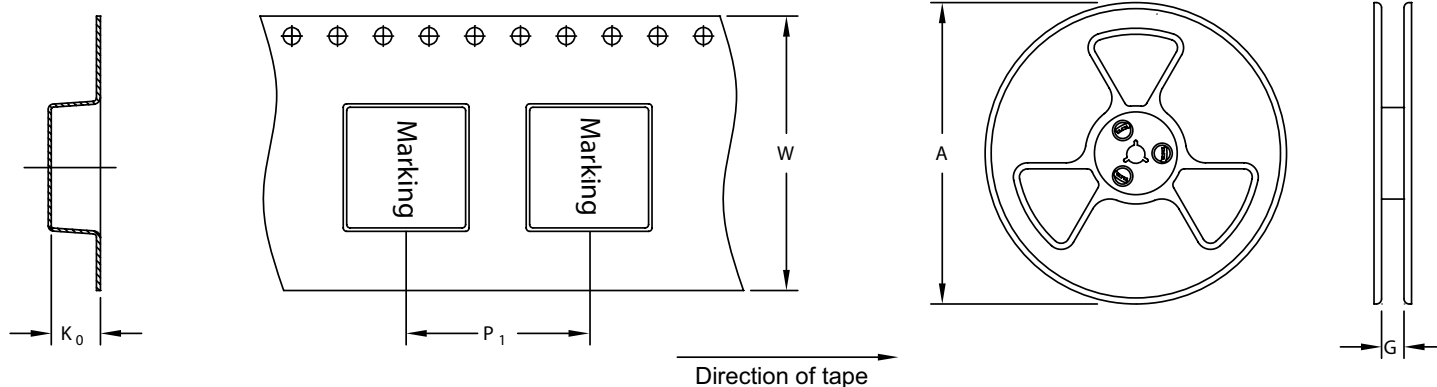
Series	A	B	C	D	E	L	G	H
PA5400/PM5400	3.5+/-0.2	3.2+/-0.2	1+/-0.2	0.7+/-0.2	1.2+/-0.2	4.1	1.9	1.45

All Dimensions in mm.

# SMT Power Inductor

High Current Molded Power Inductor - PA5400 & PM5400 Series

## TAPE & REEL INFO

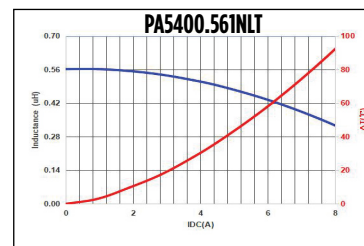
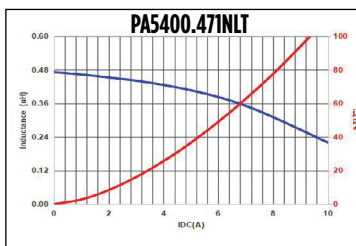
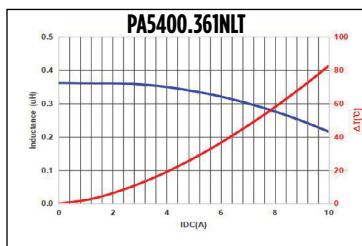
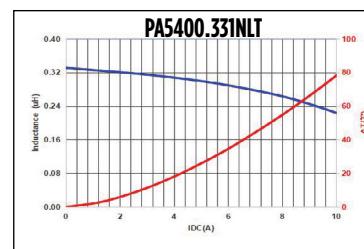
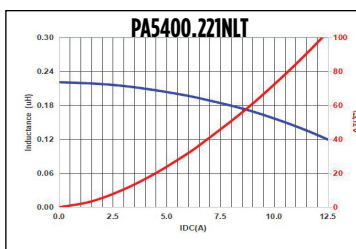
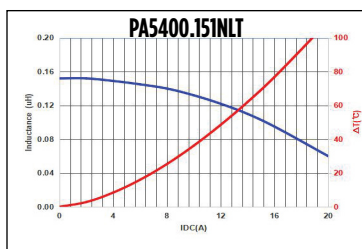


SURFACE MOUNTING TYPE, REEL/TAPE LIST

	REEL SIZE (mm)		TAPE SIZE (mm)			QTY
	A	G	P <sub>1</sub>	W	K <sub>0</sub>	
PA5400/PM5400	Ø330	12.4	8	12	1.5	4000

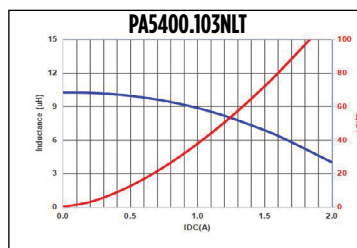
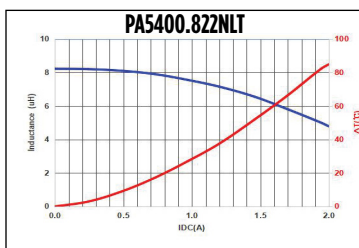
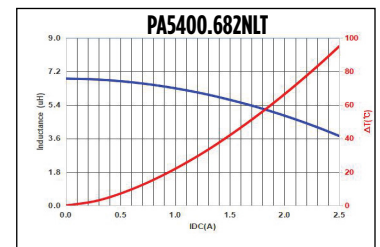
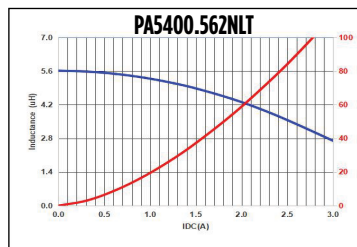
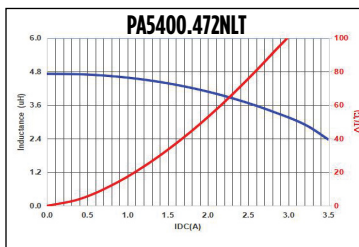
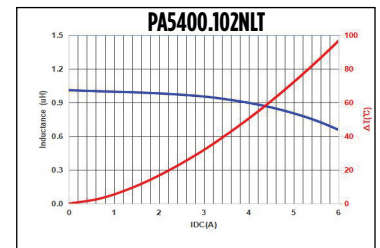
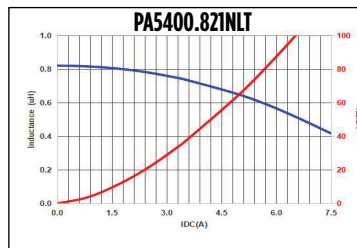
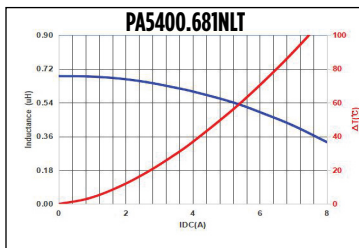
## Typical Performance Curves

### PA5400/PM5400



# SMT Power Inductor

Shielded Drum Core - PA4331.XXXNLT Series



## For More Information:

Americas - [prodinfo\\_power@pulseelectronics.com](mailto:prodinfo_power@pulseelectronics.com) | Europe - [power-apps-europe@pulseelectronics.com](mailto:power-apps-europe@pulseelectronics.com) | Asia - [power-apps-asia@pulseelectronics.com](mailto:power-apps-asia@pulseelectronics.com)

Performance warranty of products offered on this data sheet is limited to the parameters specified. Data is subject to change without notice. Other brand and product names mentioned herein may be trademarks or registered trademarks of their respective owners. © Copyright, 2020. Pulse Electronics, Inc. All rights reserved.

# Mouser Electronics

Authorized Distributor

Click to View Pricing, Inventory, Delivery & Lifecycle Information:

## Pulse:

<a href="#"><u>PA5400.102NLT</u></a>	<a href="#"><u>PA5400.103NLT</u></a>	<a href="#"><u>PA5400.151NLT</u></a>	<a href="#"><u>PA5400.152NLT</u></a>	<a href="#"><u>PA5400.221NLT</u></a>	<a href="#"><u>PA5400.222NLT</u></a>
<a href="#"><u>PM5400.681NLT</u></a>	<a href="#"><u>PM5400.682NLT</u></a>	<a href="#"><u>PM5400.821NLT</u></a>	<a href="#"><u>PM5400.822NLT</u></a>	<a href="#"><u>PM5400.332NLT</u></a>	<a href="#"><u>PM5400.361NLT</u></a>
<a href="#"><u>PM5400.471NLT</u></a>	<a href="#"><u>PM5400.472NLT</u></a>	<a href="#"><u>PM5400.561NLT</u></a>	<a href="#"><u>PM5400.562NLT</u></a>	<a href="#"><u>PM5400.103NLT</u></a>	<a href="#"><u>PM5400.151NLT</u></a>
<a href="#"><u>PM5400.152NLT</u></a>	<a href="#"><u>PM5400.221NLT</u></a>	<a href="#"><u>PM5400.222NLT</u></a>	<a href="#"><u>PM5400.331NLT</u></a>	<a href="#"><u>PA5400.562NLT</u></a>	<a href="#"><u>PA5400.681NLT</u></a>
<a href="#"><u>PA5400.682NLT</u></a>	<a href="#"><u>PA5400.821NLT</u></a>	<a href="#"><u>PA5400.822NLT</u></a>	<a href="#"><u>PM5400.102NLT</u></a>	<a href="#"><u>PA5400.331NLT</u></a>	<a href="#"><u>PA5400.332NLT</u></a>
<a href="#"><u>PA5400.361NLT</u></a>	<a href="#"><u>PA5400.471NLT</u></a>	<a href="#"><u>PA5400.472NLT</u></a>	<a href="#"><u>PA5400.561NLT</u></a>		