
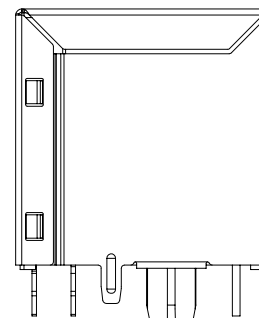
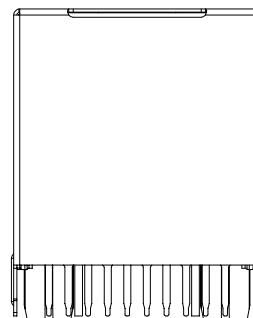
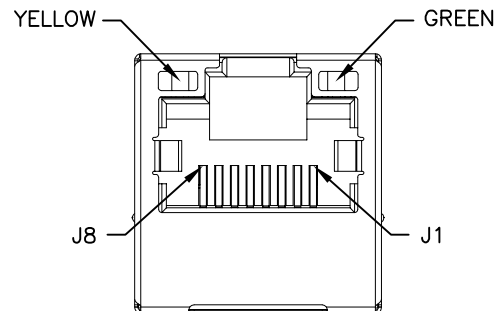


NOTES:

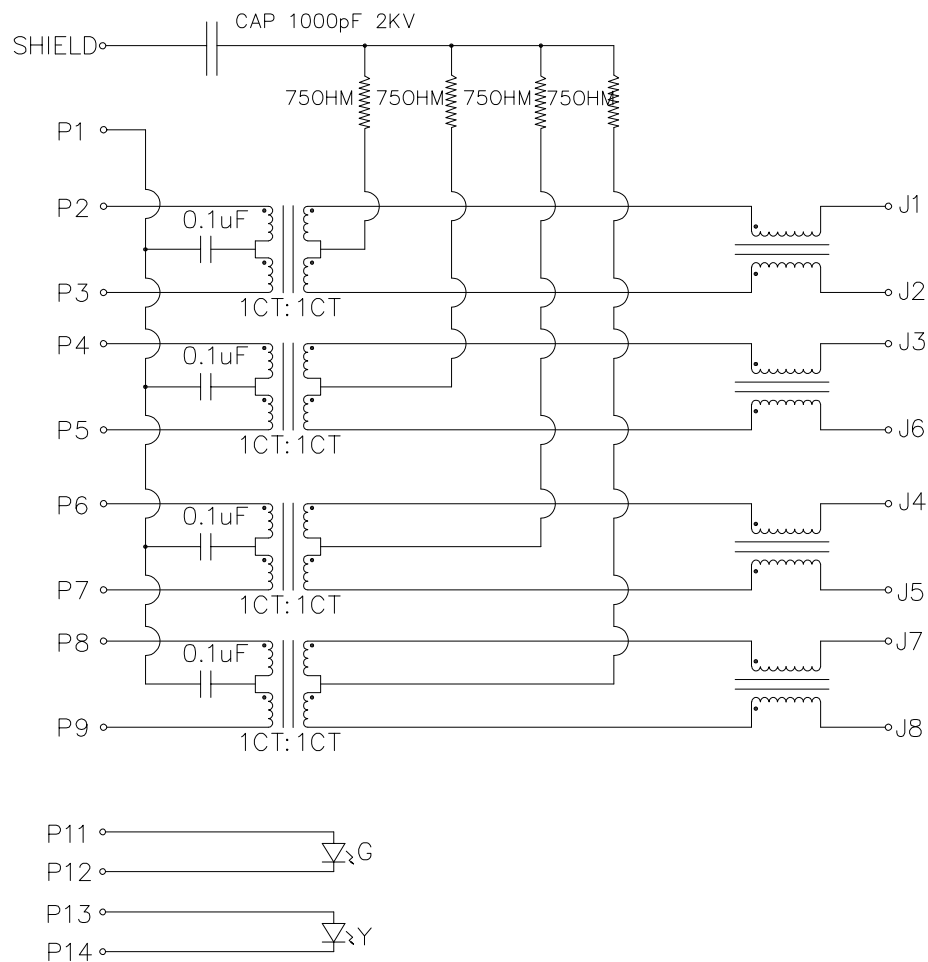
1. CONNECTOR MATERIAL:
HOUSING:THERMOPLASTIC UL94 V-0
SHIELD:Brass
SHIELD PLATING:NICKEL
CONTACT:PHOSPHOR BRONZE
CONTACT PLATING: SELECTIVE GOLD, 30 MICRO-INCHS MIN
IN CONTACT AREA
2. PIN NOT ELECTRICALLY CONNECTED MAYBE OMITTED SEE
ELECTRICAL DRAWING FOR OMITTED PINS
3. RJ45 CAVITIES CONFORM TO FCC RULES AND REGULATION
PART 68.
4. THE PART IS RECOMMENDED FOR WAVE SOLDERING
PROCESS PEAK SOLDERING TEMPERATURE IS
260°C MAX, 10 SECS MAX
5. OPERATING TEMPERATURE T=-40°C TO +85°C.
6. STORAGE TEMPERATURE T=-40°C TO +85°C.



FINAL OUTLINE

© Copyright, 2017. Pulse Electronics Corp. All rights reserved. Pulse confidential & proprietary. (03/29/17)

PRODUCT DESCRIPTION	TLA DRAWING	PS DRAWING	SHEET	PART NO.	DATASHEET REV.
CONN,RJ45,1X1,1GD,1:1,TU	JXD2-0015NL-X1	-	1 OF 5	JXD2-0015NL	A



SCHEMATIC

ELECTRONICAL SPECIFICATIONS:

- TURN RATIO @100KHz: $(P2 \sim P3):(J1 \sim J2) = 1:1 \pm 5\%$
 $(P4 \sim P5):(J3 \sim J6) = 1:1 \pm 5\%$
 $(P6 \sim P7):(J4 \sim J5) = 1:1 \pm 5\%$
 $(P8 \sim P9):(J7 \sim J8) = 1:1 \pm 5\%$
- PRIMARY INDUCTANCE: 350uH MIN @100KHZ, 0.1V 8mA DC BIAS
- DC RESISTANCE: 1.2 OHMS MAX
- INSERTION LOSS: 1-100MHz -1.0dB MAX
100-125MHz -1.2dB MAX
- RETURN LOSS: 1-40MHz -16dB MIN
40-60MHz -12dB MIN
60-80MHz -10dB MIN
80-100MHz -8dB MIN
- CROSS TALK: 1-100MHz -30dB MIN
- COMMON TO COMMON MODE ATTENUATION: 1-100MHz -30dB MIN
- ISOLATION: PHY SIDE TO LINE SIDE: 2250VDC


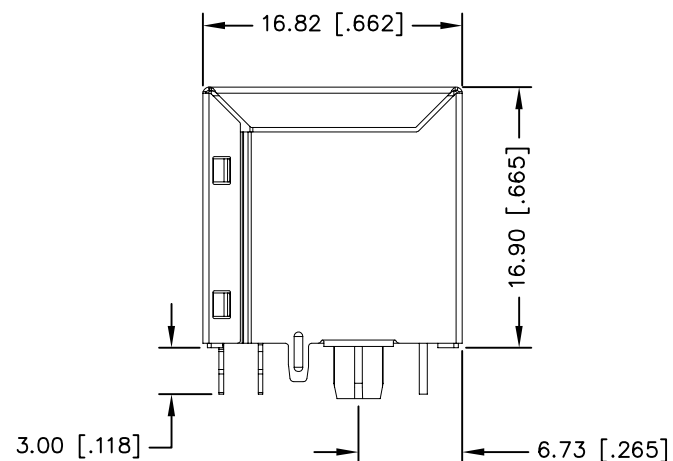
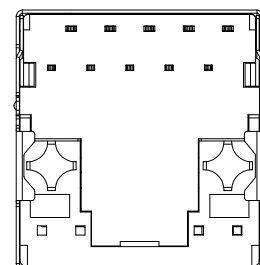
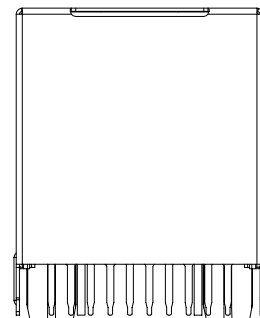
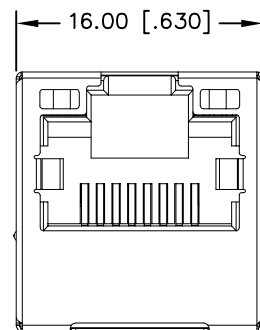
LED SPECIFICATIONS:

STANDARD LED	WAVELENGTH	FORWARD V(MAX)	TYP
GREEN	565nm	2.4V	2.2V
YELLOW	590nm	2.5V	2.1V

*WITH A FORWARD CURRENT OF 20mA

© Copyright, 2017. Pulse Electronics Corp. All rights reserved. Pulse confidential & proprietary. (03/29/17)

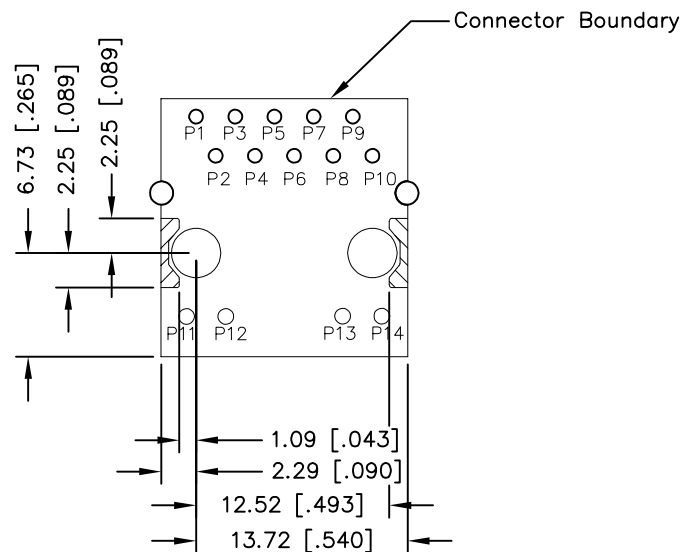
PRODUCT DESCRIPTION	TLA DRAWING	PS DRAWING	SHEET	PART NO.	DATASHEET REV.
CONN,RJ45,1X1,1GD,1:1,TU	JXD2-0015NL-X1	-	2 OF 5	JXD2-0015NL	A



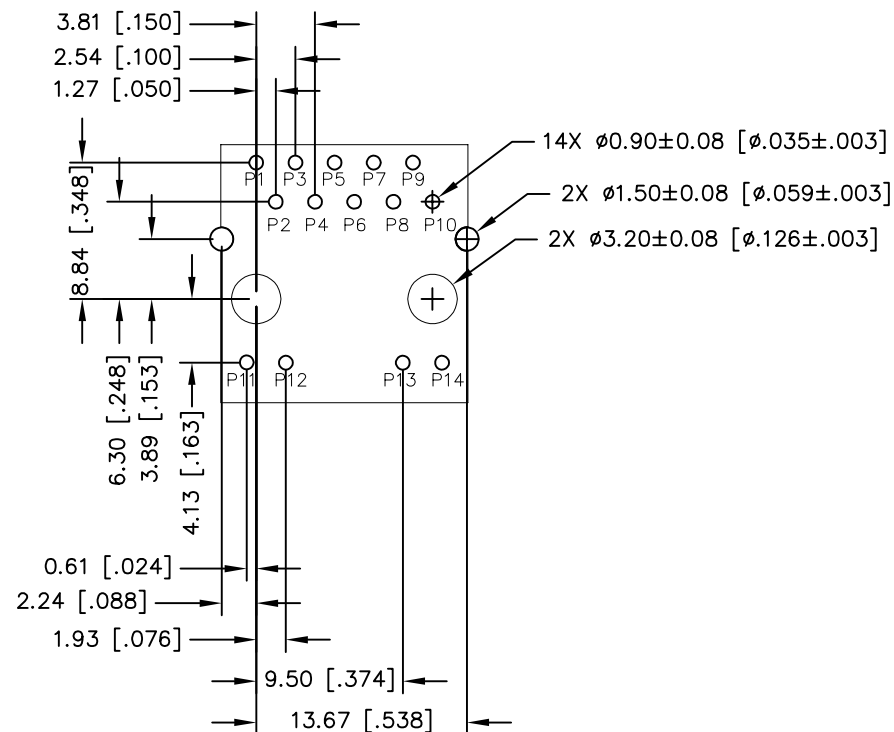
DIMENSIONS ARE IN MILLIMETERS [INCHES] WITH THE FOLLOWING
TOLERANCES: [INCHES] ARE FOR REFERENCE ONLY.
X.XX= ± 0.25 [± 0.010]

© Copyright, 2017. Pulse Electronics Corp. All rights reserved. Pulse confidential & proprietary. (03/29/17)

PRODUCT DESCRIPTION	TLA DRAWING	PS DRAWING	SHEET	PART NO.	DATASHEET REV.
CONN,RJ45,1X1,1GD,1:1,TU	JXD2-0015NL-X1	-	3 OF 5	JXD2-0015NL	A



KEEP-OUT AREA (COMPONENT SIDE SHOWN)

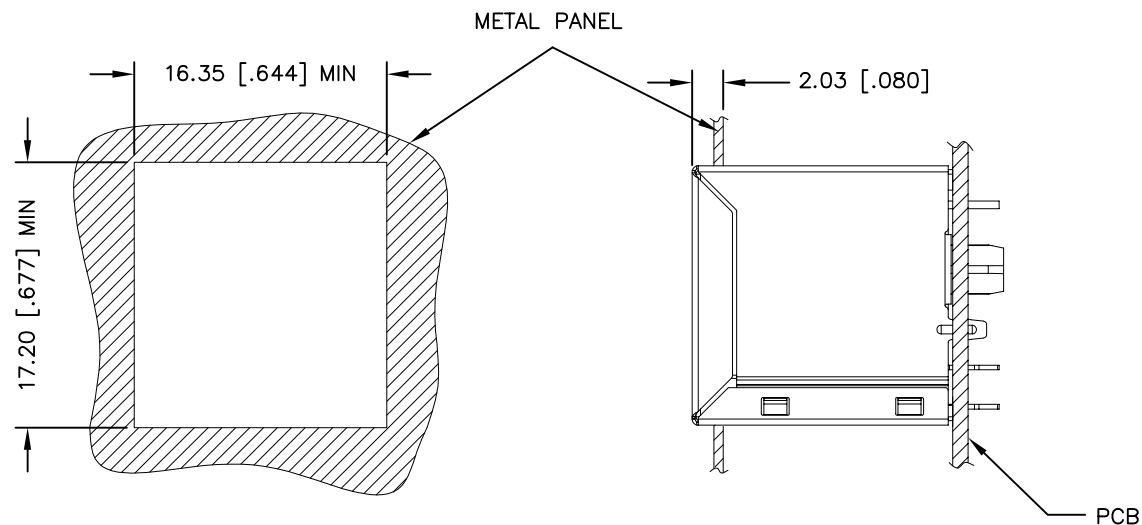


RECOMMENDED PWB LAYOUT
(COMPONENT SIDE SHOWN)

DIMENSIONS ARE IN MILLIMETERS [INCHES] WITH THE FOLLOWING
TOLERANCES: [INCHES] ARE FOR REFERENCE ONLY.
X.XX= ± 0.10 [$\pm .004$]

© Copyright, 2017. Pulse Electronics Corp. All rights reserved. Pulse confidential & proprietary. (03/29/17)

PRODUCT DESCRIPTION	TLA DRAWING	PS DRAWING	SHEET	PART NO.	DATASHEET REV.
CONN,RJ45,1X1,1GD,1:1,TU	JXD2-0015NL-X1	-	4 OF 5	JXD2-0015NL	A



SUGGESTED PANEL CUTOUT

DIMENSIONS ARE IN MILLIMETERS [INCHES] WITH THE FOLLOWING
TOLERANCES: [INCHES] ARE FOR REFERENCE ONLY.
X.XX= ± 0.10 [± 0.004]

© Copyright, 2017. Pulse Electronics Corp. All rights reserved. Pulse confidential & proprietary. (03/29/17)

PRODUCT DESCRIPTION	TLA DRAWING	PS DRAWING	SHEET	PART NO.	DATASHEET REV.
CONN,RJ45,1X1,1GD,1:1,TU	JXD2-0015NL-X1	-	5 OF 5	JXD2-0015NL	A

Mouser Electronics

Authorized Distributor

Click to View Pricing, Inventory, Delivery & Lifecycle Information:

Pulse:

[JXD2-0015NL](#)