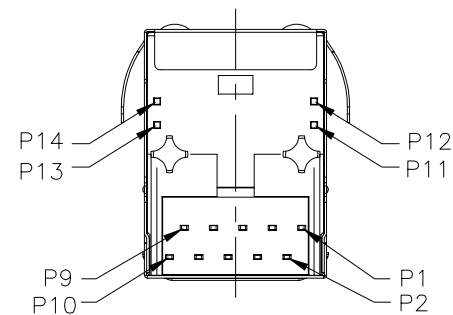
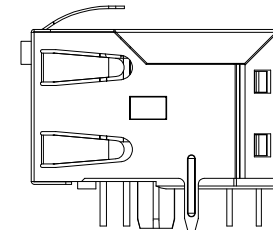
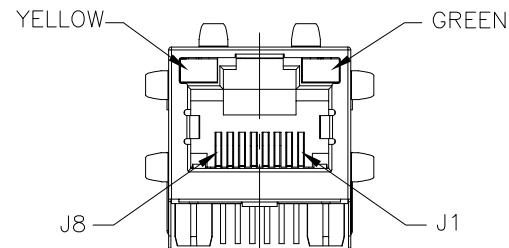
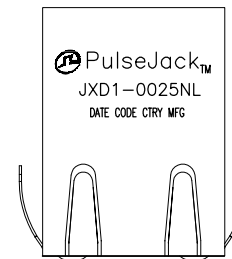


#### NOTES:

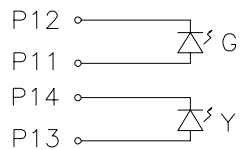
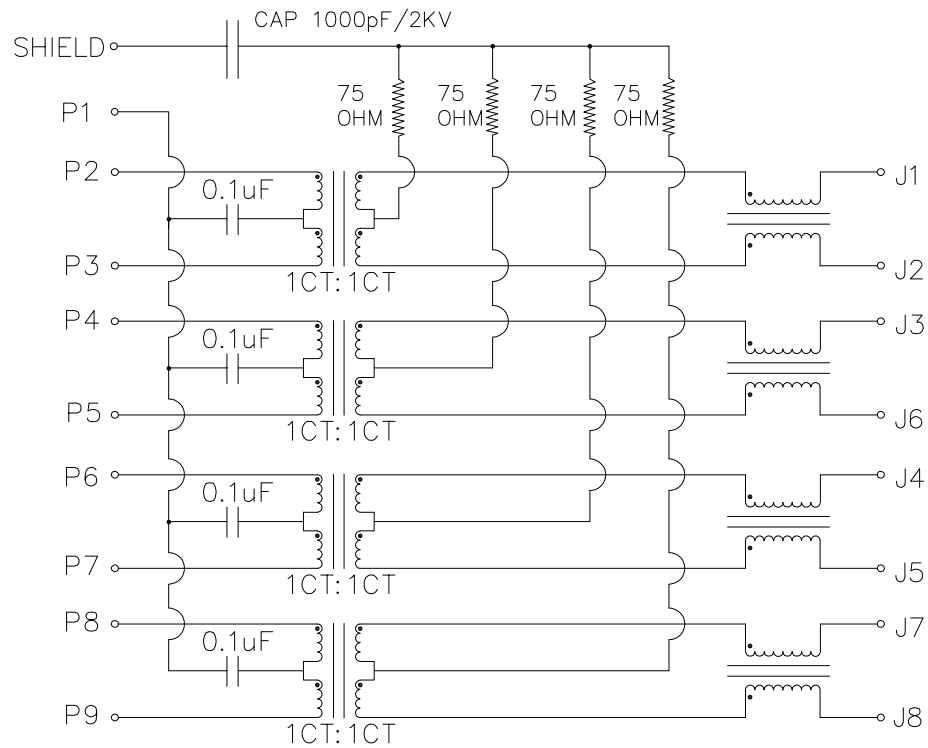
- CONNECTOR MATERIAL:  
HOUSING:THERMOPLASTIC BLACK UL94 V-0  
SHIELD:BRASS  
SHIELD PLATING:NICKEL  
CONTACT:PHOSPHOR BRONZE  
CONTACT PLATING: SELECTIVE GOLD, 30 MICRO-INCHS MIN  
IN CONTACT AREA
- PIN NOT ELECTRICALLY CONNECTED MAYBE OMITTED SEE  
ELECTRICAL DRAWING FOR OMITTED PINS
- RJ45 CAVITIES CONFORM TO FCC RULES AND REGULATION  
PART 68.
- THE PART IS RECOMMENDED FOR WAVE SOLDERING  
PROCESS PEAK SOLDERING TEMPERATURE IS  
260°C MAX, 10 SECS MAX
- OPERATING TEMPERATURE T=-40°C TO +85°C.
- STORAGE TEMPERATURE T=-40°C TO +85°C.



FINAL OUTLINE

© Copyright, 2017. Pulse Electronics Corp. All rights reserved. Pulse confidential & proprietary. (07/05/17)

PRODUCT DESCRIPTION	TLA DRAWING	PS DRAWING	SHEET	PART NO.	DATASHEET REV.
CONN,RJ45,1X1,1GD,1:1,TU	JXD1-0025NL-P1	-	1 OF 5	JXD1-0025NL	A



SCHEMATIC

#### ELECTRONICAL SPECIFICATIONS:

- TURN RATIO @100KHz: (P2~P3):(J1~J2) = 1:1±5%  
(P4~P5):(J3~J6) = 1:1±5%  
(P6~P7):(J4~J5) = 1:1±5%  
(P8~P9):(J7~J8) = 1:1±5%
- PRIMARY INDUCTANCE: 350uH MIN @100KHZ,0.1V 8mA DC BIAS
- DC RESISTANCE: 1.2 OHMS MAX
- INSERTION LOSS: 1-100MHz -1.0dB MAX  
100-125MHz -1.2dB MAX
- RETURN LOSS: 1-40MHz -16dB MIN  
40-60MHz -12dB MIN  
60-80MHz -10dB MIN  
80-100MHz -8dB MIN
- CROSS TALK: 1-100MHz -30dB MIN
- COMMON TO COMMON MODE ATTENUATION: 1-100MHz -30dB MIN
- ISOLATION: PHY SIDE TO LINE SIDE: 2250VDC

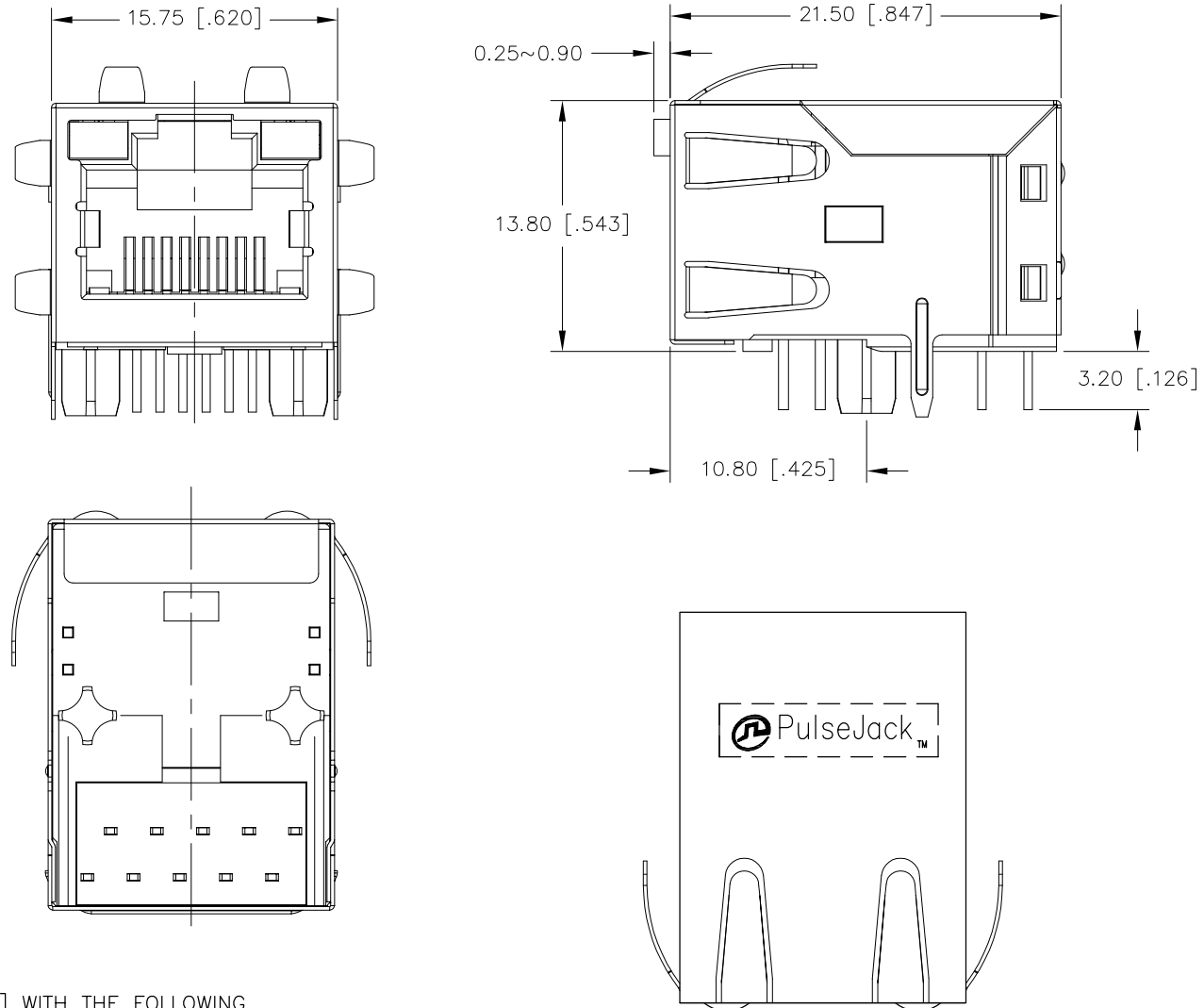
#### LED SPECIFICATION

STANDARD LED	WAVELENGTH	FORWARD V(max)	TYP
GREEN	565nm	2.4V	2.2V
YELLOW	590nm	2.5V	2.1V

\*WITH A FORWARD CURRENT OF 20mA

© Copyright, 2017. Pulse Electronics Corp. All rights reserved. Pulse confidential & proprietary. (07/05/17)

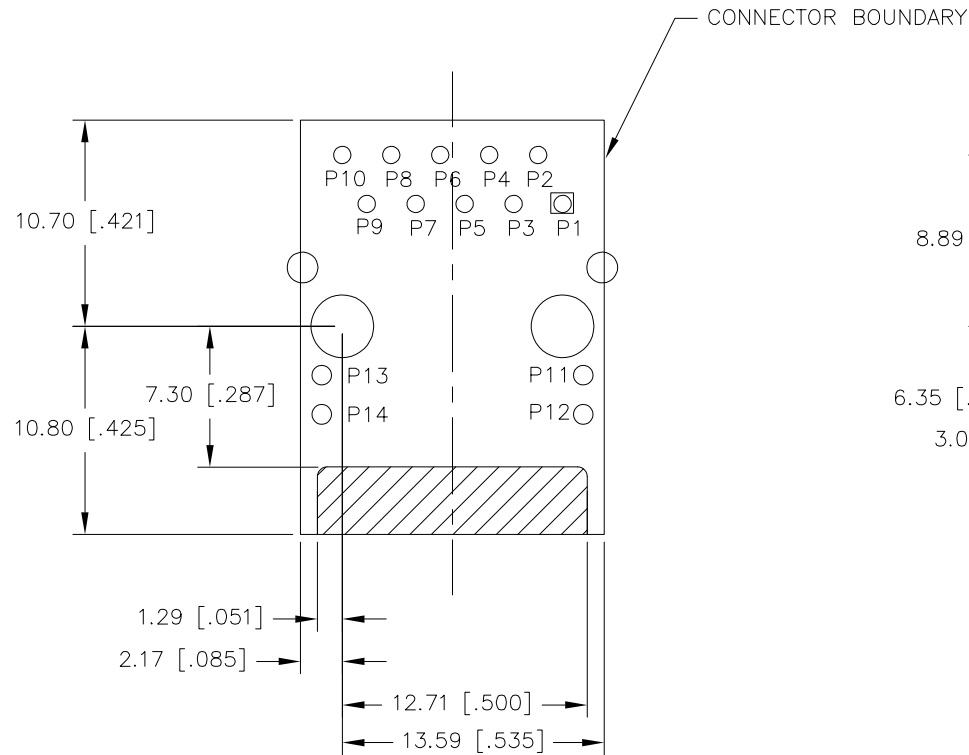
PRODUCT DESCRIPTION	TLA DRAWING	PS DRAWING	SHEET	PART NO.	DATASHEET REV.
CONN,RJ45,1X1,1GD,1:1,TU	JXD1-0025NL-P1	-	2 OF 5	JXD1-0025NL	A



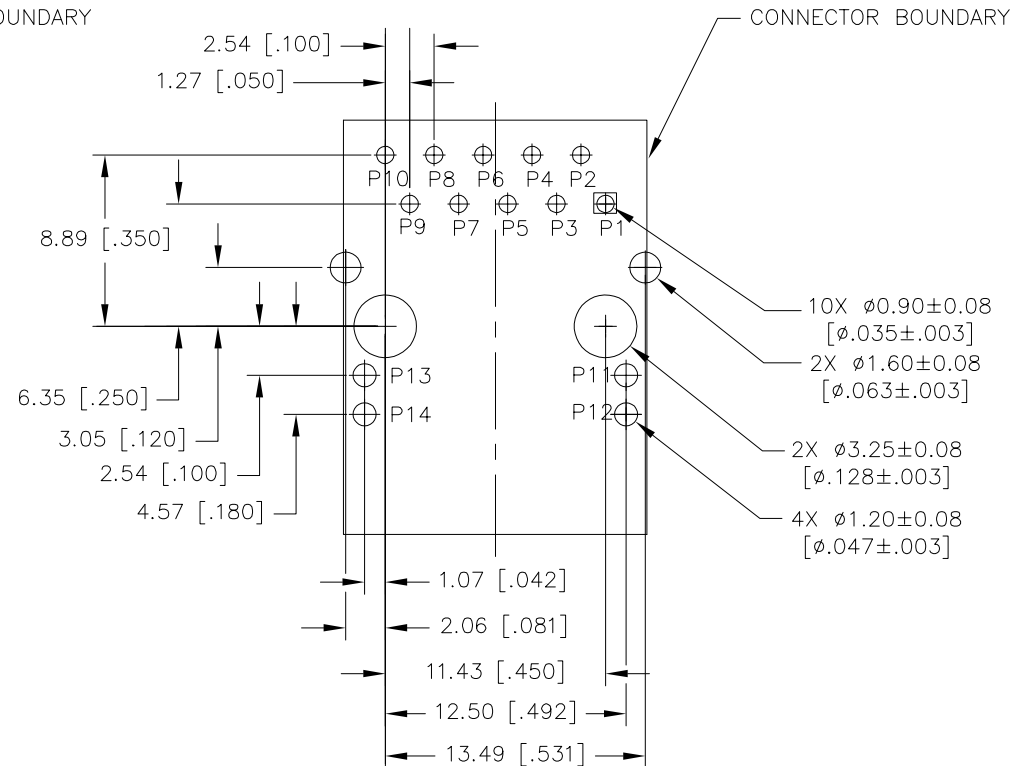
DIMENSIONS ARE IN MILLIMETERS [INCHES] WITH THE FOLLOWING  
TOLERANCES: [INCHES] ARE FOR REFERENCE ONLY.  
X.XX=  $\pm 0.25$  [ $\pm 0.010$ ]

© Copyright, 2017. Pulse Electronics Corp. All rights reserved. Pulse confidential & proprietary. (07/05/17)

PRODUCT DESCRIPTION	TLA DRAWING	PS DRAWING	SHEET	PART NO.	DATASHEET REV.
CONN,RJ45,1X1,1GD,1:1,TU	JXD1-0025NL-P1	—	3 OF 5	JXD1-0025NL	A



KEEP-OUT AREA (COMPONENT SIDE SHOWN)

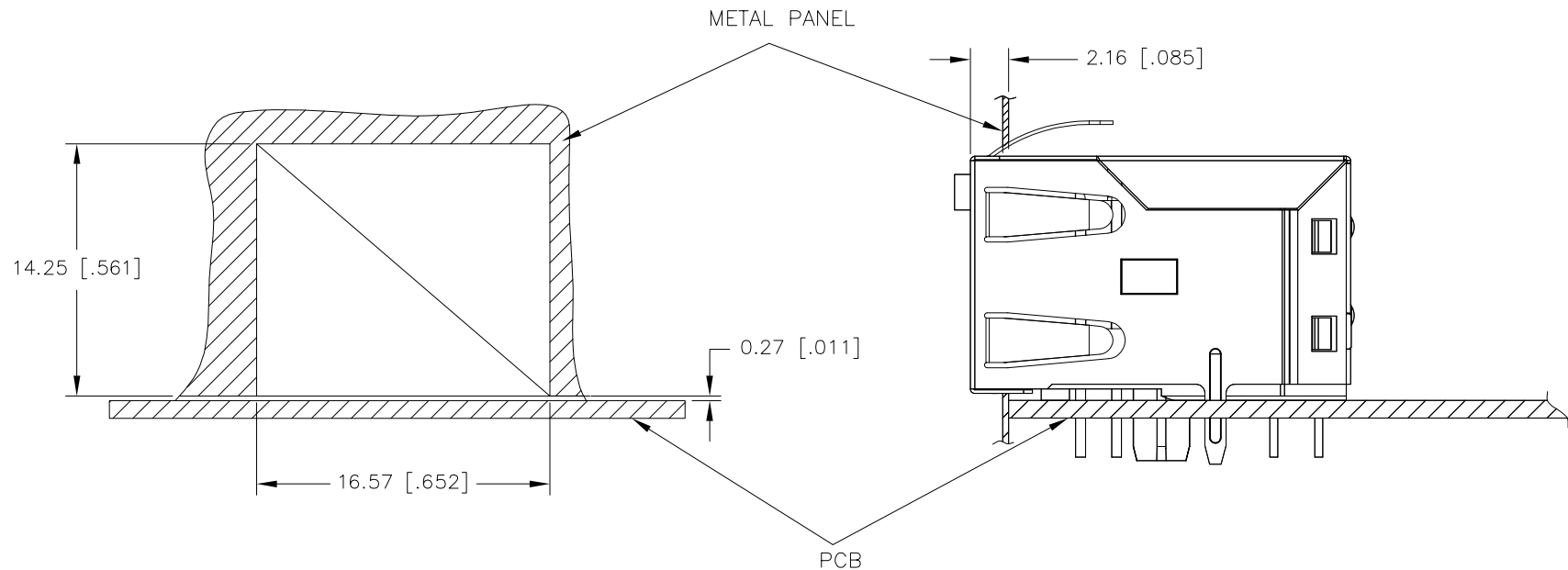


RECOMMENDED PWB LAYOUT  
(COMPONENT SIDE SHOWN)

DIMENSIONS ARE IN MILLIMETERS [INCHES] WITH THE FOLLOWING TOLERANCES: [INCHES] ARE FOR REFERENCE ONLY.  
 X.XX=  $\pm 0.10$  [ $\pm 0.004$ ]

© Copyright, 2017. Pulse Electronics Corp. All rights reserved. Pulse confidential & proprietary. (07/05/17)

PRODUCT DESCRIPTION	TLA DRAWING	PS DRAWING	SHEET	PART NO.	DATASHEET REV.
CONN,RJ45,1X1,1GD,1:1,TU	JXD1-0025NL-P1	-	4 OF 5	JXD1-0025NL	A



DIMENSIONS ARE IN MILLIMETERS [INCHES] WITH THE FOLLOWING  
TOLERANCES: [INCHES] ARE FOR REFERENCE ONLY.  
X.XX=  $\pm 0.10$  [ $\pm 0.004$ ]

© Copyright, 2017. Pulse Electronics Corp. All rights reserved. Pulse confidential & proprietary. (07/05/17)

PRODUCT DESCRIPTION	TLA DRAWING	PS DRAWING	SHEET	PART NO.	DATASHEET REV.
CONN,RJ45,1X1,1GD,1:1,TU	JXD1-0025NL-P1	—	5 OF 5	JXD1-0025NL	A

# Mouser Electronics

Authorized Distributor

Click to View Pricing, Inventory, Delivery & Lifecycle Information:

Pulse:

[JXD1-0025NL](#)