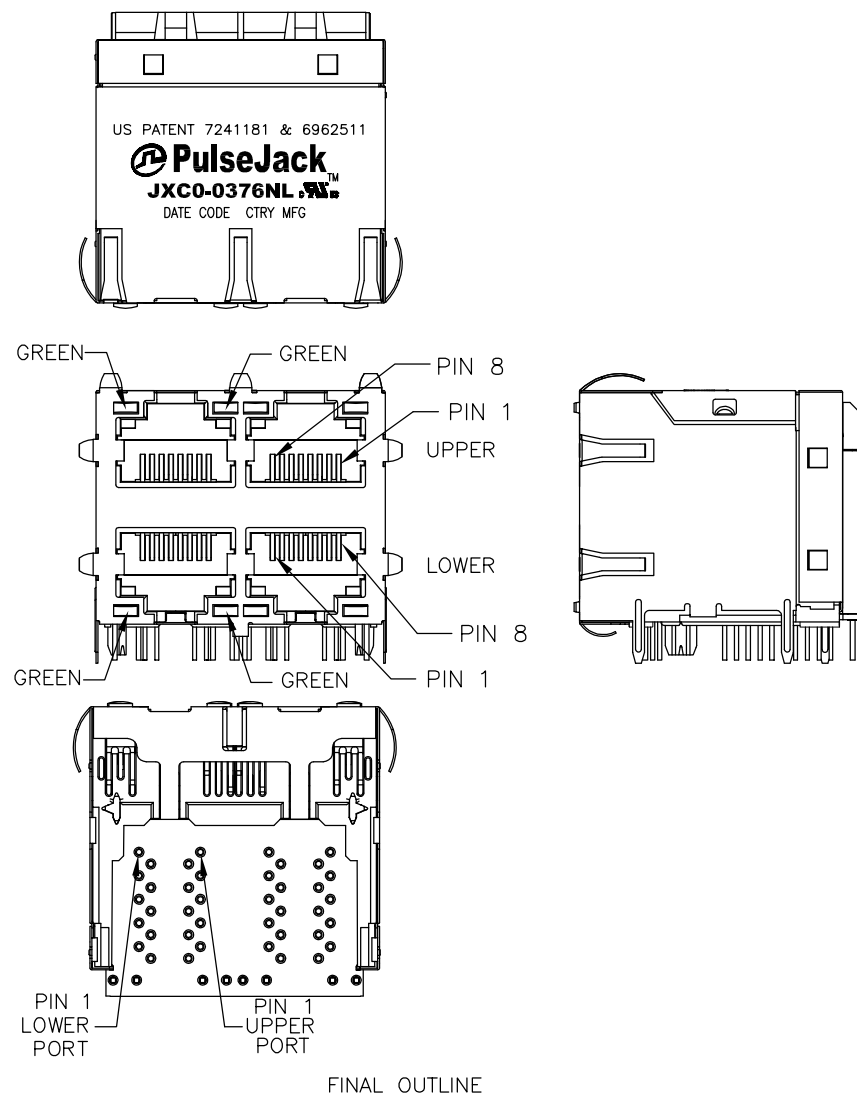
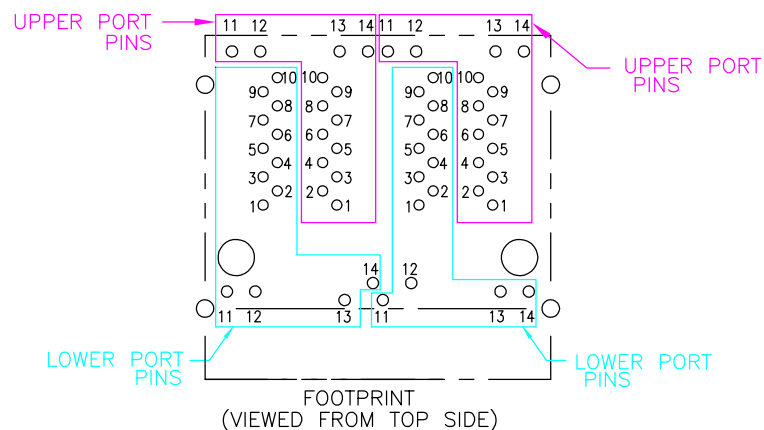


NOTES:

1. ROHS COMPLIANT
2. PLASTIC HOUSING: THERMOPLASTIC MATERIAL WITH FLAMMABILITY RATING UL 94V-0 OR BETTER.
3. CONTACTS PLATING: 30 μ INCHES GOLD PLATING.
4. CONTACTS BASE MATERIAL: PHOSPHOR BRONZE
5. UNDER PLATING: 30-50 μ INCHES NICKEL
6. SOLDER TAIL PLATING : 200-500 μ INCHES 100% TIN, MATTE FINISH.
7. METAL SHIELD: NICKEL PLATING ON COPPER ALLOY.
8. JACK CAVITY CONFORMS TO FCC PART 68 SUBPART.
9. PCB PLATING: HASL (TOP PCB), ENIG (BOTTOM PCB)
10. STORAGE TEMPERATURE: -50°C TO +125°C
11. COMPLIANCE TO J-STD:
 - A. J-STD-002: SOLDERABILITY AT 245°C DIP AND LOOK TEST
 - B. J-STD-020: LEVEL 1, NO MOISTURE SENSITIVE
 - C. J-STD-075: W2, 270°C MAXIMUM THROUGH WAVE SOLDER



© Copyright, 2016. Pulse Electronics Corp. All rights reserved. Pulse confidential & proprietary. (07/18/16)

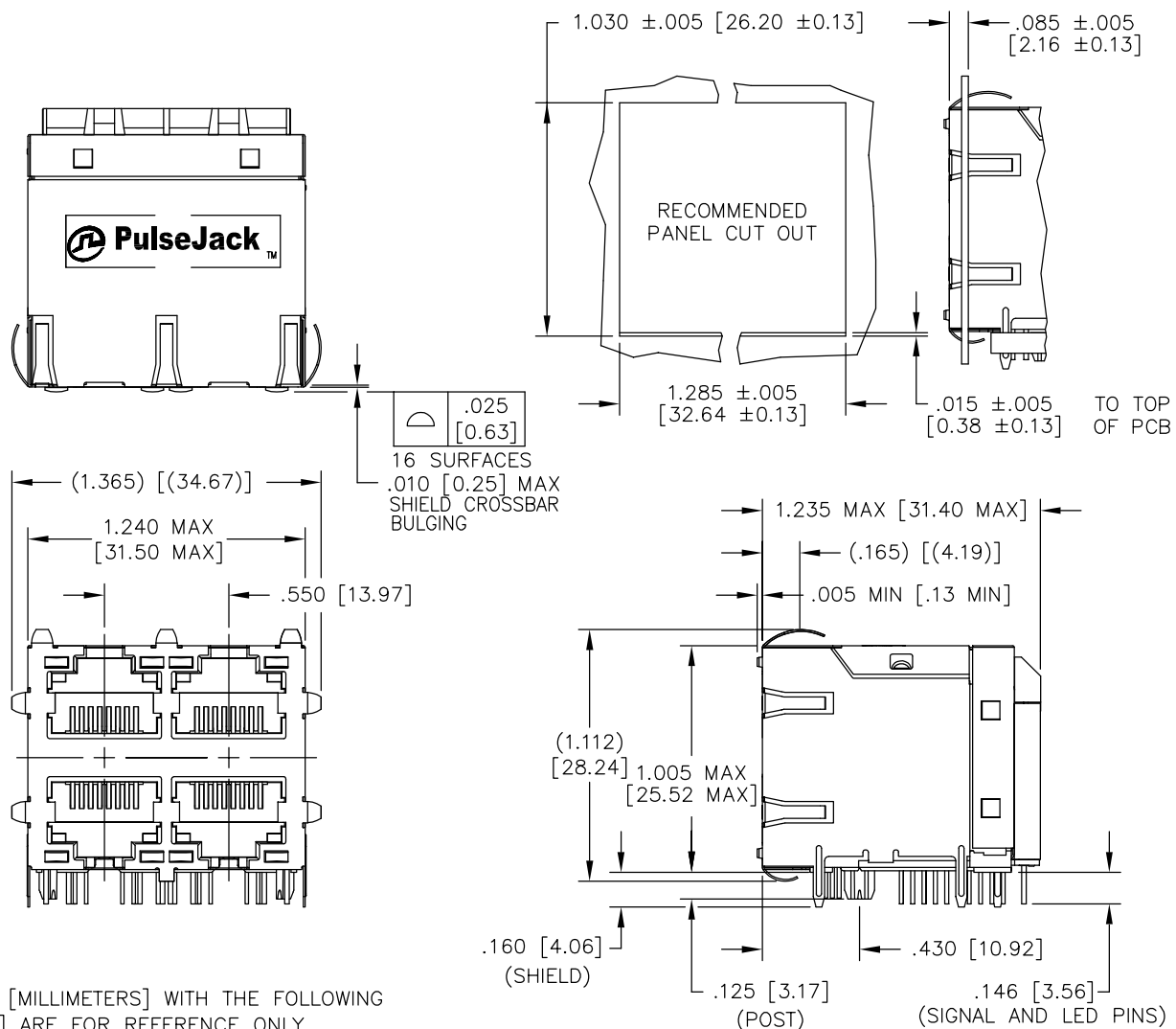
PRODUCT DESCRIPTION	TLA DRAWING	PS DRAWING	SHEET	PART NO.	DATASHEET REV.
CONN,RJ45,2X2,1GD,1:1,TY	JXC0-0376NL-12	PS-2416.121-A	1 OF 4	JXC0-0376NL	A



PARAMETER	SPECIFICATIONS	
OPERATING TEMP	-40°C - 85°C	
TURNS RATIO	1.00 ± 2%	
POLARITY	PER SCHEMATIC	
INSERTION LOSS	100 KHz	1-125 MHz
	-1.2 dB MAX	-0.2-0.002*f ^{1.4} dB MAX
RETURN LOSS (Z OUT = 100 OHM ±15%)	.1-40 MHz	40-100 MHz
	-18 dB MIN	-12+20*LOG ₁₀ (f/80 MHz) dB MIN
INDUCTANCE (OCL) (MEDIA SIDE, -40°C-85°C)	350 uH MIN	(MEASURED AT 100 KHz, 100 mVRMS) (AND WITH 8 mA DC BIAS)
CROSSTALK, ADJACENT CHANNELS	1 MHz	10-100 MHz
	-50 dB MIN	-55+22*LOG ₁₀ (f/10) dB MIN
COMMON MODE REJECTION RATIO	2 MHz	30-200 MHz
	-50 dB MIN	-15+20*LOG ₁₀ (f/200) dB MIN
INPUT - OUTPUT ISOLATION	2250 VDC MIN @ 60 SECONDS	

EMMITTED COLOR	GREEN
WAVELENGTH (nm)	570 nm
BRIGHTHNESS (mCD)	8 TYP. AT 20 mA
VIEWING ANGLE	100°
POWER DISSIPATION (Pd)	80 mW MAX
FORWARD VOLTAGE (Vf)	2.8 V MAXIMUM 2.2 V TYPICAL
REVERSE VOLTAGE (Vr)	5.0 V MAX

NOTE: PER VENDOR'S SPECIFICATIONS



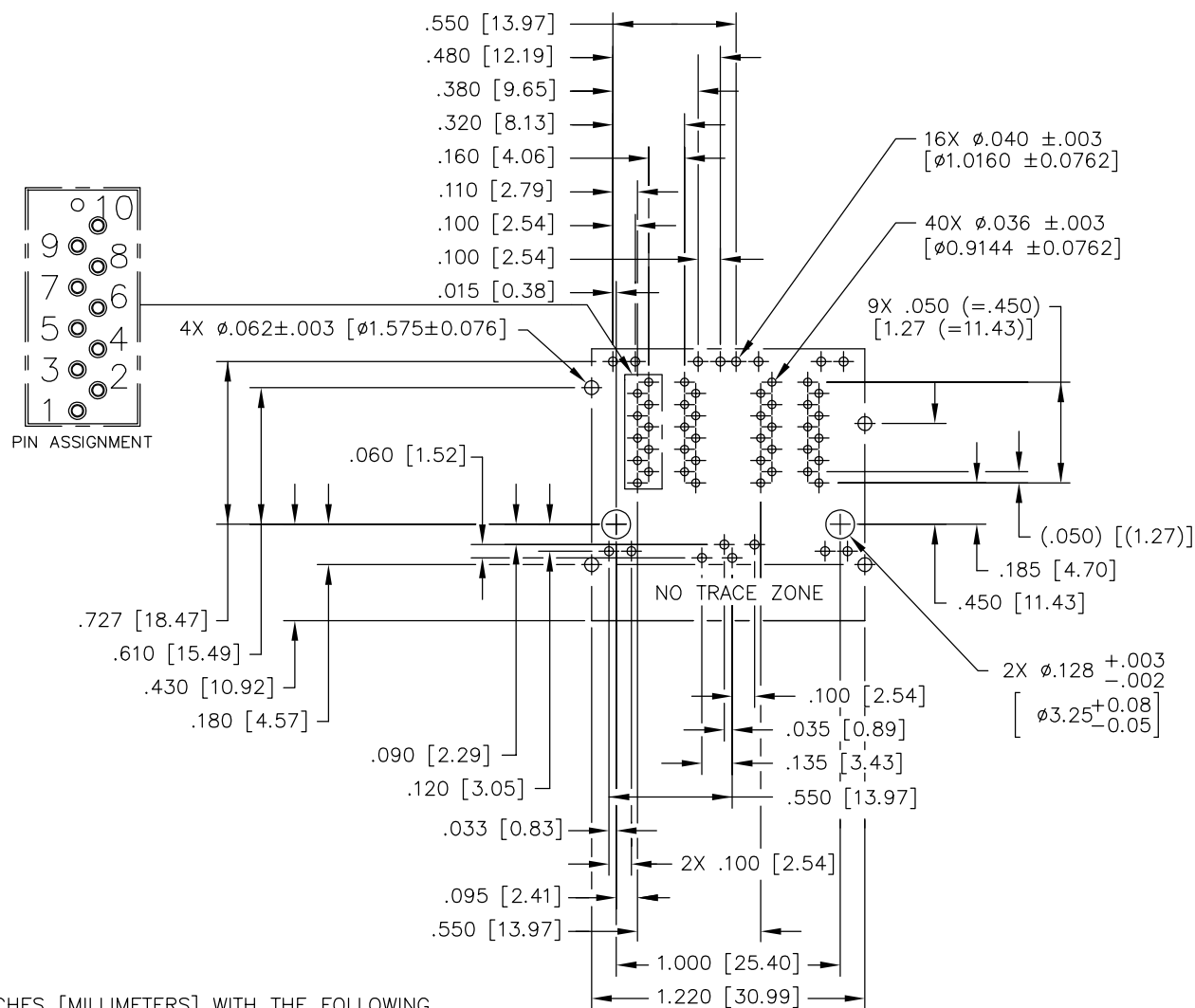
DIMENSIONS ARE IN INCHES [MILLIMETERS] WITH THE FOLLOWING TOLERANCES: [MILLIMETERS] ARE FOR REFERENCE ONLY.

.XX= $\pm .02$ [± 0.5]

.XXX= $\pm .010$ [± 0.25]

© Copyright, 2016. Pulse Electronics Corp. All rights reserved. Pulse confidential & proprietary. (07/18/16)

PRODUCT DESCRIPTION	TLA DRAWING	PS DRAWING	SHEET	PART NO.	DATASHEET REV.
CONN,RJ45,2X2,1GD,1:1,TY	JXC0-0376NL-12	PS-2416.121-A	3 OF 4	JXC0-0376NL	A



DIMENSIONS ARE IN INCHES [MILLIMETERS] WITH THE FOLLOWING
TOLERANCES: [MILLIMETERS] ARE FOR REFERENCE ONLY.

.XX= ±.02 [±0.5]

.XXX= ±.010 [±0.25]

© Copyright, 2016. Pulse Electronics Corp. All rights reserved. Pulse confidential & proprietary. (07/18/16)

PRODUCT DESCRIPTION	TLA DRAWING	PS DRAWING	SHEET	PART NO.	DATASHEET REV.
CONN,RJ45,2X2,1GD,1:1,TY	JXC0-0376NL-12	PS-2416.121-A	4 OF 4	JXC0-0376NL	A

Mouser Electronics

Authorized Distributor

Click to View Pricing, Inventory, Delivery & Lifecycle Information:

Pulse:

[JXC0-0376NL](#)