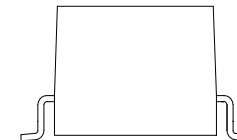
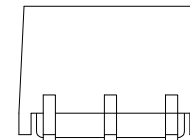
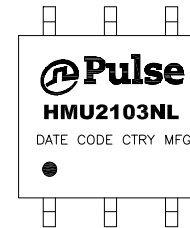




NOTES:

1. ROHS COMPLIANT
2. STORAGE TEMPERATURE: -50°C TO +125°C
3. COMPLIANCE TO J-STD:
 - A. J-STD-002: SOLDERABILITY AT 245°C REFLOW PROFILE
 - B. J-STD-020: LEVEL 1, NO MOISTURE SENSITIVE
 - C. J-STD-075: R7, 245°C MAXIMUM THROUGH REFLOW SOLDER
4. TO ORDER TAPE & REEL PACKAGING ADD A "T" SUFFIX
TO THE PART NUMBER(i.e HXXXXXXNL BECOMES HXXXXXXNLT).
5. PACKING SPECIFICATION:
REEL SIZE: 330mm
TAPE WIDTH: 16mm
TAPE PITCH: 12mm

COMPONENTS PER REEL: 700 pcs



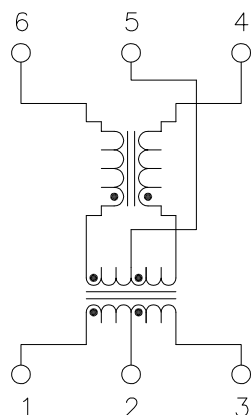
FINAL OUTLINE

© Copyright, 2017. Pulse Electronics Corp. All rights reserved. Pulse confidential & proprietary. (09/01/17)

PRODUCT DESCRIPTION	TLA DRAWING	PS DRAWING	SHEET	PART NO.	DATASHEET REV.
TRANSFORMER/CMC,4.3kVDC ISO,SGL,SMT	HMU2103NL-12	PS-2303.002-A	1 OF 5	HMU2103NL	E



ELECTRICAL CHARACTERISTICS AT +25°C UNLESS OTHER SPECIFIED
(FOR REFERENCE ONLY. USED FOR CUSTOMER INFORMATION.)



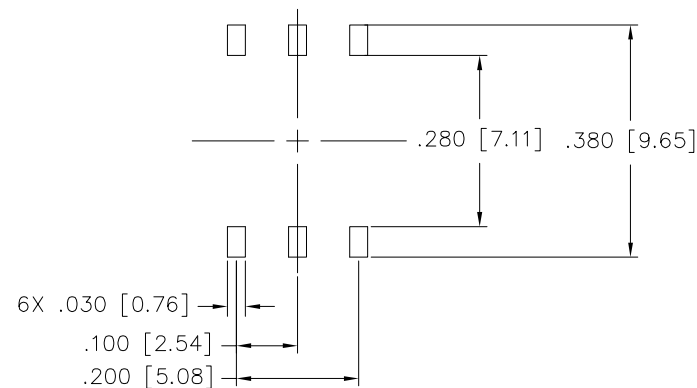
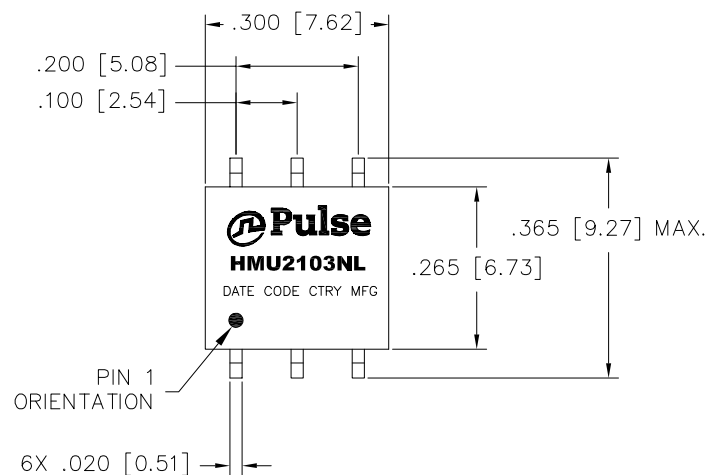
SCHEMATIC

PARAMETER	SPECIFICATIONS	
QUALIFICATION	PER AEC-Q200	
OPERATING TEMPERATURE	-40°C TO +125°C	
TURNS RATIO	1.00 ± 2%	
POLARITY	PER SCHEMATIC	
DC RESISTANCE	TRANSFORMER SIDE	CM CHOKE SIDE
	0.35 OHMS MAX	0.80 OHMS MAX
▽ INDUCTANCE (OCL) AT 100 kHz, 100 mV (-40°C TO +125°C)	150 uH MIN, 370 uH MAX	
▽ INSERTION LOSS	0.30 dB MAX @ 4 MHz	
RETURN LOSS (Z OUT = 100 OHM ±15%)	20 dB MIN @ 4 MHz	
COMMON MODE REJECTION RATIO	1 - 10 MHz	10-1000 MHz
	-35 dB MIN	-20 dB MIN
▽ INPUT - OUTPUT ISOLATION	4300 VDC FOR 60 SECONDS	
WORKING VOLTAGE	1000 VDC FOR 15 YEARS	
CREEPAGE DISTANCE	> 5mm	

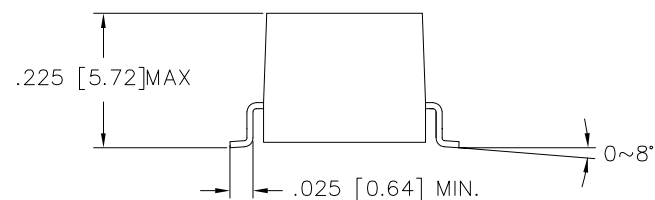
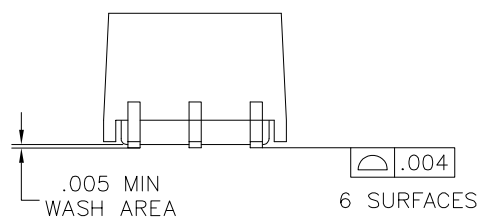
NOTE: "▽" IS SPECIAL CHARACTERISTIC.

© Copyright, 2017. Pulse Electronics Corp. All rights reserved. Pulse confidential & proprietary. (09/01/17)

PRODUCT DESCRIPTION	TLA DRAWING	PS DRAWING	SHEET	PART NO.	DATASHEET REV.
TRANSFORMER/CMC,4.3kVDC ISO,SGL,SMT	HMU2103NL-12	PS-2303.002-A	2 OF 5	HMU2103NL	E



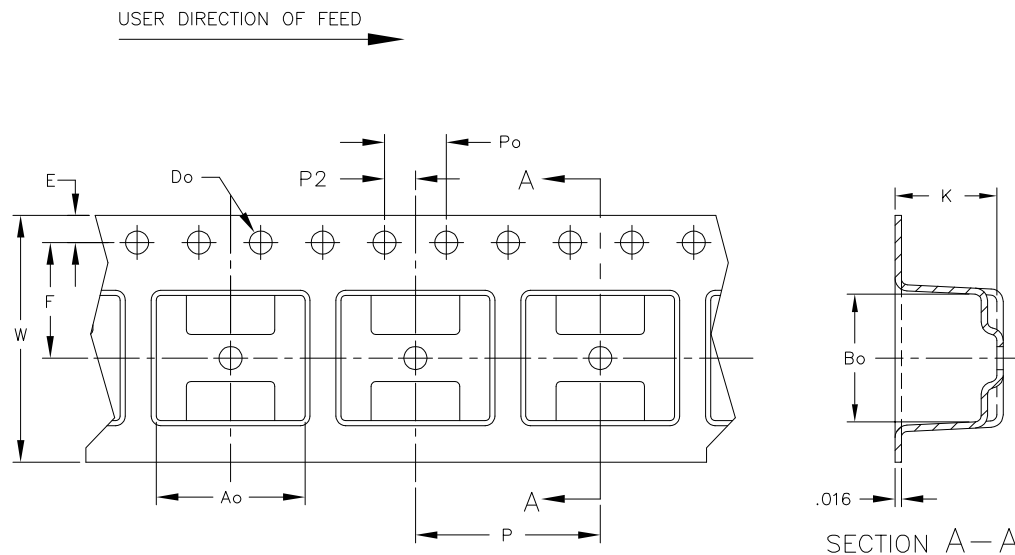
SUGGESTED LAND PATTERN



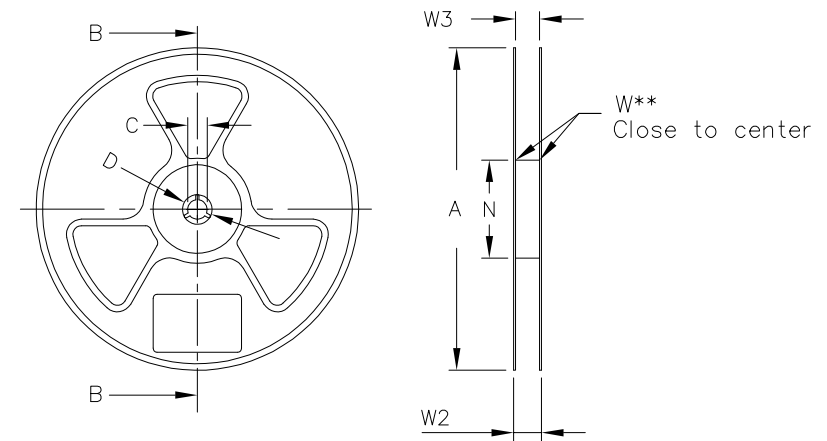
DIMENSIONS ARE IN INCHES [MILLIMETERS] WITH THE FOLLOWING TOLERANCES: [MILLIMETERS] ARE FOR REFERENCE ONLY.
.XX= ± 0.01 [± 0.25]
.XXX= ± 0.005 [± 0.13]

© Copyright, 2017. Pulse Electronics Corp. All rights reserved. Pulse confidential & proprietary. (09/01/17)

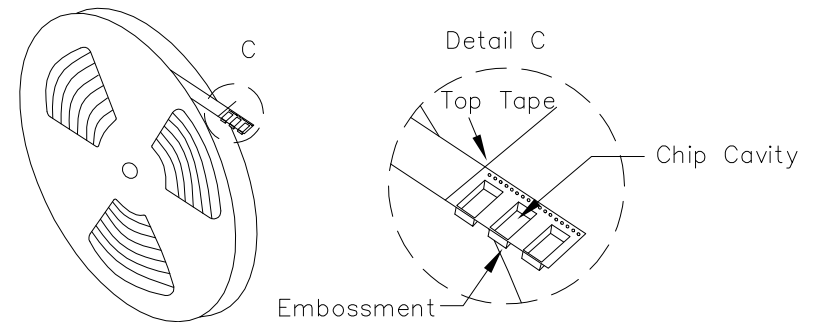
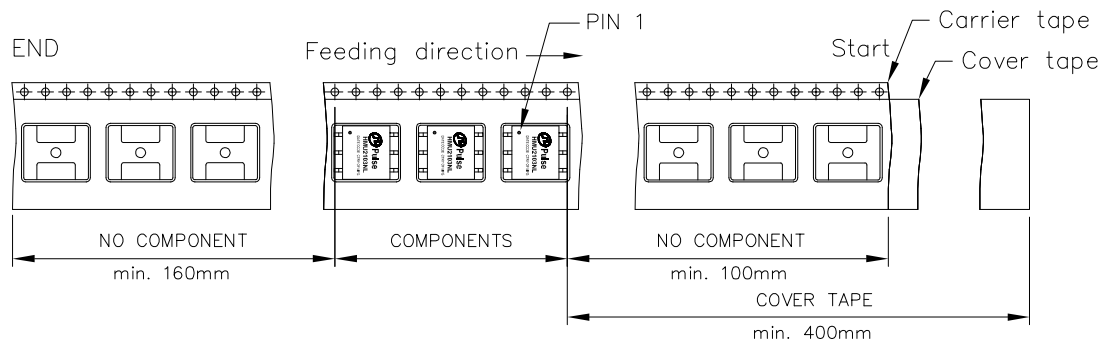
PRODUCT DESCRIPTION	TLA DRAWING	PS DRAWING	SHEET	PART NO.	DATASHEET REV.
TRANSFORMER/CMC,4.3kVDC ISO,SGL,SMT	HMU2103NL-12	PS-2303.002-A	3 OF 5	HMU2103NL	E



ITEM	W	P	A _o	B _o	K	T	C	D _o	E	F	P _o
DIM	16	12	9.65	8.28	6.6	0.40		1.5	1.75	7.5	4.0



	A	B	C	D	N	W1	W2	W3	W3
Tolerance		min.	±0.8	min.	min.	+2.0	max.	min.	max.
Tape width mm	330.00	1.50	13.00	20.20	100.00	16.4	18.4	16.4	18.39



ALL DIMENSIONS ARE IN MILLIMETERS WITH THE FOLLOWING
TOLERANCES: ±0.10

© Copyright, 2017. Pulse Electronics Corp. All rights reserved. Pulse confidential & proprietary. (09/01/17)

PRODUCT DESCRIPTION	TLA DRAWING	PS DRAWING	SHEET	PART NO.	DATASHEET REV.
TRANSFORMER/CMC,4.3kVDC ISO,SGL,SMT	HMU2103NL-12	PS-2303.002-A	4 OF 5	HMU2103NL	E



REVISION HISTORY:

REV	DESCRIPTION
A	NEW DS
B	CHANGE OCL FROM 170 μ H MIN, 350 μ H MAX TO 150 μ H MIN, 370 μ H MAX
C	CHANGE QUALIFICATION FROM AEC-Q200 (PENDING) TO PER AEC-Q200
D	CHANGE NEW "ROHS" AND "AEC-Q200" LOGO
E	ADD SC WITH "▽" AND PACKING INFORMATION

© Copyright, 2017. Pulse Electronics Corp. All rights reserved. Pulse confidential & proprietary. (09/01/17)

PRODUCT DESCRIPTION	TLA DRAWING	PS DRAWING	SHEET	PART NO.	DATASHEET REV.
TRANSFORMER/CMC,4.3kVDC ISO,SGL,SMT	HMU2103NL-12	PS-2303.002-A	5 OF 5	HMU2103NL	E

Mouser Electronics

Authorized Distributor

Click to View Pricing, Inventory, Delivery & Lifecycle Information:

Pulse:

[HMU2103NL](#) [HMU2103NLT](#)