

Series: GNSS Active Antenna

Description: GNSS Patch Antenna, 30dB LNA,
N-Male connector

PART NUMBER: GNSSDM30NM



Features:

- GNSS RHCP active antenna
- Beidou, GPS, Glonass
- LNA gain 30dBi
- 2pcs integrated band pass filters
- Module stage line-up:
 - Ant-Fil1-LNA1-Fil2-LNA2
- RoHS compliant

Applications:

- Base station timing antenna
- Navigation
- Tracking
- Location Based Services (LBS)

All dimensions are in mm / inches

Issue1910

In the effort to improve our products, we reserve the right to make changes judged to be necessary.

CONFIDENTIAL AND PROPRIETARY INFORMATION

This document contains confidential and proprietary information of Pulse Electronics, Inc. (Pulse) and is protected by copyright, trade secret and other state and federal laws. Its receipt or possession does not convey any rights to reproduce, disclose its contents, or to manufacture, use or sell anything it may describe. Reproduction, disclosure or use without specific written authorization of Pulse is strictly forbidden.

For more information:

Pulse Worldwide Headquarters
15255 Innovation Drive #100
San Diego, CA 92128
USA
Tel: 1-858-674-8100

Pulse/Larsen Antennas
18110 SE 34th St Bldg 2 Suite 250
Vancouver, WA 98683
USA
Tel: 1-360-944-7551

Europe Headquarters
Pulse GmbH & Co, KG
Zeppelinstrasse 15
Herrenberg, Germany
Tel: 49 7032 7806 0

Pulse (Suzhou) Wireless Products Co, Inc.
99 Huo Ju Road(#29 Bldg, 4th Phase
Suzhou New District
Jiangsu Province, Suzhou 215009 PR China
Tel: 86 512 6807 9998



Series: GNSS Active Antenna
Description: GNSS Patch Antenna, 30dB LNA,
 N-Male connector

PART NUMBER: GNSSDM30NM
ELECTRICAL SPECIFICATIONS

Frequency	1561.098 ± 2.046/ 1575.42 ± 1.023/ 1602.5625 ± 4 MHz
Nominal Impedance	50 Ω
VSWR	<2:1
Gain (Radiating element)	1 dBic ± 1 dB
Gain (LNA gain)	30 dB ± 2 dB
Polarization	RHCP
Out of Band Rejection	
698 MHz	>70 dB
960MHz	>65 dB
1710MHz	>60 dB
2170MHz	>65 dB
2400MHz	>65 dB
2700MHz	>65 dB
Noise Figure	<2.4 dB
Operating Voltage	3.3-5 Vdc±0.5V
Current Consumption	<15 mA

Series: GNSS Active Antenna

Description: GNSS Patch Antenna, 30dB LNA,
N-Male connector

PART NUMBER: GNSSDM30NM

MECHANICAL SPECIFICATIONS

Weight	127g
Antenna Color / Material	Gray
Connector type	N-Male

ENVIRONMENTAL SPECIFICATIONS

Operating Temperature	-40~85° C
Ingress Protection	IP67
RoHS Compliant	Yes

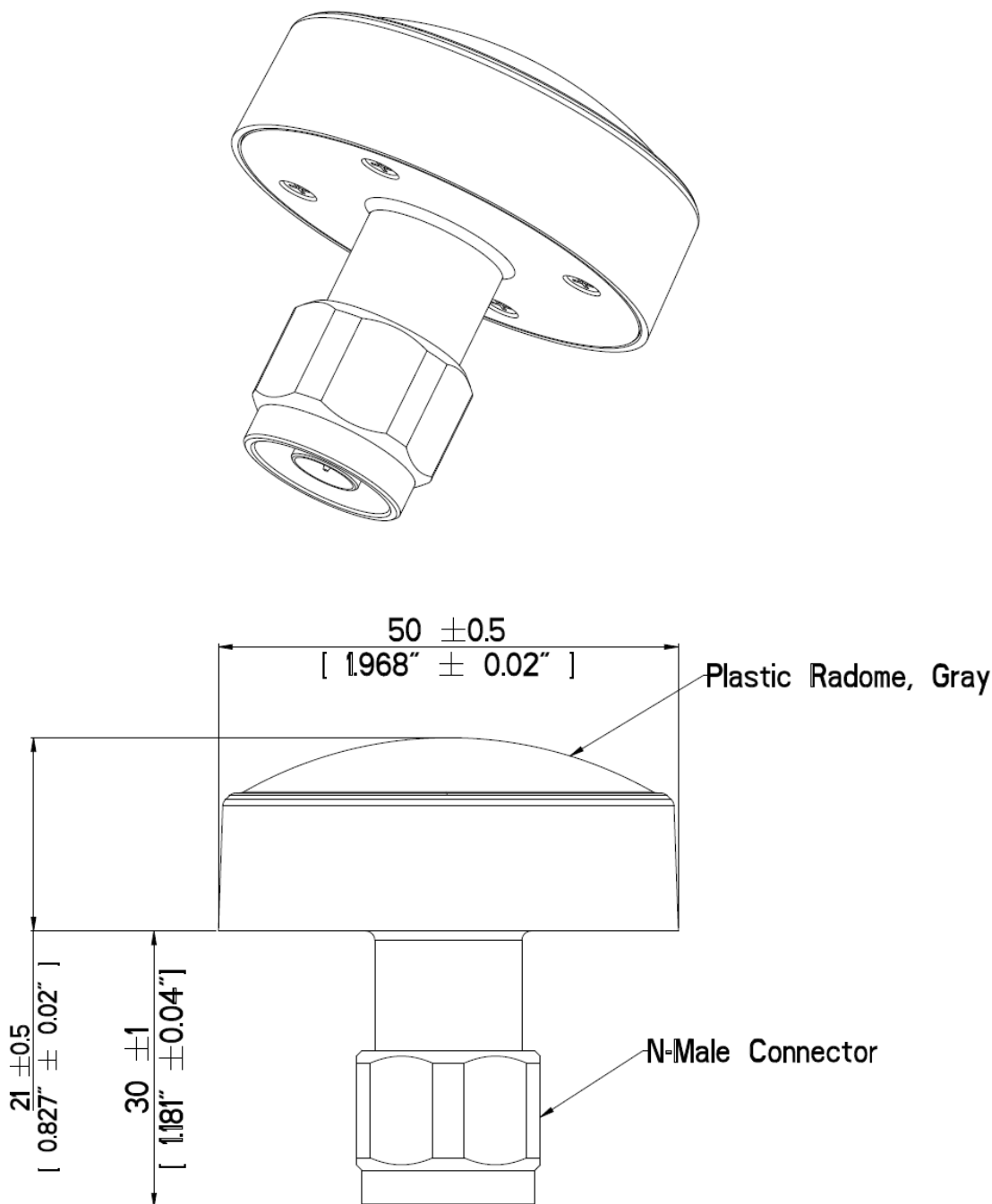
OTHER SPECIFICATIONS

Series: GNSS Active Antenna

Description: GNSS Patch Antenna, 30dB LNA,
N-Male connector

PART NUMBER: GNSSDM30NM

MECHANICAL DRAWING



Issue1910

In the effort to improve our products, we reserve the right to make changes judged to be necessary.

CONFIDENTIAL AND PROPRIETARY INFORMATION

This document contains confidential and proprietary information of Pulse Electronics, Inc. (Pulse) and is protected by copyright, trade secret and other state and federal laws. Its receipt or possession does not convey any rights to reproduce, disclose its contents, or to manufacture, use or sell anything it may describe. Reproduction, disclosure or use without specific written authorization of Pulse is strictly forbidden.

Series: GNSS Active Antenna

Description: GNSS Patch Antenna, 30dB LNA,
N-Male connector

PART NUMBER: GNSSDM30NM

TEST SETUP

VSWR is tested in free space.

Radiation Element is test on 70X70mm ground plane.

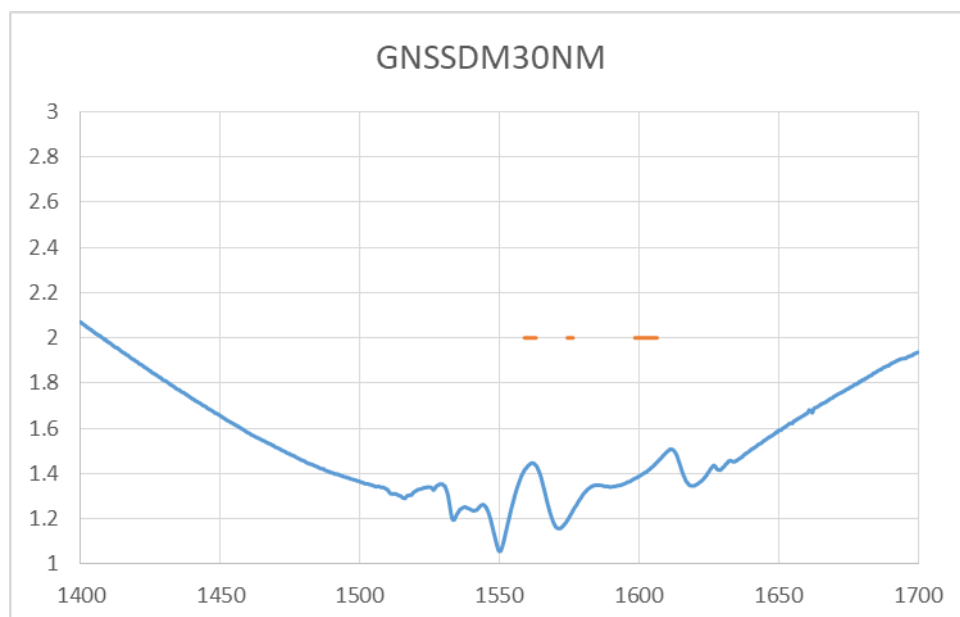
Series: GNSS Active Antenna

Description: GNSS Patch Antenna, 30dB LNA, N-Male connector

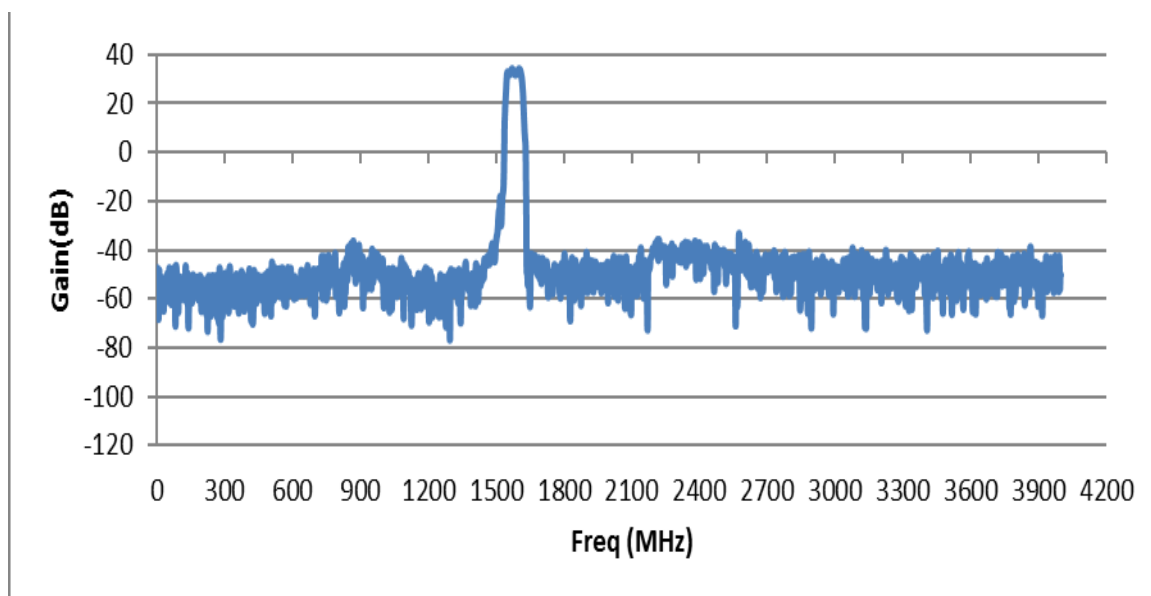
PART NUMBER: GNSSDM30NM

CHARTS

VSWR



LNA Gain and out-of-band rejection



Issue1910

In the effort to improve our products, we reserve the right to make changes judged to be necessary.

CONFIDENTIAL AND PROPRIETARY INFORMATION

This document contains confidential and proprietary information of Pulse Electronics, Inc. (Pulse) and is protected by copyright, trade secret and other state and federal laws. Its receipt or possession does not convey any rights to reproduce, disclose its contents, or to manufacture, use or sell anything it may describe. Reproduction, disclosure or use without specific written authorization of Pulse is strictly forbidden.

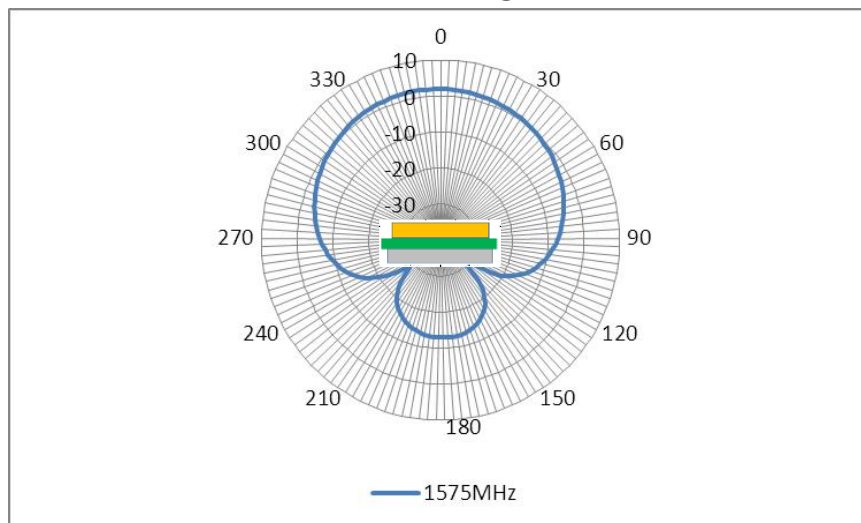
Series: GNSS Active Antenna

Description: GNSS Patch Antenna, 30dB LNA, N-Male connector

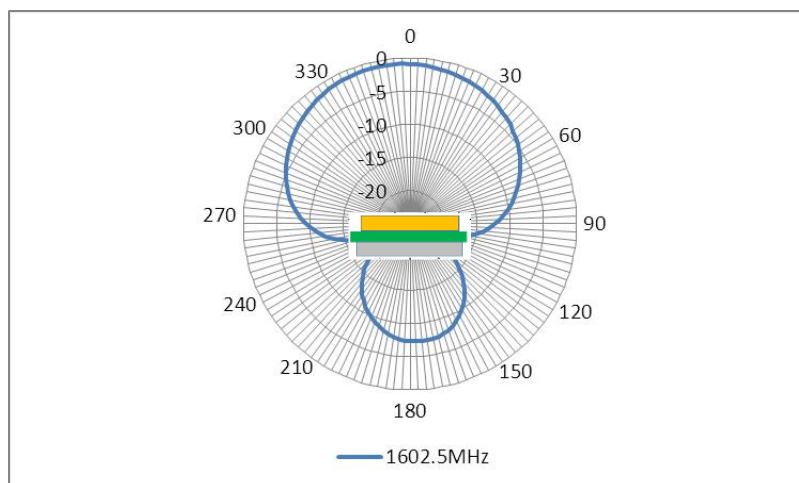
PART NUMBER: GNSSDM30NM

CHARTS

Radiation Pattern (70mm x 70mm ground plane) GPS & Galileo



Radiation Pattern (70mm x 70mm ground plane) GLONASS



Issue1910

In the effort to improve our products, we reserve the right to make changes judged to be necessary.

CONFIDENTIAL AND PROPRIETARY INFORMATION

This document contains confidential and proprietary information of Pulse Electronics, Inc. (Pulse) and is protected by copyright, trade secret and other state and federal laws. Its receipt or possession does not convey any rights to reproduce, disclose its contents, or to manufacture, use or sell anything it may describe. Reproduction, disclosure or use without specific written authorization of Pulse is strictly forbidden.

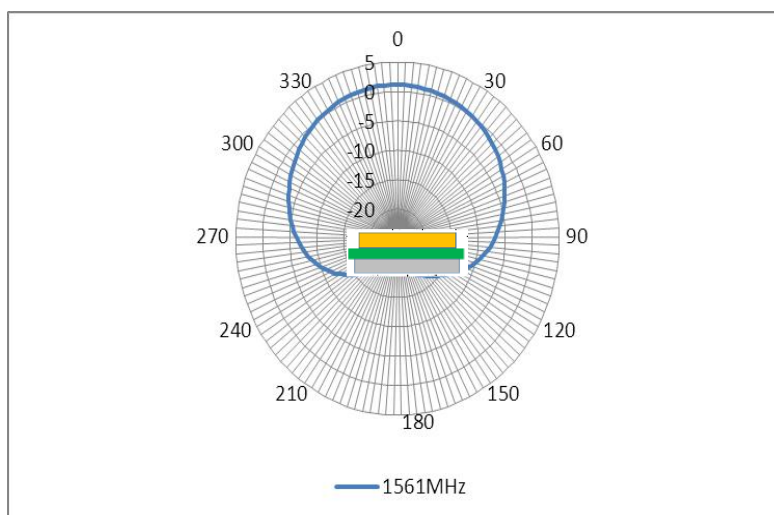
Series: GNSS Active Antenna

Description: GNSS Patch Antenna, 30dB LNA,
N-Male connector

PART NUMBER: GNSSDM30NM

CHARTS

Radiation Pattern (70mm x 70mm ground plane) BeiDou



Series: GNSS Active Antenna

Description: GNSS Patch Antenna, 30dB LNA,
N-Male connector

PART NUMBER: GNSSDM30NM

PACKAGING

Each antenna packed in a plastic bag.

40 bags of antennas (total 40 antennas, TBD) packed in a cardboard box

1 label on each box with quantity, part number and date code.

Mouser Electronics

Authorized Distributor

Click to View Pricing, Inventory, Delivery & Lifecycle Information:

Pulse:

[GNSSDM30NM](#)