

DATA SHEET

WIRELESS COMPONENTS

Ceramic Patch Antenna

ANT1818B00DT1516S

GPS & GLONASS

PIN 18 × 18 × 4 mm



FEATURES

- Support GPS & GLONASS system
- High radiation efficiency
- Pin-solder process
- RoHS compliant

APPLICATIONS

- Navigation device
- Telematics box
- Fleet management

ORDERING INFORMATION

All part numbers are identified by the series, packing type, material, size, antenna type, working frequency and packing quantity.

PART NUMBER

ANT 1818 B 00D T 1516S
(1) (2) (3) (4) (5) (6)

(1) PRODUCT

ANT = Antenna

(2) SIZE

1818= 18 x 18 mm

(3) ANTENNA TYPE

B = Bulk Antenna

(4) SERIAL NO.

00D

(5) PACKING STYLE

T = Tray

(6) WORKING FREQUENCY

1516 =1.575 / 1.602 GHz

PHYCOMP CTC

CAN43934240D1561B

12NC

43934240D156

SPECIFICATION

Table I

DESCRIPTION	VALUE
Operating Frequency	1575~1606 MHz
Bandwidth	GPS: 7 MHz(Typ.) Glonass: 7 MHz(Typ.)
Gain	GPS: 2.65 dBi (Typ.) Glonass: 2.79 dBi (Typ.)
VSWR	2.0 Max
Polarization	RHCP
Axis Ratio	≤ 12 dB (Typ.)
Impedance	50 Ω
Operating Temperature	-40~105 °C

NOTE

1. Based on 50 x 50mm² square ground plane.
2. Centre frequency will be offset to working frequency while changes of customer's housing and ground plane.
3. Please contact local sales if you need customized design to gain optimum Antenna performance.

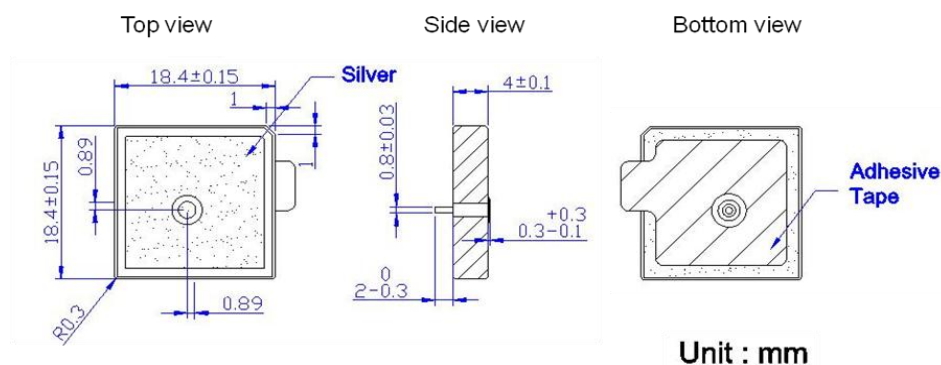


Fig. 1 Mechanical data

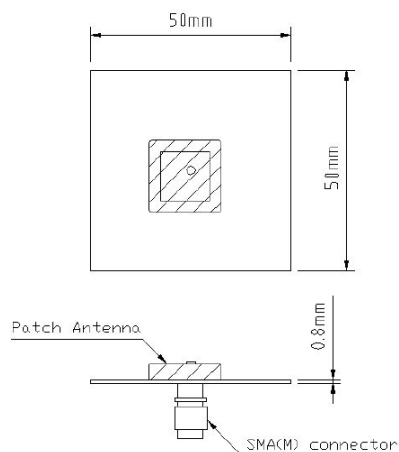


Fig. 2 Evaluation Board

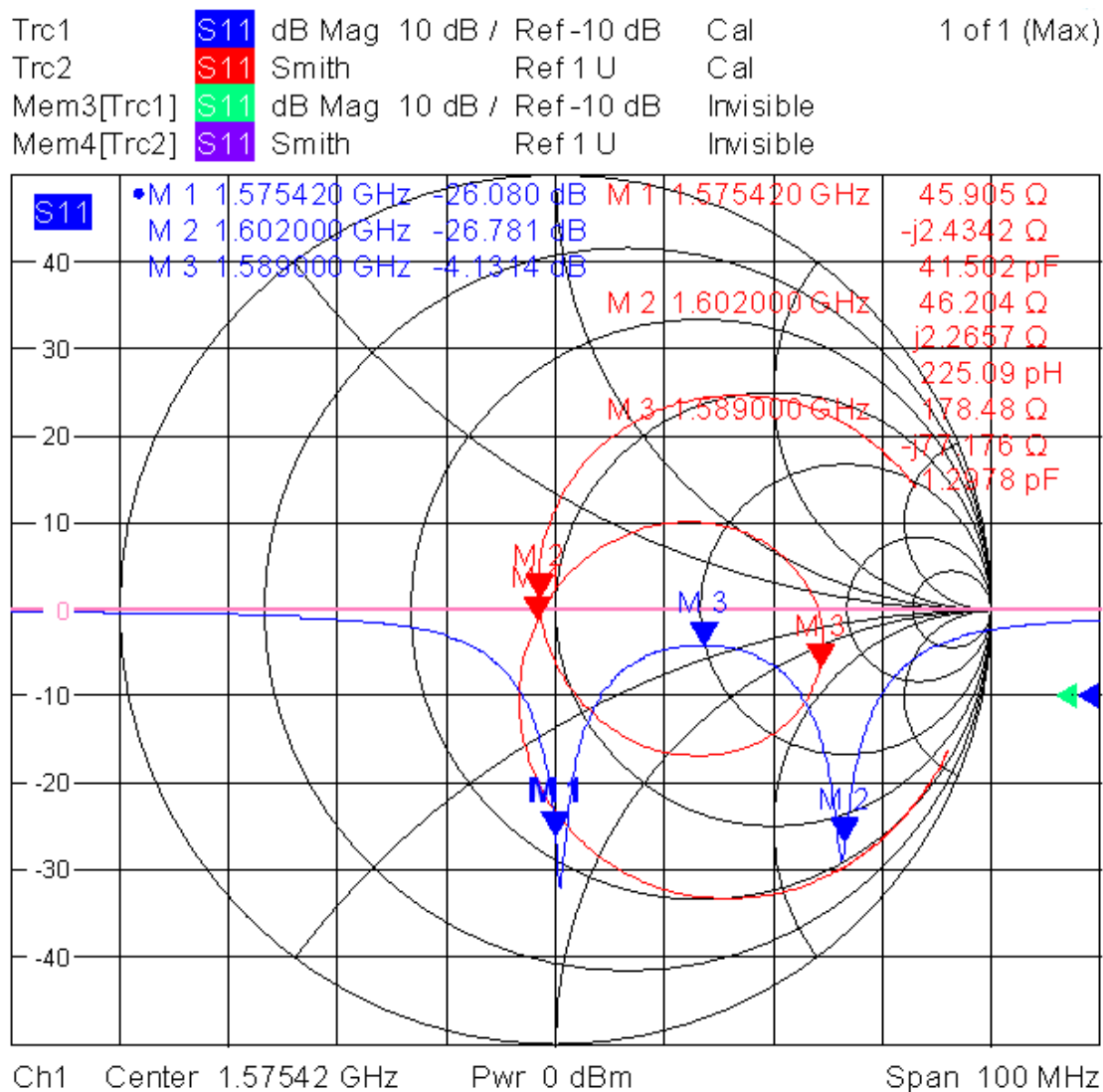
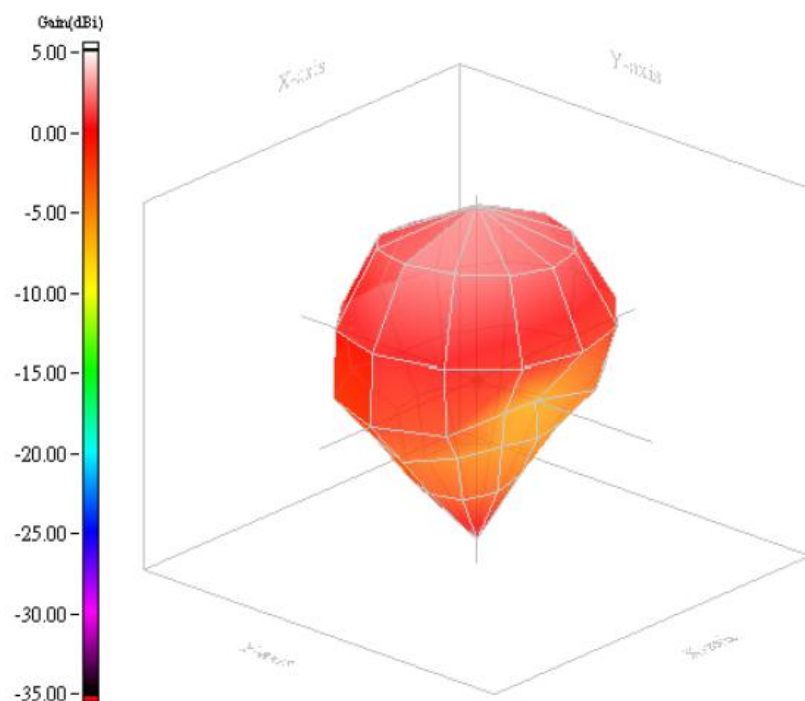
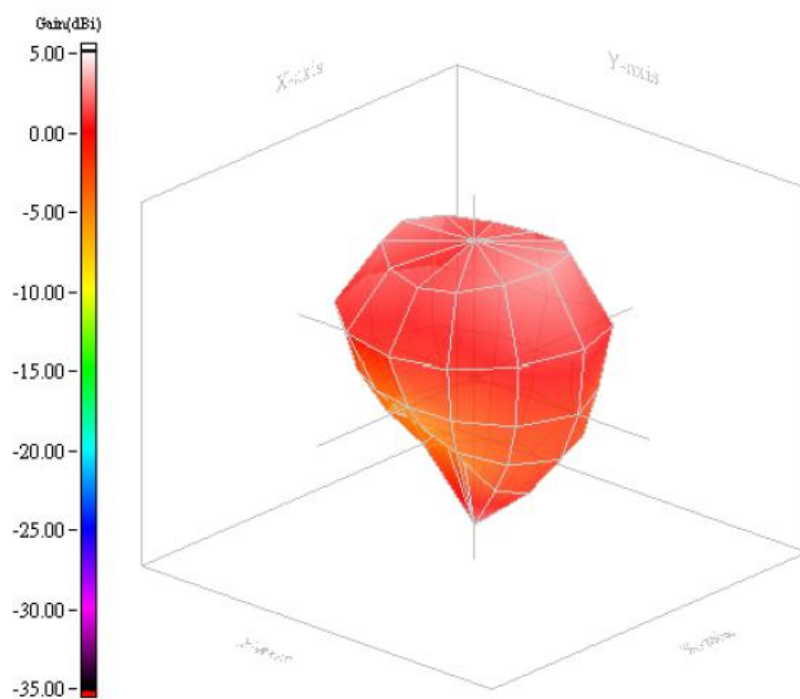
ELECTRICAL PERFORMANCES


Fig. 3 Return loss



Frequency = 1575MHz



Frequency = 1602MHz

Fig. 4 Radiation Pattern

REVISION HISTORY

REVISION	DATE	CHANGE NOTIFICATION	DESCRIPTION
Version 0	Apr. 21, 2015	-	- New data sheet for Patch antenna, PIN Feed size 18*18*4 mm

Mouser Electronics

Authorized Distributor

Click to View Pricing, Inventory, Delivery & Lifecycle Information:

[Pulse:](#)

[ANT1818B00DT1516S](#)