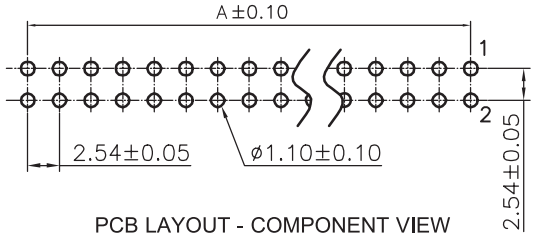

PCB LAYOUT - COMPONENT VIEW

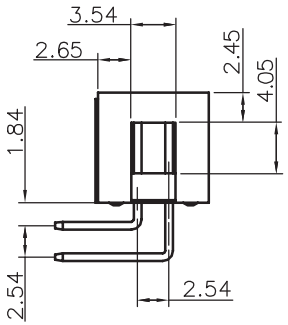

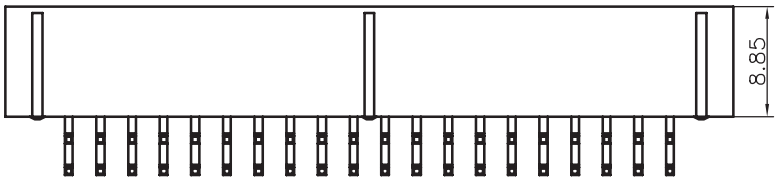

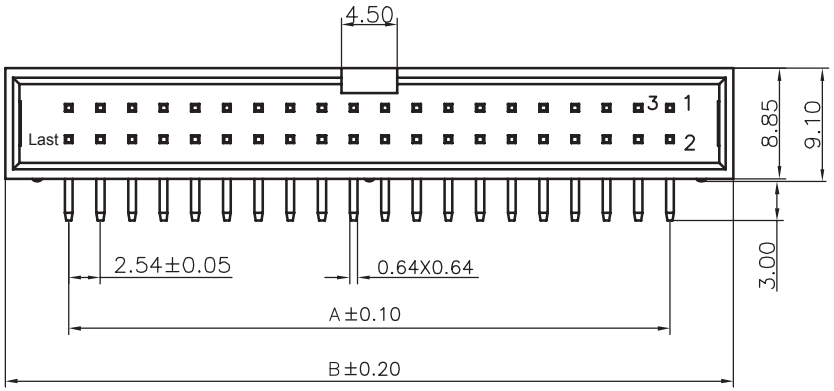

NOTES:
No. Of Positions 50-64 With 3 Keys
All Oher Pin With 1 Key

TECHNICAL CHARACTERISTICS

MATERIAL
INSULATOR: PBT
COLOR: BLACK
CONTACT MATERIAL: COPPER ALLOY
CONTACT TYPE: STAMPED
CONTACT PLATING: GOLD
QUALITY CLASS: 3 AS PER CECC 75 301-802
PITCH: 2.54MM

ENVIRONMENTAL
OPERATING TEMPERATURE: -40 UP TO 125°C
FLAMABILITY RATING: UL94-V0
COMPLIANCE: LEAD FREE AND ROHS

ELECTRICAL
CURRENT RATING: 3 A MAX
WORKING VOLTAGE: 250 VAC
INSULATOR RESISTANCE: >1000 MOHM
DIELECTRIC WITHSTANDING VOLTAGE: 500 VAC/MN
CONTACT RESISTANCE: 20 mOHM MAX

STANDARD
CERTIFIED: E323964

SOLDERING
WAVE PROCESS ONLY

PACKAGING
TRAY

DIMENSION
A = 2.54 x (NB. PIN / 2 - 1)
B = 2.54 x (NB. PIN / 2) +7.66

RoHS Compliant

REV	DATE	FILE	BY
H	06-APR-16	DRAWING	AK

PROJECTION:

GENERAL TOLERANCE
.X = +/_ 0.2
.XX = +/_ 0.15

APPROVAL: GMo

UNIT: MM
SCALE:
SHEET: 1/3
DRAW: PEARL

WÜRTH ELEKTRONIK

DESCRIPTION: 2.54MM MALE ANGLED BOX HEADER

WERI PART NO: 612 0xx 217 21

SIZE
A4

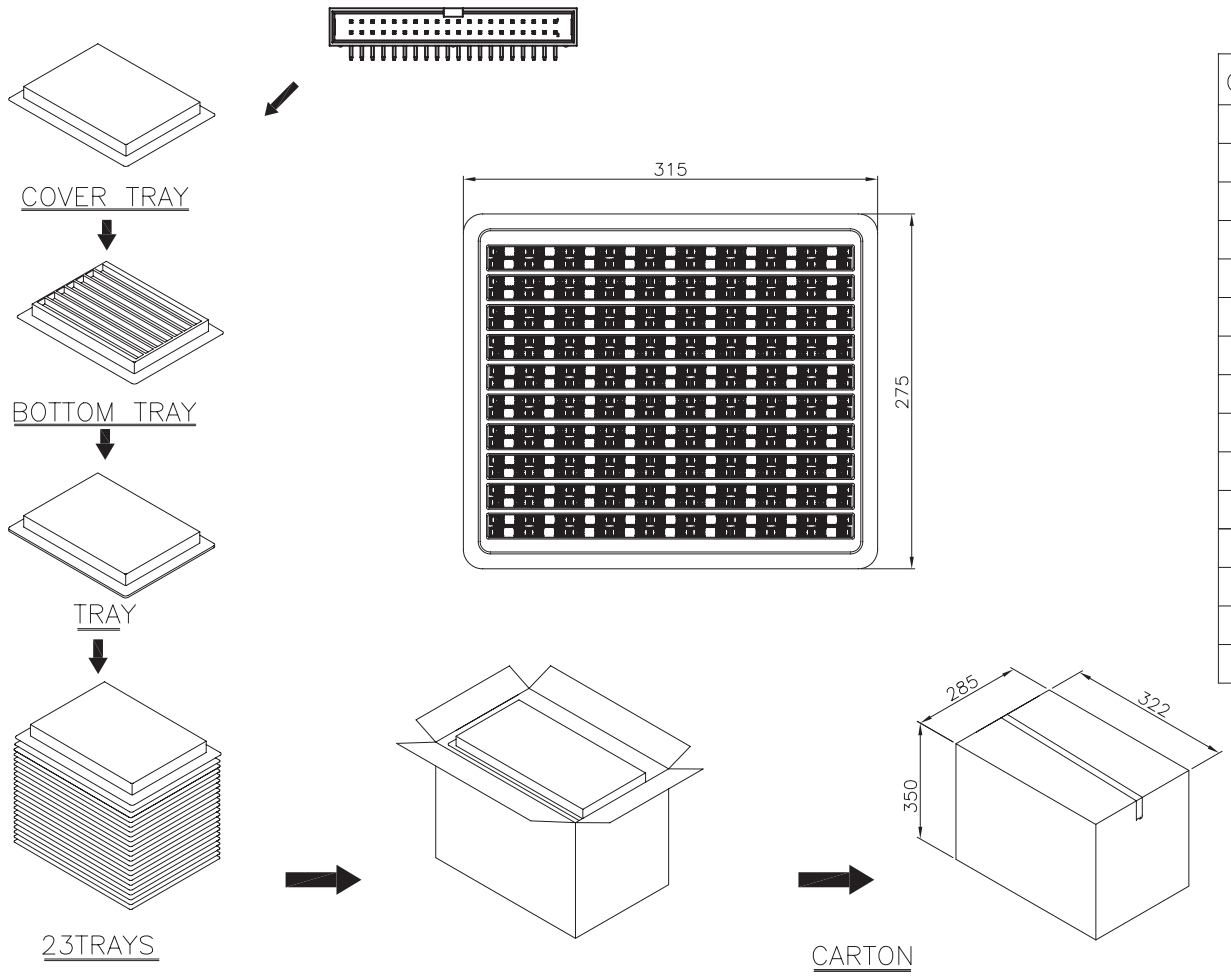

Note:
1.Dimension:
Tray Size:315(L)x275(W)x15.4(H) (mm)
C atton Size:322(L)x285(W)x350(H) (mm)
2.Quantity:

Circits	Pcs/Tray	Tray/Carton	Q'TY
06	360	23	8280
08	300	23	6900
10	260	23	5980
12	220	23	5060
14	200	23	4600
16	180	23	4140
20	160	23	3680
24	140	23	3220
26	120	23	2760
30	120	23	2760
34	100	23	2300
40	80	23	1840
50	60	23	1380
60	60	23	1380
64	60	23	1380

RoHS Compliant

REV	DATE	FILE	BY
G			
F			
E			
D			
C			
B			
A			

PROJECTION:

APPROVAL: GMo

GENERAL TOLERANCE
.X = +/_ 0.2
.XX = +/_ 0.15

UNIT: MM
SCALE:
SHEET: 2/3
DRAW: PEARL

WÜRTH ELEKTRONIK

DESCRIPTION: 2.54MM MALE ANGLED BOX HEADER

WERI PART NO: 612 0xx 217 21

SIZE
A4

Cautions and Warnings:

This electronic component is designed and developed with the intention for use in general electronics equipments.
Before incorporating the components into any equipments in the field such as aerospace, aviation, nuclear control, submarine, transportation, (automotive control, train control, ship control), transportation signal, disaster prevention, medical, public information network etc. where higher safety and reliability are especially required or if there is possibility of direct damage or injury to human body, Wurth Elektronik must be asked for a written approval.
In addition, even electronic component in general electronic equipments, when used in electrical circuits that require high safety, reliability functions or performance, the sufficient reliability evaluation-check for the safety must be performed before by the user before usage.

RoHS Compliant

REV	DATE	FILE	BY
G			
F			
E			
D			
C			
B			
A	10-SEP-14	PDF	QL

PROJECTION:

APPROVAL: JC

GENERAL TOLERANCE
.X = +/_ 0.2
.XX = +/_ 0.15

UNIT: MM
SCALE:
SHEET: 3/3
DRAW: QL

WÜRTH ELEKTRONIK

DESCRIPTION: DISCLAIMER

WERI PART NO: DISCLAIMER

SIZE
A4

Mouser Electronics

Authorized Distributor

Click to View Pricing, Inventory, Delivery & Lifecycle Information:

Wurth Elektronik:
61206021721