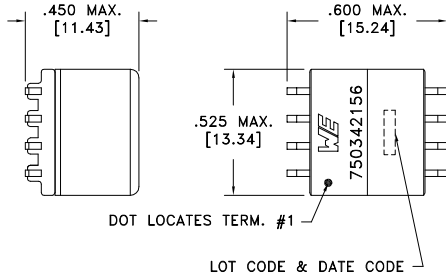
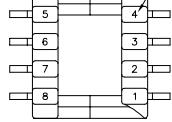


CUSTOMER TERMINAL	RoHS	LEAD(Pb)-FREE
Sn96%, Ag4%	Yes	Yes

more than you expect

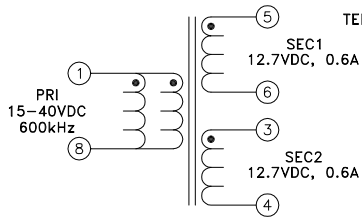


TERM. NO.'s FOR REF. ONLY



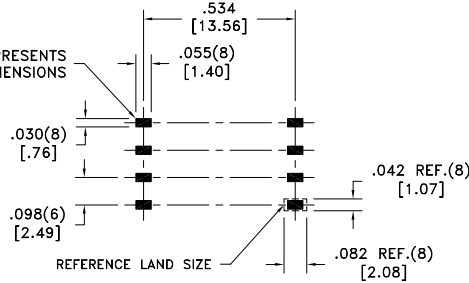
DOT LOCATES TERM. #1

LOT CODE & DATE CODE



Customer to tie terminals 3&6 internally on PCB.

AREA REPRESENTS TERMINAL PAD DIMENSIONS



REFERENCE LAND SIZE
CUSTOMER TO DETERMINE LAND LAYOUT

ELECTRICAL SPECIFICATIONS @ 25°C unless otherwise noted:

PARAMETER	TEST CONDITIONS	VALUE
D.C. RESISTANCE	1-8 @20°C	0.15 ohms max.
D.C. RESISTANCE	3-4 @20°C	0.26 ohms max.
D.C. RESISTANCE	5-6 @20°C	0.26 ohms max.
INDUCTANCE	1-8 50kHz, 100mVAC, Ls	66uH ±10%
SATURATION CURRENT	20% rolloff from initial	1.2A
LEAKAGE INDUCTANCE	1-8 tie(3+4, 5+6), 100kHz, 100mVAC, Ls	1.5uH max.
DIELECTRIC	1-5 tie(3+5), 1875VAC, 1 second	1500VAC, 1 minute
DIELECTRIC	1-Core 625VAC, 1 second	500VAC, 1 minute
DIELECTRIC	3-Core tie(3+5), 625VAC, 1 second	500VAC, 1 minute
URNS RATIO	(3-4):(1-8)	1:1, ±2%
URNS RATIO	(5-6):(1-8)	1:1, ±2%

GENERAL SPECIFICATIONS:

OPERATING TEMPERATURE RANGE: -40°C to +125°C including temp rise.

Wire insulation & RoHS status not affected by wire color.
Wire insulation color may vary depending on availability.

REV.	DATE	Packaging Specifications Method: Tray PKG-0328 www.we-online.com/midcom		Tolerances unless otherwise specified: Angles: ±1° Fractions: ±1/64 Decimals: ±.005 [.13] Footprint: ±.005 [.13]	DRAWING TITLE TRANSFORMER	PART NO. 750342156
6B	8/14			This drawing is dual dimensioned. Dimensions in brackets are in millimeters.	eiSos p/n: 750342156	
6A	3/14	SEE REVISION SHEET FOR	REVISION LEVEL			SPECIFICATION SHEET 1 OF 1



Mouser Electronics

Authorized Distributor

Click to View Pricing, Inventory, Delivery & Lifecycle Information:

[Wurth Elektronik:](#)

[750342156](#)