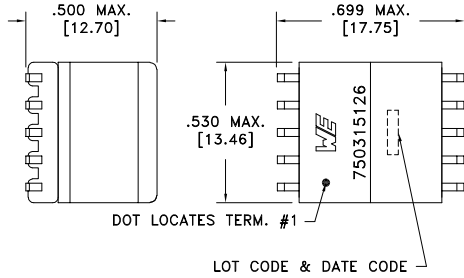
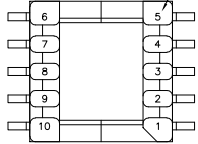


CUSTOMER TERMINAL	RoHS	LEAD(Pb)-FREE
Sn96%, Ag4%	Yes	Yes

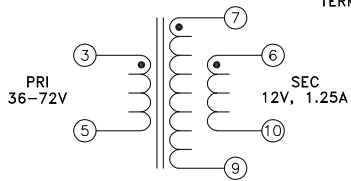


TERM. NO.'s FOR REF. ONLY



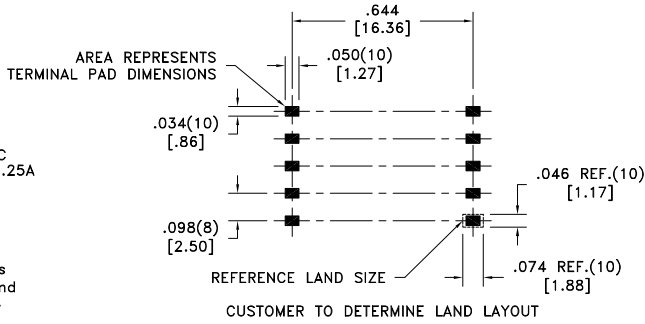
DOT LOCATES TERM. #1

LOT CODE & DATE CODE



Application of the transformer requires the leadwires between terminals 6&7 and 9&10 be internally connected on PCB.

Application of the transformer allows for the leadwires between terminals 6&7 and 9&10 to solder bridge.



AREA REPRESENTS TERMINAL PAD DIMENSIONS

REFERENCE LAND SIZE

CUSTOMER TO DETERMINE LAND LAYOUT

ELECTRICAL SPECIFICATIONS @ 25°C unless otherwise noted:

PARAMETER	TEST CONDITIONS	VALUE
D.C. RESISTANCE	3-5 @20°C	0.100 ohms max.
D.C. RESISTANCE	6-10 @20°C	0.095 ohms max.
D.C. RESISTANCE	7-9 @20°C	0.075 ohms max.
INDUCTANCE	3-5 10kHz, 100mVAC, Ls	40.00uH ±10%
SATURATION CURRENT	3-5 20% rolloff from initial	3.8A
LEAKAGE INDUCTANCE	3-5 tie(6+7+9+10), 100kHz, 100mVAC, Ls	500nH typ., 1uH max.
DIELECTRIC	3-6 tie(9+10), 1875VAC, 1 second	1500VAC, 1 minute
URNS RATIO	(3-5):(6-10)	2:1, ±1%
URNS RATIO	(3-5):(7-9)	2:1, ±1%

GENERAL SPECIFICATIONS:

OPERATING TEMPERATURE RANGE: -40°C to +125°C including temp rise.

Wire insulation & RoHS status not affected by wire color.
Wire insulation color may vary depending on availability.

REV.	DATE	Packaging Specifications	CONVENTION PLACEMENT
		Method: Tape & Reel PKG-0499 www.we-online.com/midcom	
6B	9/20		
6A	6/16	SEE REVISION SHEET FOR REVISION LEVEL	

Tolerances unless otherwise specified:
Angles: ±1° Decimals: ±.005 [.13]
Fractions: ±1/64 Footprint: ±.005 [.13]

This drawing is dual dimensioned. Dimensions in brackets are in millimeters.

DRAWING TITLE
TRANSFORMER

eiSos p/n: 750315126

PART NO.
750315126

SPECIFICATION SHEET 1 OF 1

Mouser Electronics

Authorized Distributor

Click to View Pricing, Inventory, Delivery & Lifecycle Information:

[Wurth Elektronik:](#)

[750315126](#)