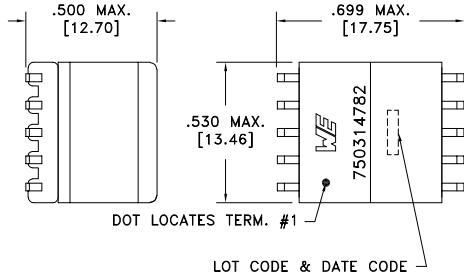
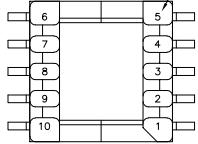


CUSTOMER TERMINAL	RoHS	LEAD(Pb)-FREE
Sn96%, Ag4%	Yes	Yes

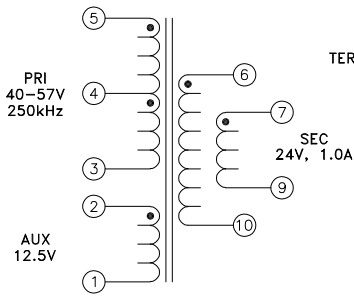


TERM. NO.'s FOR REF. ONLY

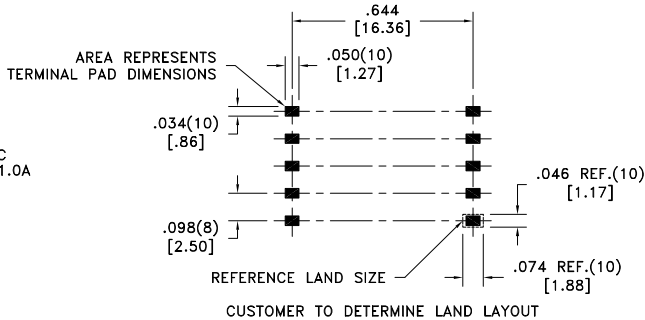


DOT LOCATES TERM. #1

LOT CODE & DATE CODE



Application of the transformer allows for the leadwires between terminals 6&7 and 9&10 to solder bridge.



AREA REPRESENTS TERMINAL PAD DIMENSIONS

REFERENCE LAND SIZE

CUSTOMER TO DETERMINE LAND LAYOUT

ELECTRICAL SPECIFICATIONS @ 25°C unless otherwise noted:

PARAMETER	TEST CONDITIONS	VALUE
D.C. RESISTANCE	1-2 @20°C	0.116 ohms ±10%
D.C. RESISTANCE	3-5 @20°C	0.079 ohms ±20%
D.C. RESISTANCE	6-10 @20°C	0.090 ohms ±10%
D.C. RESISTANCE	7-9 @20°C	0.180 ohms ±10%
INDUCTANCE	3-5 10kHz, 100mVAC, Ls	37uH ±10%
SATURATION CURRENT	20% rolloff from initial	2.75A
LEAKAGE INDUCTANCE	3-5 tie(1+2, 6+7+9+10), 100kHz, 100mVAC, Ls	300nH typ., 400nH max.
DIELECTRIC	1-10 tie(2+3, 6+7), 3000VDC, 1 second	2400VDC, 1 minute
DIELECTRIC	1-5 625VAC, 1 second	500VAC, 1 minute
TURNS RATIO	(5-4):(4-3)	1:1, ±1%
TURNS RATIO	(5-3):(2-1)	1.8:1, ±1%
TURNS RATIO	(5-3):(6-10)	1:1, ±1%
TURNS RATIO	(5-3):(7-9)	1:1, ±1%

GENERAL SPECIFICATIONS:

OPERATING TEMPERATURE RANGE: -40°C to +125°C including temp rise.

Designed for Functional Insulation.

Wire insulation & RoHS status not affected by wire color.  
Wire insulation color may vary depending on availability.

REV.	DATE	Packaging Specifications Method: <b>Tape &amp; Reel</b> PKG-0499 www.we-online.com/midcom		Tolerances unless otherwise specified: Angles: ±1° Fractions: ±1/64 Decimals: ±.005 [.13] Footprint: ±.005 [.13]	DRAWING TITLE <b>TRANSFORMER</b>	PART NO. <b>750314782</b>
6B	2/20			This drawing is dual dimensioned. Dimensions in brackets are in millimeters.	eiSos p/n: 750314782	
6A	7/14	SEE REVISION SHEET FOR REVISION LEVEL				SPECIFICATION SHEET 1 OF 1

# Mouser Electronics

Authorized Distributor

Click to View Pricing, Inventory, Delivery & Lifecycle Information:

[Wurth Elektronik:](#)

[750314782](#)