

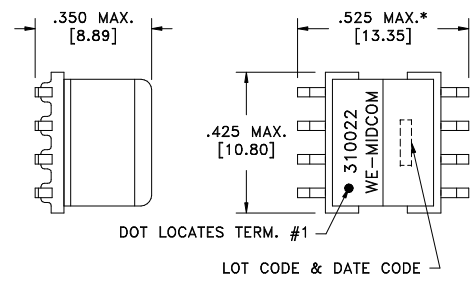
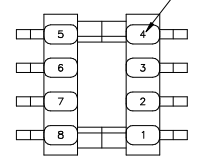
CUSTOMER TERMINAL	RoHS	LEAD(Pb)-FREE
Sn96%, Ag4%	Yes	Yes

more than you expect



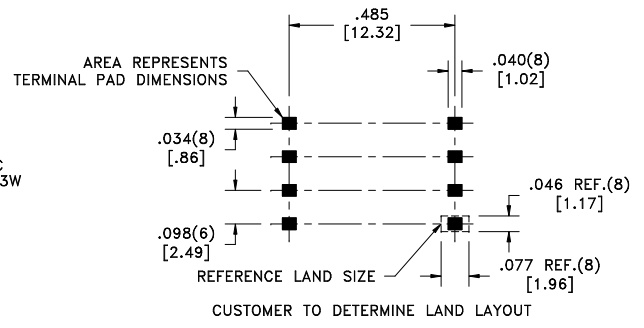
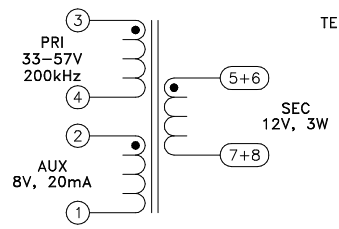
\* DIMENSION MAY BE EXCEEDED WITH SOLDER ONLY

TERM. NO.'s FOR REF. ONLY



DOT LOCATES TERM. #1

LOT CODE & DATE CODE



ELECTRICAL SPECIFICATIONS @ 25°C unless otherwise noted:

PARAMETER	TEST CONDITIONS	VALUE
D.C. RESISTANCE	1-2 @20°C	0.220 ohms max.
D.C. RESISTANCE	3-4 @20°C	1.750 ohms max.
D.C. RESISTANCE	5-7 @20°C, tie(5+6, 7+8)	0.100 ohms max.
INDUCTANCE	3-4 10kHz, 100mVAC, Ls	521uH ±10%
LEAKAGE INDUCTANCE	3-4 tie(1+2, 5+6+7+8), 100kHz, 100mVAC, Ls	7.5uH max.
DIELECTRIC	1-8 tie(2+3, 5+6), 1500VAC, 1 second	-
DIELECTRIC	1-3 500VDC, 1 second	-
URNS RATIO	(3-4):(5-7), tie(5+6, 7+8)	3.497:1, ±2%
URNS RATIO	(3-4):(2-1)	4.902:1, ±2%

REV.	DATE	Packaging Specifications Method: <b>Tape &amp; Reel</b> PKG-0523 www.midcom-inc.com	
6A	5/07	SEE REVISION SHEET FOR REVISION LEVEL	CONVENTION PLACEMENT

Tolerances unless otherwise specified:  
 Angles: ±1°      Decimals: ±.005 [.13]  
 Fractions: ±1/64      Footprint: ±.005 [.13]

This drawing is dual dimensioned. Dimensions in brackets are in millimeters.

DRAWING TITLE  
**TRANSFORMER**

eiSos p/n: 750310022

PART NO.  
**750310022**

compliant RoHS  
 SPECIFICATION SHEET 1 OF 1

# Mouser Electronics

Authorized Distributor

Click to View Pricing, Inventory, Delivery & Lifecycle Information:

[Wurth Elektronik:](#)

[750310022](#)