

WIREMOLD



MeterReader™ Current Monitoring Device

Retrofit Current Monitoring Device

The MeterReader™ Current Monitoring Device* (CMD) is the first UL approved product of its kind. Compatible with both Wiremold and competitor's Power Distribution Units, retrofitting an existing power strip with the MeterReader CMD allows the user to bypass costly downtime and eliminate high equipment and labor charges associated with adding ammeter capabilities. Inserted between the power source and your equipment, the MeterReader CMD measures the current and displays the reading on the remote unit installed at the front of your IT rack or cabinet.


Offering truly aesthetic integration, the MeterReader CMD will upgrade your IT closet's capabilities while keeping money in your pocket and time on your side.

* Patent Pending



Part number METL530 shown with remote display and patch cable.

Features & Benefits

- **Retrofit current monitoring capability.** Saves time and money vs. purchasing and installing a new power strip.
- **Remote display.** Relocates the current display to the face of the cabinet to facilitate access and improve the aesthetics of your IT environment.
- **20 Amp and 30 Amp current monitoring.** MeterReader supports the four most common plug configurations used in most IT/datacenter environments.
- **Nylon sleeve.** Durable nylon sleeve provides flexibility for ease of installation. The sleeve is impact and chemical resistant for industrial environments, and heat resistant for IT environments.
- **Configurable.** The cord length, plug configuration, and connectors are adaptable to your unique requirement.
- **Internal strain relief.** Provides superior cord retention within the device.
-  Listed.

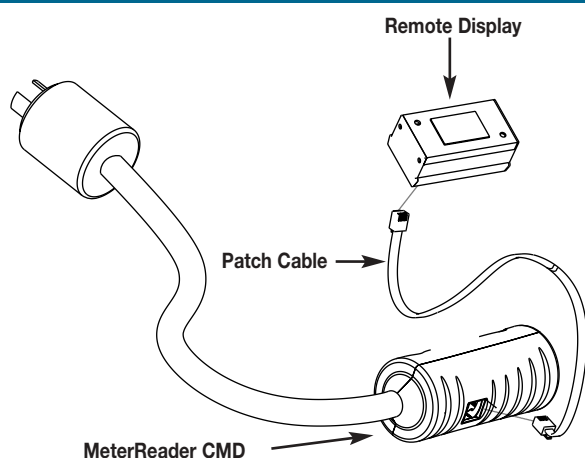


The 1U Rack Mountable Faceplate is included with each MeterReader Current Monitoring Device so the remote display can be seamlessly integrated into your IT environment.

Specifications

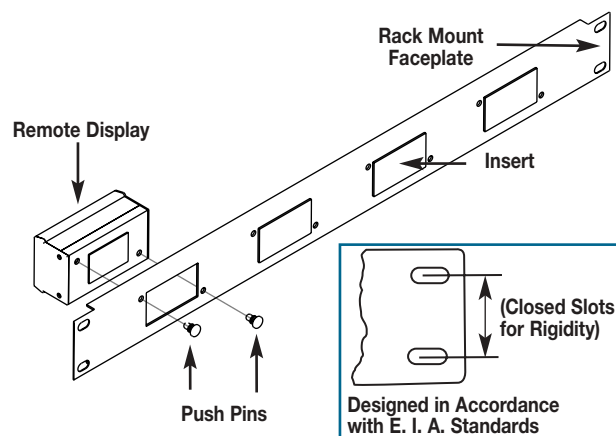
PART NUMBER:	METL530	METL520	METL630	METL620
AC Voltage Input:	100 to 127 VAC	100 to 127 VAC	208 to 250 VAC	208 to 250 VAC
AC Voltage Output:	100 to 127 VAC	100 to 127 VAC	208 to 250 VAC	208 to 250 VAC
Load Capacity:	UL Rated 30 Amps max	UL Rated 20 Amps max	UL Rated 30 Amps max	UL Rated 20 Amps max
Input Plug Type:	Turnlok NEMA L5-30P	Turnlok NEMA L5-20P	Turnlok NEMA L6-30P	Turnlok NEMA L6-20P
Output Connector:	Turnlok NEMA L5-30R	Turnlok NEMA L5-20R	Turnlok NEMA L6-30R	Turnlok NEMA L6-20R
Frequency:	60Hz			
Remote Ammeter Readout:	0-30A 3-digit True RMS +/- 0.2A LCD with backlighting			
Patch Cable Length:	Standard 7 feet [2.1m]			
Device Length:	20 inches [508mm]			
Junction Cable:	10/3 SJT 1 foot [305mm]			
Product Warranty:	Two years			

Installation – MeterReader Device



Power down and unplug the power strip. Insert the MeterReader CMD between the plug and power source. Power up the power strip. To activate the remote display box, connect the MeterReader CMD to the remote display box via the enclosed 7' [2.1m] patch cable .

Installation – Rack Mount Display Plate



Clear the desired display location, by removing the black insert and push pins from the rack mount faceplate. Using a flat screw driver, gently pry up the push pin head being careful not to separate it from the pin body.

Line up the remote display box with the cleared holes in the rack mount faceplate and insert the push pins through the pin holes as indicated. Once secured, install the faceplate into your 19" [482mm] rack via the closed slots.

WIREMOLD



Wiremold / Legrand

U.S. and International:

60 Woodlawn Street • West Hartford, CT 06110

1-800-621-0049 • FAX 860-232-2062 • Outside U.S. 860-233-6251

Canada:

570 Applewood Crescent • Vaughan, Ontario L4K 4B4

1-800-723-5175 • FAX 905-738-9721



Mouser Electronics

Authorized Distributor

Click to View Pricing, Inventory, Delivery & Lifecycle Information:

Wiremold:

[METL530](#) [METL520](#) [METL630](#) [METL620](#)