

Optimize Meeting Spaces with Reconfigurable Power Solutions


Work Surface Modular Power (WSMP) is the ideal product for getting power to tables in highly reconfigurable spaces such as training rooms, corporate classrooms and hotel meeting rooms. WSMP makes rearranging the spaces fast, easy and safe by providing both power and cable management in one package. WSMP has many options including regular, enhanced and Title 24 versions to meet all design requirements. The option to add USB power keeps the “connected” employee ready and productive. All versions are a 4-wire system, with two circuits, and a shared neutral. The dual circuit pathway ensures that one has all the power needed to satisfy any size meeting or gathering.

NOTE: All WSMP products are listed in kits, but can also be ordered as individual pieces through the Wiremold Custom Products Group.



Work Surface Modular Power Kits provide under table power and cable management in one package

FEATURES & BENEFITS

- **Ease of Installation.** Kits are sized for either 5' or 6' tables and contain everything you need: work surface portal(s), modular power whips with cable covers and mounting clamps.
- **Adds functionality to existing table grommet openings.** Through table solutions are easily mounted beneath standard grommet cutouts to retrofit existing work surfaces with modular power.
- **Flexible/Ease of maintaining systems.** Rearranging a room layout is as easy as unplugging tables, re-positioning and plugging tables back together.
- **USB Power.** Adding the option for USB gives 2.1A of power shared between two USB-A ports. 
- **Integrated Cord Management.** Slot in work surface portal allows cables to egress under the table while integral cable tabs located on the bottom of the portal can be used to attach a power supply or manage excess cables to eliminate hanging cables.
- **Capacity.** Two circuit wiring means that a total of 20 work surface portals can be fed from each feed source (10 per circuit).
- **Aesthetics.** Whips come with cable covers to conceal as well as mounting clips to mount them under the table and plug into work surface portals.
- **Multi-service integrated solutions.** In addition to power, work surface portals have openings for RJ45 network connections.
- **Ultimate flexibility.** Non-sequential system allows moving tables around without the need to conform to a color code or numbering sequence.
- **Adapts to a variety of popular cable management systems.** Quick disconnect inserts allow system feed from OFR Series Overfloor Raceway, 2400 Series Raceway, WallSource Multiservice Boxes or existing wall outlets.
- **UL Listed.** System is listed to UL188, Manufactured Wiring Systems.

Maintaining Reconfigurable Meeting Spaces is a Snap!



Collaborative



Classroom/Presentation

Product Specifications

- Recommended table cutout for Work Surface Portal: 3" x 5 1/4"
- Minimum table thickness for cover: 1"
- 4-wire, 2-circuit system
- Systems meets UL 183 guidelines



Teaming



Variety of System Feed Options Available

Quick Disconnect Inserts give you a variety of feed options:



OFR Series
Overfloor Raceway Connector



WallSource
Multiple
Service Box
Connector



2400 Series Raceway Connector



Wall Mounted
Connector in
a standard
decorator
wall plate

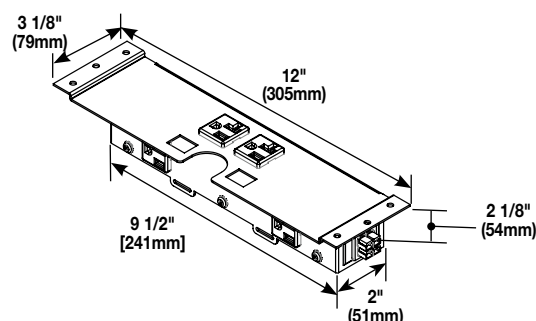


Work Surface Modular Power Kits Ordering Information

Work Surface Modular Power – Enhanced Kits

The enhanced version of Work Surface Modular Power (WSME) comes with two 15A simplex receptacles and provisions to add data in each module, all accessible through a stylish cover. Each enhanced module also includes two additional 15A simplex receptacles on the underside of module for additional power needs. Kits can be ordered in various colors and table sizes, with 60" and 72" kits in silver being standard. Other options include USB charging, flange color, and kits with multiple modules to increase accessibility to power.

NOTE: Be sure to order kits with both A and B circuit designations, so that the electrical load is split evenly over the two circuit system. This will give your design the most flexibility.



Part Number Configurator

WSME	U	72	S	S	1	A
Work Surface Series = WSME	USB (Reduces data holes to 1) = U	Table Size 60" = 60	Base Color: Silver = S	Flange Color: Silver = S	Kit(s): Single = 1	Circuit: Circuit A = A
2 Data holes are Standard	No USB (2 data holes)	72" = 72	Black = B	Black = B	Dual = 2	Circuit B = B
			White = W	White = W		

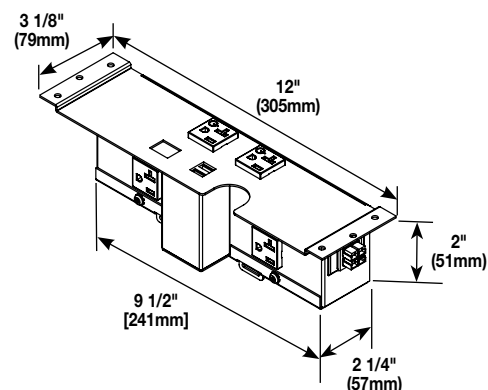
Examples: WSMEU72SS1A, WSME60BW2B

NOTE: Kit configurations assume there is 1/2" of cabling on each side of the table to make the table-to-table connections

Work Surface Modular Power – Title 24 Enhanced (Controlled Receptacle) Kits

The Title 24 enhanced version of Work Surface Modular Power (WSME) comes with two "marked controlled" 15A simplex receptacles, 2 USB ports that share 2.1A, and provision for a single data connection, all accessible through a stylish cover. Each module also includes two additional uncontrolled 15A simplex receptacles on the underside of module for additional power needs. The controlled and uncontrolled simplexes are wired to separate circuits inside the module, to meet Title 24 requirements. Kits can be ordered in various colors and table sizes, with 60" and 72" kits in silver being standard. Other options include flange color, and kits with multiple modules to increase accessibility to power.

NOTE: Each module will have two simplexes on circuit A, and two simplexes on circuit B, so that the electrical load is split evenly over the two circuit system. Circuit A will need to be controlled via occupancy or time clock, which is not provided in the kit.



Part Number Configurator

WSME	U	72	S	S	1	MC
Work Surface Series = WSME	USB = U	Table Size 60" = 60	Base Color: Silver = S	Flange Color: Silver = S	Kit(s): Single = 1	Circuit:
1 Data hole is standard		72" = 72	Black = B	Black = B	Dual = 2	
			White = W	White = W		

Example: WSMEU72SS1MC

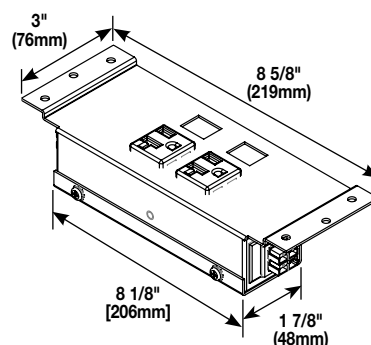
NOTE: Kit configurations assume there is 1/2" of cabling on each side of the table to make the table-to-table connections

Work Surface Modular Power Kits Ordering Information

Work Surface Modular Power – Regular Kits

The original version of Work Surface Modular Power (WSMP) comes with two 15A simplex receptacles and provisions to add data into each module, all accessible through a stylish cover. Kits can be ordered in various colors and table sizes, with 60" and 72" kits in silver being standard. Other options include USB charging, flange color, and kits with multiple modules to increase accessibility to power.

NOTE: Be sure to order kits with both A and B circuit designations, so that the electrical load is split evenly over the two circuit system. This will give your design the most flexibility.



Part Number Configurator

WSMP	U	72	S	S	1	A
Work Surface Series = WSMP	USB (Reduces data holes to 1) = U	Table Size 60" = 60	Base Color: Silver = S	Flange Color: Silver = S	Kit(s): Single = 1	Circuit: Circuit A = A
2 Data holes are Standard	No USB (2 data holes) =	72" = 72	Black = B	Black = B	Dual = 2	Circuit B = B
			White = W	White = W		

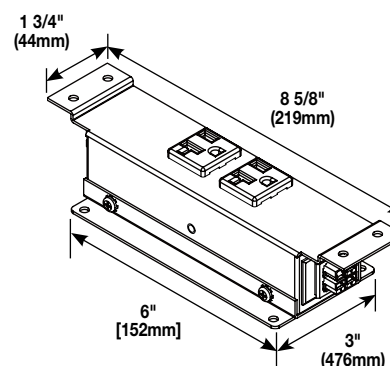
Examples: WSMPU72SS1A, WSMP60BW2B

NOTE: Kit configurations assume there is 1/2" of cabling on each side of the table to make the table-to-table connections

Work Surface Modular Power – Bar (Under Table) Kits

The bar version of Work Surface Modular Power (WSMB) comes with two 15A simplex receptacles, and is meant to be mounted under the table or attached to the privacy panel of the table. This allows tables to have access to power, while not requiring a cut out of the table surface. Kits can be ordered in various colors and table sizes, with 60" and 72" kits in silver being standard. Other options include and kits with multiple modules to increase accessibility to power.

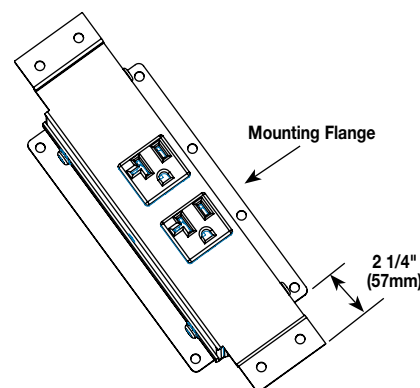
NOTE: Be sure to order kits with both A and B circuit designations, so that the electrical load is split evenly over the two circuit system. This will give your design the most flexibility



Part Number Configurator

WSMB	72	S	1	A
Work Surface Series = WSMB	Table Size 60" = 60	Base Color: Silver = S	Kit(s): Single = 1	Circuit: Circuit A = A
	72" = 72	Black = B	Dual = 2	Circuit B = B

Examples: WSMB72S1A, WSMB60B2B



NOTE: Kit configurations assume there is 1/2" of cabling on each side of the table to make the table-to-table connections

Work Surface Modular Power Components Ordering Information

Cables & Accessories

Part Number	Description	
WSMPHWSC72	Hardwire Starter Cable – 72", multi-circuit, black starter cable with cover with 12" leads on one end and a female connector on the other.	
WSMPQDSFF	Quick Disconnect Insert & Cable – Single connector with 18" leads in decorator footprint for wall or floor outlets with 72" female/female interconnecting cable and cable cover.	
WSMPCMM12	Connector Cable – 12" MM connectorized cable to accommodate "U" or cornered runs.	
WSMP-QD	Quick Disconnect Connector – Male connector in decorator sized plate with 18" leads. (Decorator faceplate not included.)	
WSMP-T	T Connector – MFM connectors for starting power runs from the center of a table or auditorium seating applications.	
WSMPHWSC72	Hardwire Starter Cable – 72", multi-circuit, black cable cover.	
WSMPQDSFF	Quick Disconnect Insert – Single 42 connector, in decorator footprint for wall with female/female interconnecting cable.	

Work Surface Modular Power Kits Ordering Information

Cord-Ended Work Surface Portals

Part Number

Description

For use at workstations – cord-ended silver flange and portal (SL) or black flange and portal (BK), with two (2) power outlets accessible from table surface and three (3) convenience power outlets accessible from under the table, two (2) keystone openings, four (4) cable clamps and 72" (1.83m) power cord.



NOTE: Cord-Ended Units are UL and cUL Listed.

Part Number Configurator

WSCE	U	TC	BK
Enhanced = WSCE	USB	Through Counter:	Flange Color:
Regular = WSCP	USB = U	Through Counter	Black = BK
Data holes are standard		= TC	Silver = SL
Example: WSCEUTCBK			

NOTE: Kit configurations assume there is 1/2" of cabling on each side of the table to make the table-to-table connections

NOTES

NOTES

NOTE: All brand and product names referenced in this document are registered trademarks or trademarks of their respective holders.



NOTE: The paper used to print this document is an environmentally responsible paper with 10% post consumer waste, with FSC and SFI Chain of Custody certifications, Lacey Act compliant. 100% of the electricity used to manufacture Flo sheets is generated with Green-e certified renewable energy.



Electrical Wiring Systems

60 Woodlawn Street
West Hartford, CT 06110
Phone: 1.877.BY.LEGRAND (295-3472)
www.legrand.us

Canada

Phone: 905.738.9195
www.legrand.ca



Mouser Electronics

Authorized Distributor

Click to View Pricing, Inventory, Delivery & Lifecycle Information:

Wiremold:

[WSCEDTCBK](#) [WSCEDTCSL](#) [WSMEDTC60BKDK](#) [WSMEDTC60BKDK-2](#) [WSMEDTC60BKSK](#) [WSMEDTC60BKSK-](#)
[2](#) [WSMEDTC60SLDK](#) [WSMEDTC60SLDK-2](#) [WSMEDTC60SLSK](#) [WSMEDTC60SLSK-2](#) [WSMEDTC72BKDK](#)
[WSMEDTC72BKDK-2](#) [WSMEDTC72BKSK](#) [WSMEDTC72BKSK-2](#) [WSMEDTC72SLDK](#) [WSMEDTC72SLDK-2](#)
[WSMEDTC72SLSK](#) [WSMEDTC72SLSK-2](#) [WSMPCMM12](#) [WSMPDTC60BKDK](#) [WSMPDTC60BKSK](#)
[WSMPDTC60SLDK](#) [WSMPDTC60SLSK](#) [WSMPDTC72BKDK](#) [WSMPDTC72BKSK](#) [WSMPDTC72SLDK](#)
[WSMPDTC72SLSK](#) [WSMPDUT60BKSK](#) [WSMPDUT60BKSK-2](#) [WSMPDUT72BKSK](#) [WSMPDUT72BKSK-2](#)
[WSMPHWSC72](#) [WSMP-QD](#) [WSMPQDSFF](#) [WSMP-T](#)