

RC4 Series




AV3 Flush Poke-Thru Series



RC9AM2TC Series Large Capacity
Furniture Feed Poke-Thru



AMD8 Series All Communication
Flush Poke-Thru



RC7 Series

Bring High Capacity Power & Communication Services to Above Grade Open Space Areas

Wiremold Poke-Thru Devices provide power, communication, and A/V services to the open space areas of above grade floors. These poke-thru devices are available with either flush or pedestal type service heads and are used to feed individual workstations, modular

furniture systems, conference rooms, and computer rooms. These poke-thru devices have TopGuard™ protection, which exceeds the UL requirements for use on carpet, tile, or wood floor applications. The purpose of this requirement is to ensure that water does not enter into the power compartment of the poke-thru device when exposed to cleaning equipment such as mops or shampooing equipment.

Features & Benefits

- **AV3 Series is specifically designed to meet the growing needs of the audio and video market.** The AV3 Series accepts vLegrand AVIP Devices or Extron® MAAP Series mini architectural adapter plates. (Extron® devices sold separately only through authorized Extron® dealers).
- **Individual slide cover protection.** All flush style devices have slide covers to protect power and communication devices. Power slide covers snap back into place when receptacle is not in use to prevent water, dirt, and debris from entering the device. Flexibility to activate either power or communication services simultaneously or individually.
- **TopGuard protection.** An integral design which keeps out water, dirt, and debris from the power and communication compartments. Whenever you see the TopGuard protection icon applied to any Wiremold product, you will know that the product meets and exceeds the new UL scrub water exclusion requirement.
- **Communication connectivity options.** Accepts industry standard and proprietary devices from a wide range of manufacturers to provide a seamless and aesthetically pleasing interface for voice, data, audio, and video applications at the point-of-use.
- **“Step-on-it” installation.** Allows quick and easy installation without the need for additional fasteners.
- **Brushed aluminum flange option on flush style devices.** Provides additional color options for better aesthetics.
- **Suitable for use in plenums in accordance with Sec. 300-22 (C) of the National Electrical Code.**
- **UL Listed and UL Fire Classified to U.S. and Canadian safety standards for tile, terrazzo, and the UL requirement under UL514A and UL514C for the scrub water exclusion test for carpet and wood floors.**

Vertical Markets

- Commercial
- Education
- Healthcare
- Hospitality
- Entertainment
- Retail



Download this product's PEP ecosupport environmental product declaration at www.legrand.us/resources-and-downloads. This declaration conforms with ISO 14025 and 14040 and is in alignment with EN 15804.

Compliance



cULus Listed, Metallic Outlet Box File Number E2961. Guide QCIT.
cULus Listed Nonmetallic Outlet Boxes & Fittings Classified for Fire Resistance: File R8209, Guide CEYY. Meets Article 300.21, 300.22(C) & 314 of NEC.



Protection from
water, dirt,
and debris.

Flush Poke-Thru Device Specifications

3" Diameter Hole		RC7 Series	RC9 Series	RC9AMD Series
POKE-THRU SERIES				
HOLE SIZE		Minimum: 3 1/16" (78mm) Maximum: 3 1/8" (79mm)	Minimum: 3 1/16" (78mm) Maximum: 3 1/8" (79mm)	Minimum: 3" (76mm) Maximum: 3 1/8" (79mm)
UL FIRE CLASSIFICATION		1-, 1 1/2- & 2-hrs	1-, 1 1/2- & 2-hrs	1-, 1 1/2- & 2-hrs
UL SCRUBWATER PROTECTION		TopGuard™	TopGuard™	TopGuard™
CAPACITY		2 Gangs (1) 20A Duplex Receptacle, (2) Ports of Communication Devices	2 Gangs (1) 15A Quad Receptacle, (2) Openings for Communication Pass-Through	2 Gangs (4) Ports of Communication Devices
MAXIMUM COPPER FILL FEED CHANNELS	POWER*	(3) #12 AWG .01536 Sq. in. (9.91 sq. mm)	(3) #12 AWG .01536 Sq. in. (9.91 sq. mm)	N/A
	COMMUNICATIONS*	(1) Cat 6A/Channel .004 Sq. in. (2.58 sq. mm)	(1) Cat 6A/Channel .004 Sq. in. (2.58 sq. mm)	(4) Cat 6A/Channel .01600 Sq. in. (10.324 sq. mm)
	POWER	3/4" Trade Size	3/4" Trade Size	N/A
	COMMUNICATIONS	1/2" Trade Size/Channel (2) Channels per unit	1/2" Trade Size/Channel (2) Channels per unit	2" Trade Size
COVER SIZE		7" (178mm)	7" (178mm)	7" (178mm)
COVER COLORS		Black, Brass, Aluminum, Gray	Black, Brass, Aluminum, Gray	Black, Brass, Aluminum, Gray
APPROVED CONCRETE FLOOR COVERINGS		Carpet, Tile & Wood	Carpet, Tile & Wood	Carpet, Tile & Wood
FLOOR COVERING THICKNESS		Minimum: 1/8" (3.2mm) Maximum: 3/4" (19.1mm)	Minimum: 1/8" (3.2mm) Maximum: 3/4" (19.1mm)	Minimum: 1/8" (3.2mm) Maximum: 3/4" (19.1mm)

4" Diameter Hole		AV3 Series	AMD8 Series	RC4 Series	RC3 Series
POKE-THRU SERIES					
HOLE SIZE		Minimum: 4" (102mm) Maximum: 4 1/8" (105mm)	Minimum: 4" (102mm) Maximum: 4 1/8" (105mm)	Minimum: 4" (102mm) Maximum: 4 1/8" (105mm)	Minimum: 4" (102mm) Maximum: 4 1/8" (105mm)
UL FIRE CLASSIFICATION		1-, 1 1/2- & 2-hrs	1-, 1 1/2- & 2-hrs	1-, 1 1/2- & 2-hrs	1-, 1 1/2- & 2-hrs
UL SCRUBWATER PROTECTION		TopGuard™	TopGuard™	TopGuard™	TopGuard™
CAPACITY		2 Gangs (1) 20A Duplex Receptacle, (3) Single Width Extron MAAP Devices or (4) Ports of Communications	1 Gang All Communications, (8) Ports for Communication Devices	2 Gangs (2) 20A Duplex Receptacles, and (4) ports of Communication Devices	2 Gangs (1) 20A Duplex Receptacle, and (4) Ports for Communication devices
MAXIMUM COPPER FILL FEED CHANNELS	POWER*	(3) #12 AWG .01536 Sq. in. (9.91 sq. mm)	N/A	(6) #12 AWG .03072 Sq. in. (19.82 sq. mm)	(3) #12 AWG .01536 Sq. in. (9.91 sq. mm)
	COMMUNICATIONS*	(6) Cat 6A/Channel .01938 Sq. in. (12.503 sq. mm)	(10) Cat 6A/Channel .03474 Sq. in. (22.412 sq. mm)	(2) Cat 6/Channel .008 Sq. in. (5.16 sq. mm)	(2) Cat 6/Channel .008 Sq. in. (5.16 sq. mm)
	POWER	3/4" Trade Size	3/4" Trade Size	3/4" Trade Size	3/4" Trade Size
	COMMUNICATIONS	1 1/4" Trade Size/Channel	1 1/4" Trade Size/Channel	3/4" Trade Size (Equivalent) Oval Shaped Opening	3/4" Trade Size (Equivalent) Oval Shaped Opening
COVER SIZE		8 1/4" (210mm)	8 1/4" (210mm)	8 1/4" (210mm)	7 1/2" (191mm)
COVER COLORS		Black, Brass, Aluminum, Gray	Black, Brass, Aluminum, Gray	Black, Brass, Aluminum, Gray	Black, Brass, Aluminum, Gray
APPROVED CONCRETE FLOOR COVERINGS		Carpet, Tile & Wood	Carpet, Tile & Wood	Carpet, Tile & Wood	Carpet, Tile & Wood
FLOOR COVERING THICKNESS		Minimum: 1/8" (3.2mm) Maximum: 3/4" (19.1mm)	Minimum: 1/8" (3.2mm) Maximum: 3/4" (19.1mm)	Minimum: 1/8" (3.2mm) Maximum: 3/4" (19.1mm)	Minimum: 1/8" (3.2mm) Maximum: 3/4" (19.1mm)

* The above maximum copper fill values are the maximum amount of copper to maintain fire classification and are for each individual power and communication compartments. Do not add values together for any one compartment.

Flush Poke-Thru Device Specifications

3" Diameter Hole				
POKE-THRU SERIES		RC7AFFTC Series	RC9AFFTC Series	RC9AM2TC Series
HOLE SIZE		Minimum: 3 1/16" [78mm] Maximum: 3 1/8" [79mm]	Minimum: 3" [76mm] Maximum: 3 1/8" [79mm]	Minimum: 3" [76mm] Maximum: 3 1/8" [79mm]
UL FIRE CLASSIFICATION		1, 1 1/2 & 2 Hours	1, 1 1/2 & 2 Hours	1, 1 1/2 & 2 Hours
UL SCRUBWATER PROTECTION		TopGuard™	TopGuard™	TopGuard™
CAPACITY		2 Gangs Two (2) 1/2" & one (1) 3/4" trade size Screw Plug Openings	2 Gangs Hexagonal Service Head with one (1) 1/2" trade size Conduit & five (5) Comm Openings	2 Gangs One (1) 1 1/4" Concentric Screw Plug
Maximum Copper Cross Section	POWER*	.01536 Sq. in. [9.91 sq. mm]	.05726 Sq. in. [36.94 mm²]	.09216 Sq. in. [59.46 mm²]
	COMMUNICATIONS*	.004 Sq. in. [2.58 sq. mm]	.06425 Sq. in. [41.45 mm²]	.09216 Sq. in. [59.46 mm²]
Maximum Cable Fill	POWER**	(10) #12 AWG	(11) #12 AWG	(18) #12 AWG
	COMMUNICATIONS**	(7) Cat. 6A/Channel	(18) Cat. 6A/Channel	(28) Cat. 6A/Channel
COVER SIZE		7" [178mm]	7" [178mm]	7" [178mm]
COVER COLORS		Black, Brass, Aluminum, Gray	Black, Gray	Black, Aluminum, Gray
COVER CONSTRUCTION		Die-Cast	Die-Cast	Die-Cast
CONDUIT/STEM DIAMETER		One (1) 3/4" & two (2) 1/2" trade size Conduit	One (1) 3/4" & two (2) 1/2" trade size	One (1) 2" trade size Conduit
FLOOR COVERING THICKNESS		Minimum: 1/8" [3.2mm] Maximum: 3/4" [19.1mm]	Minimum: 1/8" [3.2mm] Maximum: 3/4" [19.1mm]	Minimum: 1/8" [3.2mm] Maximum: 3/4" [19.1mm]

* The above maximum copper cross section values are the maximum area of copper to maintain fire classification and are for each individual power and communication compartments. Do not add values together for any one compartment.

** The above maximum cable fill area based on Berk-Tek Cat 6 Shield Twisted Pair with an outside diameter of 0.29". Values above do not account for any fill ratios.

Poke-Thru Device Specifications

Copper Cross Section:

The copper cross-sectional area determines the amount of wire fill capacity in a poke-thru device. Unlike other wire and cable management systems that utilize wire fill capacity, a poke-thru device is UL tested under fire conditions to determine the maximum amount of copper conductors that will pass through a poke-thru device, while maintaining the fire-rating of the floor assembly. All Walker Flush Style Devices are UL Classified to U.S. and Canadian safety standards.

Copper Cross Sectional Area of Commonly Used Conductors		
Size	Solid	
#24	.00032 sq. in.	(.206mm ²)
#23	.00040 sq. in.	(.258mm ²)
#22	.00050 sq. in.	(.322mm ²)
#14	.00323 sq. in.	(2.083mm ²)
#12	.00512 sq. in.	(3.303mm ²)
#10	.00815 sq. in.	(5.258mm ²)
# 8	.01296 sq. in.	(8.361mm ²)

NOTE: Use above values for solid or stranded conductors.

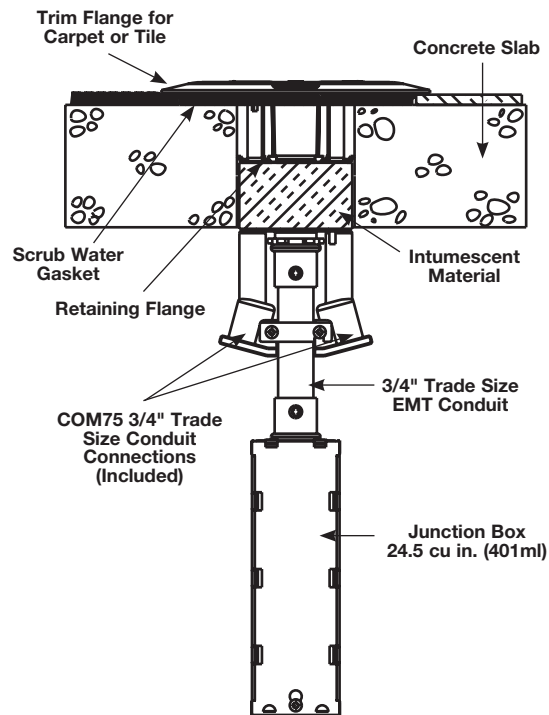
Concrete Thickness Min/Max:

1-HOUR RATED FLOOR – 2 1/4" (57mm) min over top of deck (or 3" (76mm) thick reinforced concrete slab) to a maximum of 7 1/2" (191mm).

2-HOUR RATED FLOOR – 3 1/4" (83mm) min over top of deck (or 4" (102mm) thick reinforced concrete slab) to a maximum of 7 1/2" (191mm).

Floor Coverings:

The poke-thru device is fire rated for carpet and wood covered concrete floors, and tile floor coverings 1/8" to 3/4" (3.2mm to 19.1mm) thickness. For floor coverings not listed above, consult factory.



CAUTION: These devices are suitable for 1, 1 1/2, and 2 hour rated floor assemblies as described in the UL Fire Resistance directory for each service.

These devices meet all UL scrub water requirements, but are not suitable for wet or damp locations, or other areas subject to saturation with water or other liquids such as commercial kitchens.



PEP
eco
PASS
PORT

Download this product's PEP ecopassport® environmental product declaration at www.legrand.us/resources-and-downloads. This declaration conforms with ISO 14025 and 14040 and is in alignment with EN 15804.

Poke-Thru Devices and abandonment fitting are for use with 1-, 1 1/2-, or 2-hour rated unprotected reinforced concrete floor and 1-, 1 1/2- or 2-hour rated floors employing unprotected steel floor units and concrete topping (D900-Series Designs), or concrete floors with suspended ceilings. (Fire resistive designs with suspended ceilings should have provisions for accessibility in the ceiling area below the Poke-Thru Fittings). The assembled Poke-Thru stem and service fitting or the abandonment fittings will not reduce the ratings of the floor assembly when the thickness and type of concrete (required for the specific rating) are within the specified limits and the fittings are installed as specified:

- 1. Spacing** – Minimum of 2' (610mm) OC and not more than one unit per 65 square feet (6 square meters) of floor area in each span.
- 2. Concrete** – Minimum thickness of structural concrete topping of 2 1/4" (57mm) over metal deck or a minimum 3" thick reinforced concrete slab. Unit weight of concrete to be 110 to 155 pcf.
- 3. Installation** – Mounted in a 4" (102mm) diameter core drilled hole in concrete per installation instructions accompanying the fittings or abandonment fittings. For use with power circuits, data and/or telephone cables as tabulated below.

NOTE: The material that is used in Wiremold® Poke-Thru devices is not listed under the directory for Fire Stopping Material because the poke-thru device is UL Classified as "Outlet Boxes and Fittings Classified For Fire Resistance (CEYY)". The pass/fail criteria comes from UL263. The pass criteria is that the poke-thru unit cannot exceed 325° F. above ambient before the concrete slab (or deck) reaches this same temperature. Some poke-thru devices are tested for 2 hours while others are tested for 4 hours. The intumescent material has never been tested as a fire-stopping material as a stand-alone device. This material is designed to work as a unit with the entire poke-thru device.

Chicago Approved Poke-Thru Devices Ordering Information

Catalog No./Item Description/Specifications

Catalog Number Explanation RC7ATCAL-LJB				
RC7	A	TC	AL	LJB
Identifies Poke-Thru Series	Identifies Assembled Unit (A) or Cover (C)	Identifies that Unit is Approved for Tile and Carpet Floors	Identifies Color of Cover Assembly (See below for details)	Identifies Junction Box (Not Included)

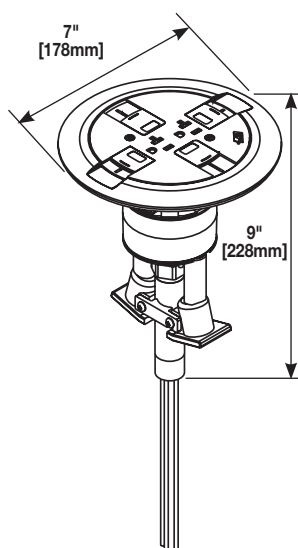
RC7ATCGY-LJB*
RC7ATCBK-LJB*
RC7ATCAL-LJB*
RC7ATCBS-LJB*
RC7ATCAB-LJB*

Assembled Unit – Prewired 20A duplex receptacle can be wired as standard duplex or isolated ground. Wiremold Open System unloaded inserts to accept two discrete keystone connectors from most manufacturers are provided.

- Includes 2 Cat 6 TechChoice™ discrete keystone connectors.
- Ortronics TracJack bezels. UL Listed for tile, carpet, and wood covered floors.

For complete listing of RC7 Series accessories, see current version of Product Specification Sheet ED1215.

Country of Origin: Mexico



NOTE: For installations in the City of Chicago, install an EMT compression fitting (not supplied) to the conduit system and a junction box suitable for use in environmental air spaces, if required, (not supplied). Complete installation per NEC and local codes.

Catalog No./Item Description/Specifications

Catalog Number Explanation RC7AFFTCAL-LJB					
RC7	A	FF	TC	AL	LJB
Identifies Poke-Thru Series	Identifies Assembled Unit (A) or Cover (C)	Identifies that Unit is Furniture Feed Style	Identifies that Unit is Approved for Tile & Carpet Floors	Identifies Color of Cover Assembly (See below for details)	Identifies Junction Box (Not Included)

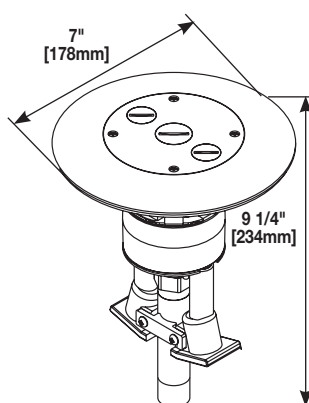
RC7AFFTCGY-LJB*
RC7AFFTCBK-LJB*
RC7AFFTCAL-LJB*
RC7AFFTCBS-LJB*
RC7AFFTCAB-LJB*

Flush Furniture Feed Poke Thru Assembly –

Complete with one-piece flange and conduit assembly with one 3/4" trade size and two 1/2" trade size conduit adapters and closure plugs. Colors available in painted aluminum, black (BK), gray (GY), forged brush aluminum (AL), and brass (BS).

UL Listed for tile, carpet, and wood covered floors. For complete listing of RC7FFTC Series accessories, see current version of Product Specification Sheet ED1216.

Country of Origin: Mexico



NOTE: For installations in the City of Chicago, install an EMT compression fitting (not supplied) to the conduit system and a junction box suitable for use in environmental air spaces, if required, (not supplied). Complete installation per NEC and local codes.

* Poke-Thru Devices on this page are available in some or all of the following cover color options as indicated by the part numbers:

- GY – Gray painted flange with gray nonmetallic cover,
- BK – Black painted flange with black nonmetallic cover,
- AL – Brushed Aluminum flange with black nonmetallic cover
- BS – Brushed Brass flange with black nonmetallic cover
- AA – Brushed Aluminum flange with aluminum-colored nonmetallic cover
- AB – Brushed Brass flange with brass-colored nonmetallic cover

Where applicable, slide covers match the cover color.

NOTE: See page 4 for specifications.

Chicago Approved Poke-Thru Devices Ordering Information

Catalog No./Item Description/Specifications

Catalog Number Explanation RC3ATCAL-LJB				
RC3	A	TC	AL	LJB
Identifies Poke-Thru Series	Identifies Assembled Unit (A) or Cover (C)	Identifies that Unit is Approved for Tile and Carpet Floors	Identifies Color of Cover Assembly (See below for details)	Identifies Junction Box (Not Included)

RC3ATCGY-LJB*
RC3ATCBK-LJB*
RC3ATCAL-LJB*
RC3ATCBS-LJB*
RC3ATCAB-LJB*

Assembled Unit – Prewired 20A duplex receptacle can be wired as standard duplex or isolated ground. Wiremold Open System unloaded inserts to accept four discrete keystone connectors from most manufacturers are provided.

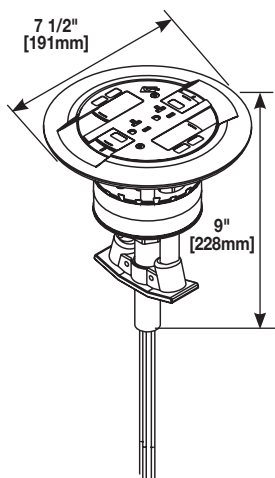
- Includes 2 Ortronics TracJack mounting bezels and 2 Ortronics Series II bezels. (Modular Jacks sold separately.)

UL Listed for tile, carpet, and wood covered floors.

For complete listing of RC3 Series accessories, see current version of Product Specification Sheet ED1215.

Country of Origin: Mexico

NOTE: Modular Jacks sold separately.



NOTE: For installations in the City of Chicago, install an EMT compression fitting (not supplied) to the conduit system and a junction box suitable for use in environmental air spaces, if required, (not supplied). Complete installation per NEC and local codes.

Catalog No./Item Description/Specifications

Catalog Number Explanation RC4ATCAL-LJB				
RC4	A	TC	AL	LJB
Identifies Poke-Thru Series	Identifies Assembled Unit (A) or Cover (C)	Identifies that Unit is Approved for Tile and Carpet Floors	Identifies Color of Cover Assembly (See below for details)	Identifies Junction Box (Not Included)

RC4ATCGY-LJB*
RC4ATCBK-LJB*
RC4ATCAL-LJB*
RC4ATCBS-LJB*
RC4ATCAB-LJB*

Assembled Unit – Unit includes four prewired 20A receptacles. Each duplex can be wired as a separate circuit. The duplex can be wired as a standard receptacle or isolated ground. Wiremold Open System unloaded inserts to accept four discrete keystone * connectors from most manufacturers are provided.

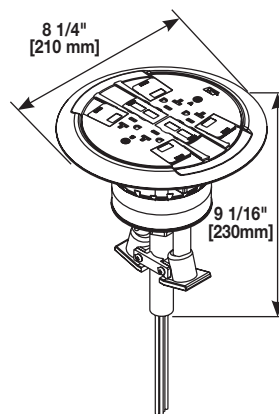
- Includes Ortronics TracJack mounting bezel and Ortronics Series II communication housing. (Modular Jacks sold separately.)

UL Listed for tile, carpet, and wood covered floors.

For complete listing of RC4 Series accessories, see current version of Product Specification Sheet ED1215.

Country of Origin: Mexico

NOTE: Modular Jacks sold separately.



NOTE: For installations in the City of Chicago, install an EMT compression fitting (not supplied) to the conduit system and a junction box suitable for use in environmental air spaces, if required, (not supplied). Complete installation per NEC and local codes.

* Poke-Thru Devices on this page are available in some or all of the following cover color options as indicated by the part numbers:

- GY – Gray painted flange with gray nonmetallic cover,
- BK – Black painted flange with black nonmetallic cover,
- AL – Brushed aluminum flange with black nonmetallic cover
- BS – Brushed brass flange with black nonmetallic cover
- AA – Brushed aluminum flange with aluminum-colored nonmetallic cover
- AB – Brushed brass flange with brass-colored nonmetallic cover

Where applicable, slide covers match the cover color.

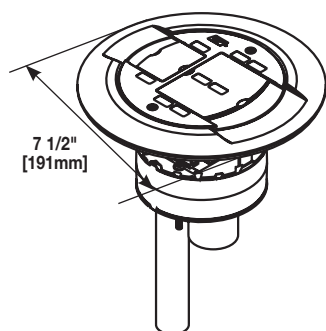
NOTE: See page 4 for specifications.

Chicago Approved Poke-Thru Devices Ordering Information

Catalog No./Item Description/Specifications

Catalog Number Explanation AMD8ATCAL			
AMD8	A	TC	AL
Identifies Poke-Thru Series	Identifies Assembled Unit (A) or Cover (C)	Identifies that Unit is Approved for Tile and Carpet Floors	Identifies Color of Cover Assembly (See below for details)

AMD8ATCGY*
AMD8ATCBK*
AMD8ATCAL*
AMD8ATCAA*
AMD8ATCBS*
AMD8ATCAB*



Poke-Thru Assembly – All communication device accepts up to eight UTP, fiber optic, audio, or video connectors.

- Includes with bezels to Series II inserts. (Modular accept 8 Ortronics TracJack inserts and 4 Ortronics Jacks sold separately.)
- Wiremold Open System bezels and inserts.

UL Listed for tile, carpet, and wood covered floors.

For complete listing of AMD8 Series accessories, see current version of Product Specification Sheet ED1215.

Country of Origin: Mexico

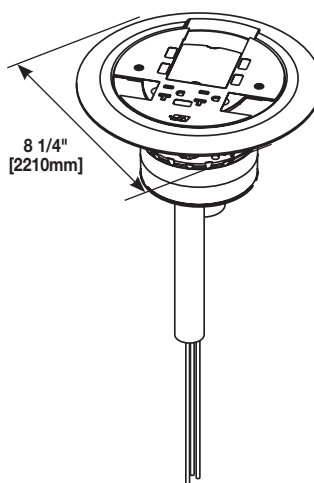
NOTE: Modular Jacks sold separately.

NOTE: For installations in the City of Chicago, install an EMT compression fitting (not supplied) to the conduit system and a junction box suitable for use in environmental air spaces, if required, (not supplied). Complete installation per NEC and local codes.

Catalog No./Item Description/Specifications

Catalog Number Explanation AV3ATCAL-LJB				
RC4	A	TC	AL	LJB
Identifies Poke-Thru Series	Identifies Assembled Unit (A) or Cover (C)	Identifies that Unit is Approved for Tile and Carpet Floors	Identifies Color of Cover Assembly (See below for details)	Identifies Junction Box (Not Included)

AV3ATCGY-LJB*
AV3ATCBK-LJB*
AV3ATCAL-LJB*
AV3ATCAA-LJB*
AV3ATCBS-LJB*
AV3ATCAB-LJB*



Assembled Unit – A/V device includes one prewired 20A duplex receptacle which can be wired as a standard receptacle or isolated ground.

- Includes one Extron bezel to accept Legrand AVIP devices or Extron MAAP mini architectural adapter plates. (Extron devices sold separately, only through authorized Extron dealers).

- Includes Ortronics TracJack and Series II mounting bezels.

- Includes Wiremold Open System bezels and inserts.

UL Listed for tile, carpet, and wood covered floors.

For complete listing of AV3 Series accessories, see current version of Product Specification Sheet ED1215.

Country of Origin: Mexico

NOTE: Modular Jacks sold separately.

NOTE: For installations in the City of Chicago, install an EMT compression fitting (not supplied) to the conduit system and a junction box suitable for use in environmental air spaces, if required, (not supplied). Complete installation per NEC and local codes.

* Poke-Thru Devices on this page are available in some or all of the following cover color options as indicated by the part numbers:

- GY – Gray painted flange with gray nonmetallic cover,
- BK – Black painted flange with black nonmetallic cover,
- AL – Brushed aluminum flange with black nonmetallic cover
- BS – Brushed brass flange with black nonmetallic cover
- AA – Brushed aluminum flange with aluminum-colored nonmetallic cover
- AB – Brushed brass flange with brass-colored nonmetallic cover

Where applicable, slide covers match the cover color.

NOTE: See page 4 for specifications.

Chicago Approved Poke-Thru Devices Ordering Information

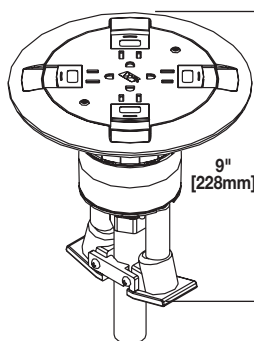
Catalog No./Item Description/Specifications

Catalog Number Explanation RC9A15TCAL-LJB					
RC9	A	15	TC	AL	LJB
Identifies Poke-Thru Series	Identifies Assembled Unit (A) or Cover (C)	Identifies 15A Quad Power Receptacle	Identifies that Unit is Approved for Tile and Carpet Floors	Identifies Color of Cover Assembly (See below for details)	Identifies Junction Box (Not Included)

RC9A15TCGY*
RC9A15TCBK*
RC9A15TCAL*
RC9A15TCBS*
RC9A15TCAB*

Poke-Thru Assembly –
Prewired 15A quad receptacle can be wired as standard quad receptacle or isolated ground. Unit also includes two openings for pass-through capability for one 4-pair Category 5e or Category 6 cable per opening.
UL Listed for tile, carpet, and wood covered floors.
For complete listing of RC9ATC Series accessories, see current version of Product Specification Sheet ED1215.

Country of Origin: Mexico



NOTE: For installations in the City of Chicago, install an EMT compression fitting (not supplied) to the conduit system and a junction box suitable for use in environmental air spaces, if required, (not supplied). Complete installation per NEC and local codes.

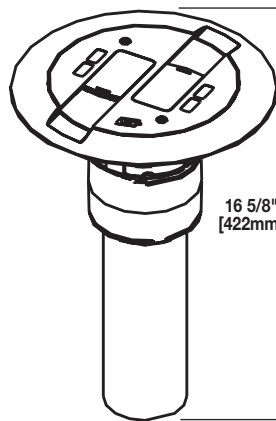
Catalog No./Item Description/Specifications

Catalog Number Explanation RC9AMDRTTCAL			
RC9	AMD	TC	AL
Identifies Poke-Thru Series	Identifies Assembled Unit (A) or Cover (C)	Identifies that Unit is Approved for Tile and Carpet Floors	Identifies Color of Cover Assembly (See below for details)

RC9AMDTCGY*
RC9AMDTCBK*
RC9AMDTCAL*
RC9AMDTCBS*

Poke-Thru Assembly – All
communication device accepts up to four UTP connectors.
• Includes with bezels to accept 4 Ortronics TracJack modular jacks and 2 Ortronics Series II modular jacks. (Sold separately.)
• Wiremold Open System Inserts.
UL Listed for tile, carpet, and wood covered floors.
For complete listing of RC9AMDTC Series accessories, see current version of Product Specification Sheet ED1215.

Country of Origin: Mexico



NOTE: Modular Jacks sold separately.

NOTE: For installations in the City of Chicago, install an EMT compression fitting (not supplied) to the conduit system and a junction box suitable for use in environmental air spaces, if required, (not supplied). Complete installation per NEC and local codes.

* Poke-Thru Devices on this page are available in some or all of the following cover color options as indicated by the part numbers:
GY – Gray painted flange with gray nonmetallic cover,
BK – Black painted flange with black nonmetallic cover,
AL – Brushed aluminum flange with black nonmetallic cover
BS – Brushed brass flange with black nonmetallic cover
AA – Brushed aluminum flange with aluminum-colored nonmetallic cover
AB – Brushed brass flange with brass-colored nonmetallic cover
Where applicable, slide covers match the cover color.

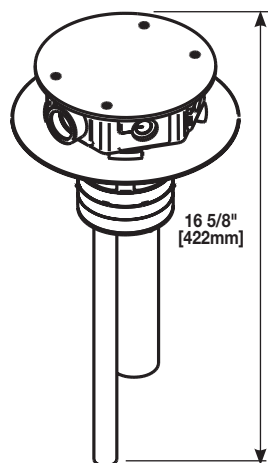
NOTE: See page 4 for specifications.

Chicago Approved Poke-Thru Devices Ordering Information

Catalog No./Item Description/Specifications

Catalog Number Explanation RC9AFFTCGY				
RC9	A	FF	TC	GY
Identifies Poke-Thru Series	Identifies Assembled Unit (A) or Cover (C)	Identifies Furniture Feed Unit	Identifies that Unit is Approved for Tile and Carpet Floors	Identifies Color of Cover Assembly (See below for details)

RC9AFFTCGY* RC9A1FFTCBK*



Assembled Furniture Feed Unit – Complete with hexagonal service head. Service head has one 3/4" threaded conduit hub and five rubber grommets. The service head includes scrub water gasket. Unit is supplied with one 1 1/4" trade size conduit stem and one 1/2" trade size conduit stem to feed power and communication services.

UL Listed for tile, carpet, and wood covered floors.

For complete listing of RC9FFTC Series accessories, see current version of Product Specification Sheet ED1215.

Country of Origin: Mexico

NOTE: For installations in the City of Chicago, install an EMT compression fitting (not supplied) to the conduit system and a junction box suitable for use in environmental air spaces, if required, (not supplied). Complete installation per NEC and local codes.

Maximum concrete slab depth for RC9AFF Series = 7.50" [190mm].

Service head is not to be used as a junction box. All power connections must be made in a junction box below (not supplied).

CAUTION!

Core bits vary in size from manufacturer to manufacturer. Use an American made core bit having the following dimensions:

For 3" trade size core hole:

Core bit will have an outside diameter of 3 1/16" [78mm].

Minimum hole diameter: 3 1/16" [78mm].

Maximum hole diameter: 3 1/8" [79mm].

For 4" trade size core hole:

Core bit will have an outside diameter of 4 1/16" [103mm].

Minimum hole diameter: 4 1/16" [103mm].

Maximum hole diameter: 4 1/8" [105mm].

Catalog No./Item Description/Specifications

Catalog Number Explanation RC9AM2TCAL				
RC9	AM	2	TC	AL
Identifies Poke-Thru Series	Identifies Assembled Unit (A) or Cover (C)	Identifies Furniture Feed Unit	Identifies that Unit is Approved for Tile and Carpet Floors	Identifies Color of Cover Assembly (See below for details)

RC9AM2TCGY* RC9AM2TCBK* RC9AM2TCAL*

Furniture Feed Poke-Thru Assembled Unit – Complete with combination 1 1/4" and 2" trade size threaded conduit openings and closure plugs. Must be used with a conduit connector (not included) at the adapter assembly plate to maintain fire classification.

UL Listed for tile, carpet, and wood covered floors.

For complete listing of RC9AM2TC Series accessories, see current version of Product Specification Sheet ED1216.

Country of Origin: Mexico

NOTE: For installations in the City of Chicago, install an EMT compression fitting (not supplied) to the conduit system and a junction box suitable for use in environmental air spaces, if required, (not supplied). Complete installation per NEC and local codes.

Maximum concrete slab depth for RC9AFF Series = 7.50" [190mm].

Service head is not to be used as a junction box. All power connections must be made in a junction box below (not supplied).

IMPORTANT!

The scrub water approved poke-thru devices indicated on the previous pages are fire rated for carpet and wood covered floors, tile floor coverings up to 3/4" [19.1mm] maximum thickness, and linoleum floor coverings up to a maximum of 1/8" [3.2mm] thickness. For other floor coverings not listed above, consult factory.

The scrub water approved poke-thru devices indicated on the previous pages, meet all UL scrub water requirements, but are not suitable for wet or damp locations, or other areas subject to saturation with water or other liquids, such as commercial kitchens.

* Poke-Thru Devices on this page are available in some or all of the following cover color options as indicated by the part numbers:

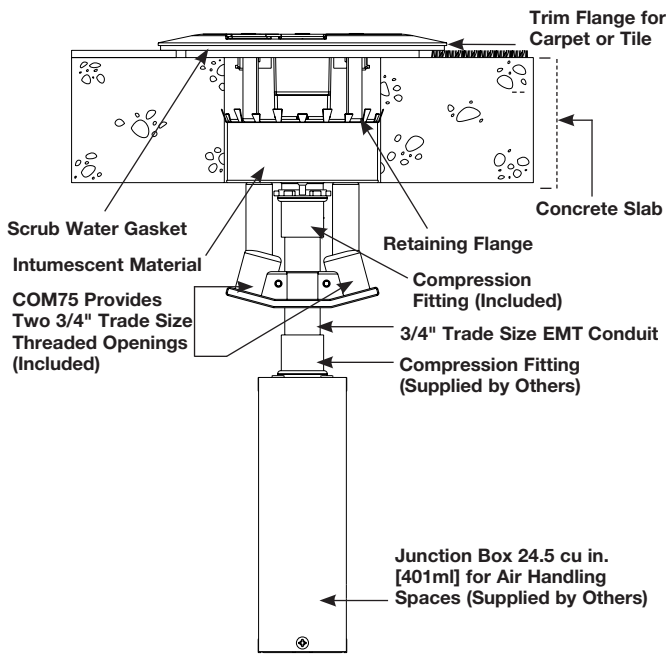
- GY – Gray painted flange with gray nonmetallic cover,
- BK – Black painted flange with black nonmetallic cover,
- AL – Brushed Aluminum flange with black nonmetallic cover
- BS – Brushed Brass flange with black nonmetallic cover
- AA – Brushed Aluminum flange with aluminum-colored nonmetallic cover
- AB – Brushed Brass flange with brass-colored nonmetallic cover

Where applicable, slide covers match the cover color.

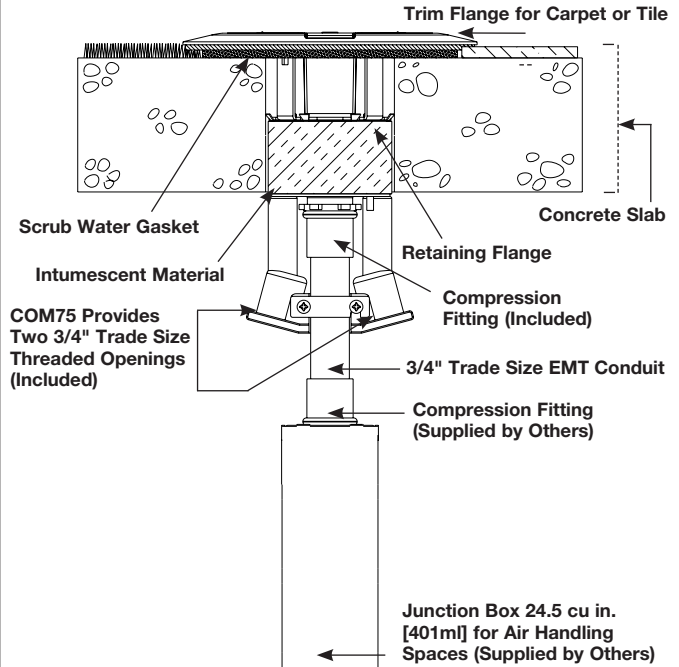
NOTE: See page 4 for specifications.

Chicago Approved Poke-Thru Devices Ordering Information

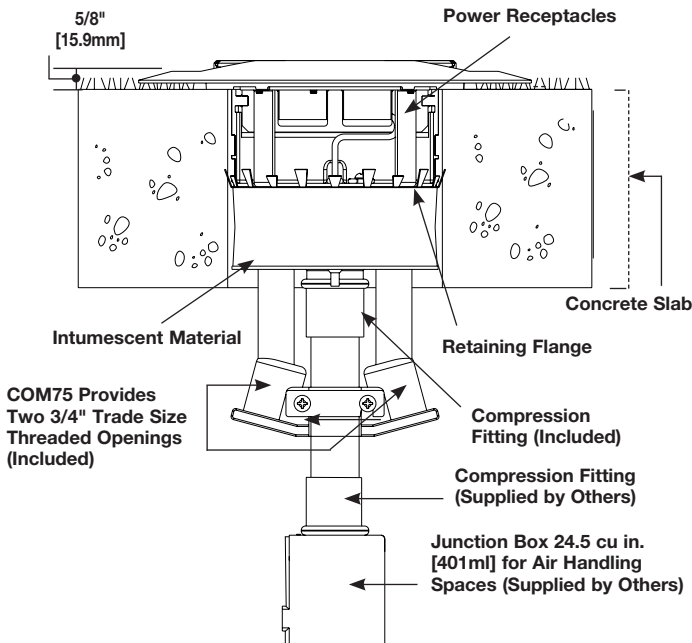
RC3TC SERIES



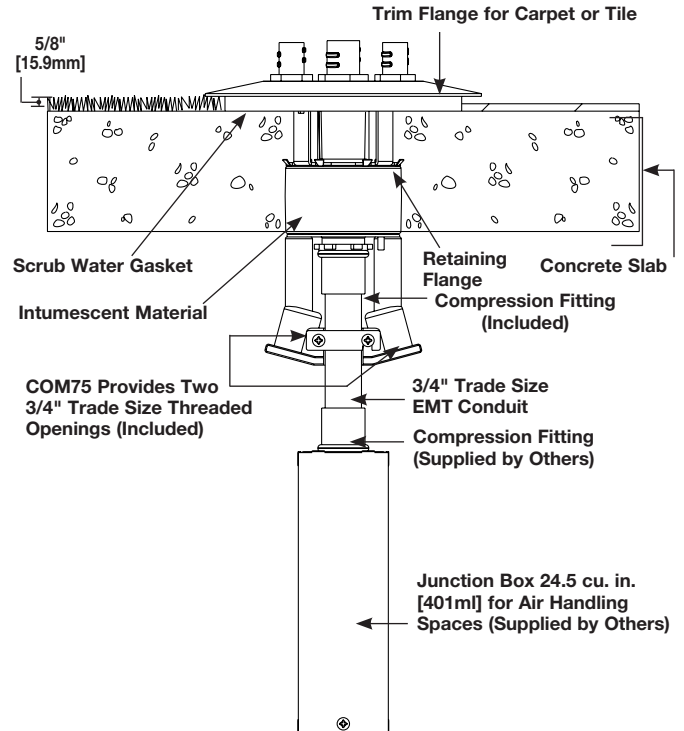
RC7TC SERIES



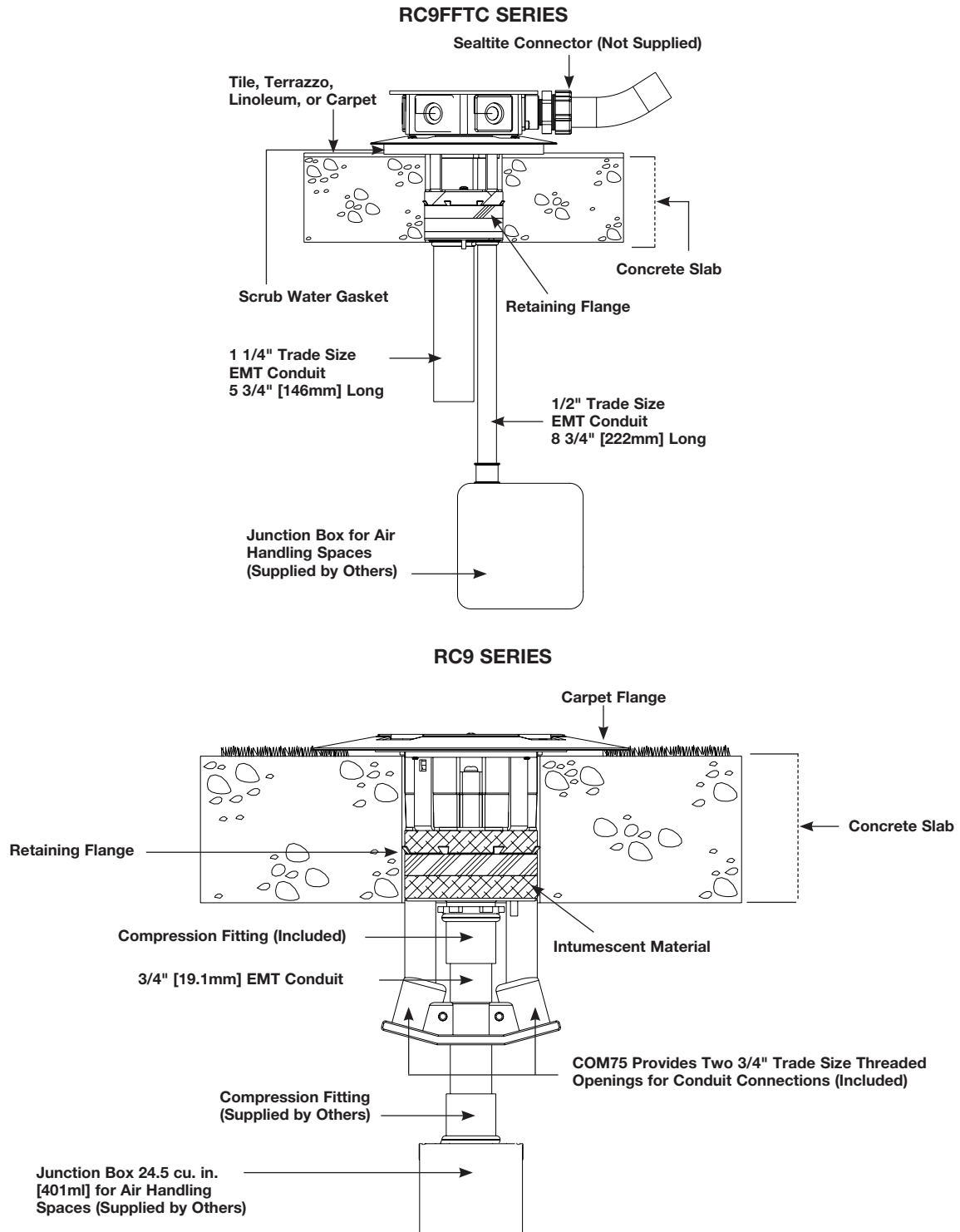
RC4 SERIES



RC7FFTC SERIES



Chicago Approved Poke-Thru Devices Ordering Information



Chicago Approved Poke-Thru Devices Ordering Information

NOTE: All brand and product names referenced in this document are registered trademarks or trademarks of their respective holders.



Legrand, North America
60 Woodlawn Street
West Hartford, CT 06110
1.877.BY.LEGRAND (295.3472)
www.legrand.us

Canada
905.738.9195
www.legrand.ca



Mouser Electronics

Authorized Distributor

Click to View Pricing, Inventory, Delivery & Lifecycle Information:

Wiremold:

[RC3APTCBK](#) [RC7AM2TCAL](#) [RC7AM2TCBK](#) [RC7AM2TCGY](#) [RC7APTCBK](#) [RC7APTCGY](#) [RC7CFFTCBK](#)
[RC7CFFTCBS](#) [RC7CFFTCGY](#) [RC9AFFTCBK](#) [RC9AFFTCGY](#) [RC9AM2STC](#) [RC9AM2TCAL](#) [RC9AM2TCBK](#)
[RC9AM2TCGY](#) [RC9AMDTCAB](#) [RC9AMDTCAL](#) [RC9AMDTCBK](#) [RC9AMDTCBS](#) [RC9AMDTCGY](#) [RC9CM2TCAL](#)
[RC9CM2TCBK](#) [RC9CM2TCGY](#) [RC9AM2TCBS](#)