

Architectural Aluminum Raceway

AL5200 Series™ Aluminum Raceway is sleek, clean and attractive. Integrated into casework or lab furniture, or installed as baseboard, these raceways can be used to distribute communication and power wiring while maintaining aesthetics. The satin anodized finish is designed for both good looks and easy service. The “hi-tech” appearance makes this raceway an attractive choice for contemporary spaces. This aluminum raceway system also compliments the decor of commercial offices, laboratories, and healthcare facilities.



Standard devices installed in aluminum raceway mounted under reagent shelf in medical center lab.

FEATURES & BENEFITS

- **Attractive, snap-together aluminum.** Compliments decor in commercial offices, laboratories, and healthcare facilities. Enables quick and easy circuit modifications or additions.
- **Satin anodized finish.** Good-looking appearance, resists corrosion and is easy to clean and maintain.
- **Field installed divider for multiple wiring channels.** (Undivided design also available.) Permits separation of power and voice/data communication wiring or breakout of “clean” power from standard power circuits.
- **Numerous raceway channel configurations.** Able to accommodate your specific cable capacity requirements.
- **Accommodates most standard flush mounted switches and receptacles.** Accepts devices up to 30 amperes to meet any job requirement.
- **Full line of fittings.** Provides a complete installation and interconnection to existing wiring or other raceways.
- **Datcom connectivity options.** Accepts industry standard and proprietary devices from a wide range of manufacturers to provide a seamless and aesthetically pleasing interface for voice, data, audio, and video applications at the point of use.
- **UL5 and ADA compliant.** Raceway and fittings meet UL5 specifications and can be installed in conformance with ADA requirements.
- **UL and cUL Listed component raceways.** File E73943 Guide RJBT, Fittings: File E74343 Guide RJPR. Meets Article 386 of NEC and meets Section 12-600 of CEC.

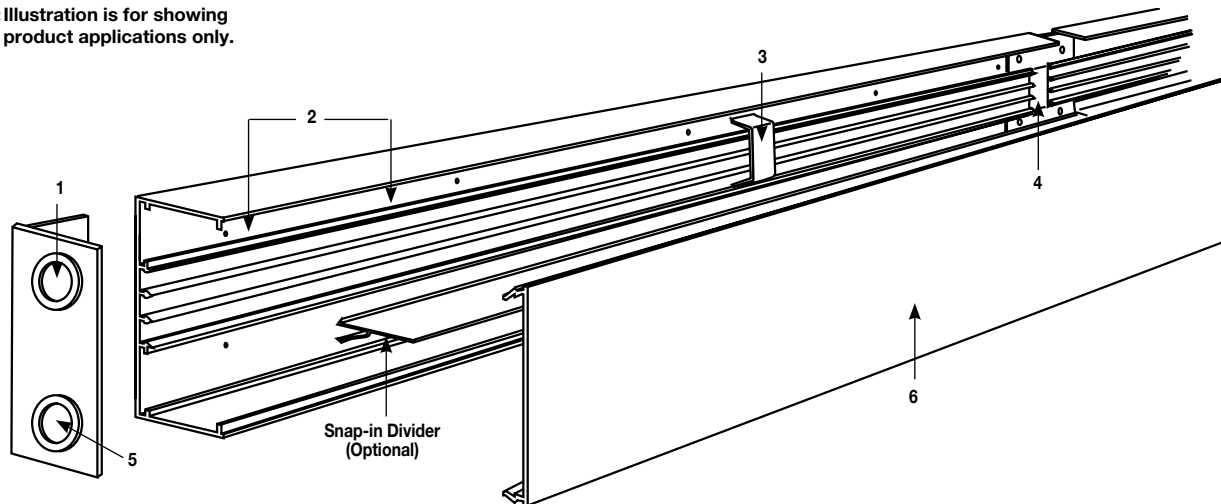


PEP
eco
PASS
PORT®

Download this product's PEP ecosport® environmental product declaration at www.legrand.us/resources-and-downloads. This declaration conforms with ISO 14025 and 14040 and is in alignment with EN 15804.

AL5200 Series Raceway System Layout

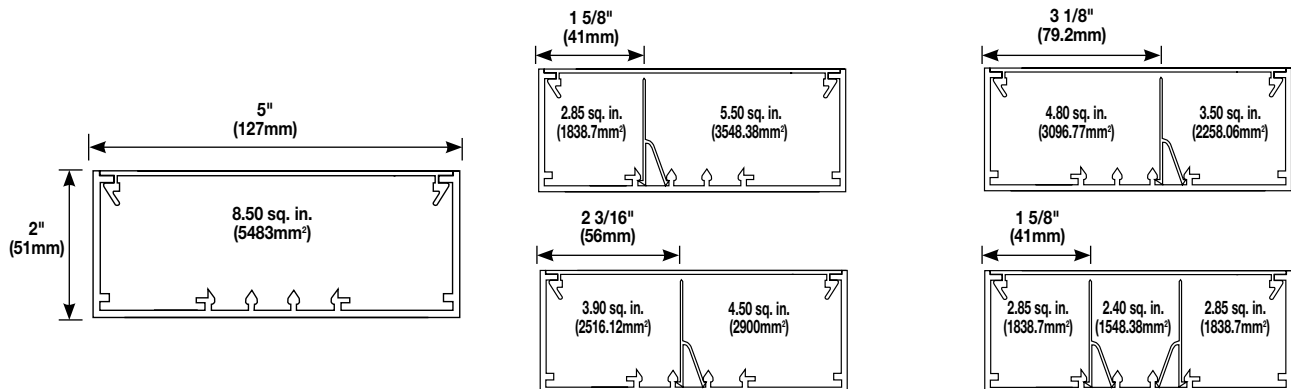
NOTE: Illustration is for showing product applications only.



KEY

- 1 Provide electrical feed through 1/2" or 3/4" (12.7mm or 19.1mm) KOs in AL5210B2 End Cap.
- 2 Attach base section to mounting surface by drilling 9/32" (7.1mm) holes in the base, and using #8 flathead screws.
- 3 Secure conductors in place with AL5200WC Wire Clip.
- 4 Join additional raceway sections with two AL5201 Couplings.
- 5 Close ends with AL5210B2 Blank End Fittings.
- 6 Snap cover into base to complete installation.

AL5200 Series Raceway Dimensions



Raceway may be configured in single or multiple channels in several versatile ways to accommodate power, data, or communications wiring.

NOTE: Cross sectional area of each compartment indicated.

AL5200 Series Raceway Wire Fill Capacity Charts

AL5200 Series RACEWAY WIRE FILL CAPACITIES FOR POWER

WIRE SIZE THHN/THWN	O.D. inches (mm)		NUMBER OF CONDUCTORS (40% FILL) WITHOUT DEVICES							
			2.40 in. ² (1550mm ²)	2.85 in. ² (1840mm ²)	3.50 in. ² (2260mm ²)	3.90 in. ² (2520mm ²)	4.50 in. ² (2900mm ²)	4.80 in. ² (3100mm ²)	5.50 in. ² (3550mm ²)	8.50 in. ² (5480mm ²)
14 AWG	0.111	(2.8)	98	117	144	160	185	197	226	350
12 AWG	0.130	(3.3)	72	85	105	117	135	144	165	255
10 AWG	0.164	(4.2)	45	54	66	73	85	90	104	161
8 AWG	0.216	(5.5)	26	31	38	42	49	52	60	92
6 AWG	0.254	(6.5)	18	22	27	30	35	37	43	67
WIRE SIZE THHN/THWN	O.D. inches (mm)		WITH DUPLEX RECTANGULAR DEVICES 1.59 in. ² (1025mm ²)							
				2.85 in. ² (1840mm ²)	3.50 in. ² (2260mm ²)	3.90 in. ² (2520mm ²)	4.50 in. ² (2900mm ²)	4.80 in. ² (3100mm ²)	5.50 in. ² (3550mm ²)	8.50 in. ² (5480mm ²)
14 AWG	0.111	(2.8)		54	78	95	120	132	161	284
12 AWG	0.130	(3.3)		39	57	69	87	96	117	207
10 AWG	0.164	(4.2)		24	36	43	55	60	74	130
8 AWG	0.216	(5.5)		14	20	25	31	35	42	75
6 AWG	0.254	(6.5)		10	15	18	22	25	30	54

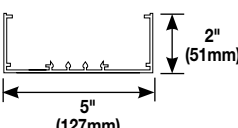
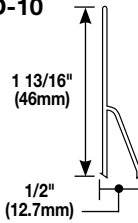
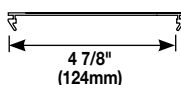
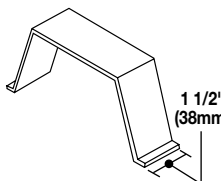
AL5200 Series Raceway Wire Fill Capacities For Communications

	CABLE/WIRE SIZE	O.D. (Approx. Dia.) Inches (mm)	40% FILL CAPACITY CROSS SECTIONAL AREA							
			2.40 in. ² (1550mm ²)	2.85 in. ² (1840mm ²)	3.50 in. ² (2260mm ²)	3.90 in. ² (2520mm ²)	4.50 in. ² (2900mm ²)	4.80 in. ² (3100mm ²)	5.50 in. ² (3550mm ²)	8.50 in. ² (5480mm ²)
UNSHIELDED TWISTED PAIR	4-pair, 24 AWG, Cat 3	0.190 (4.8)	33	40	49	55	63	67	77	119
	4-pair, 24 AWG, Cat 5e	0.210 (5.3)	27	32	40	45	51	55	63	98
	4-pair, 24 AWG, Cat 6	0.250 (6.3)	19	23	28	31	36	39	44	69
	4-pair, 24 AWG, Cat 6a*	0.354 (9.0)	9	11	14	15	18	19	22	34
	25-pair, 24 AWG	0.410 (10.4)	7	8	10	11	13	14	16	25
COAXIAL	RG6/U	0.270 (6.9)	16	19	24	27	31	33	38	59
FIBER	ZipCord	0.118 x 0.236 (3 x 6)	34	41	50	56	64	69	79	122
	Round 4-Strand Fiber	0.187 (4.8)	34	41	51	56	65	69	80	123
	Round 6-Strand Fiber	0.256 (6.5)	18	22	27	30	34	37	42	66

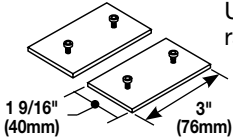
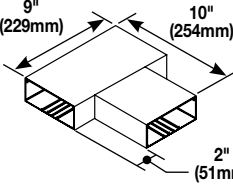
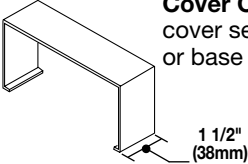
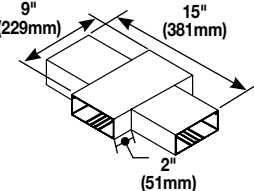
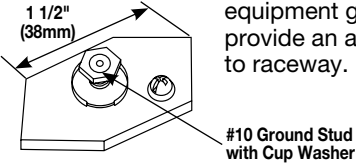
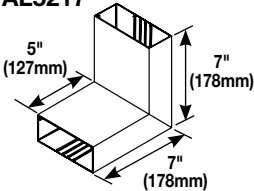
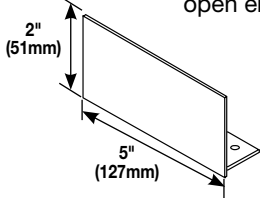
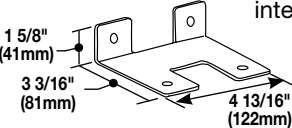
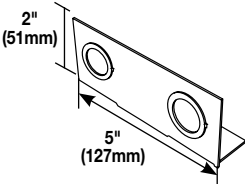
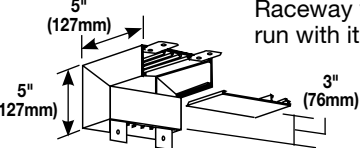
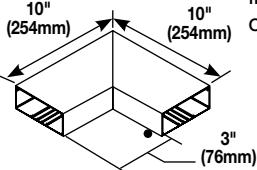
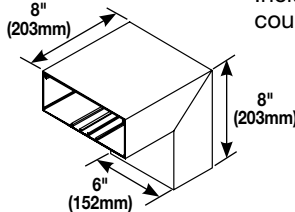
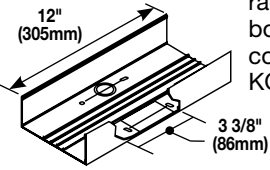
NOTE: For additional information, refer to the Technical Section.

* Category 6 augmented (6a) cable for 10 gigabit ethernet – max allowed cable diameter per addenda No. 11 ANSI TIA/EIA 568-B.2.

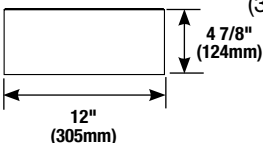
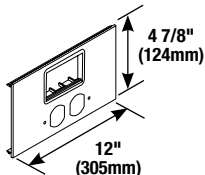
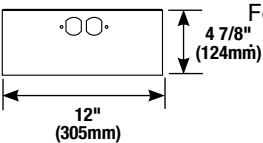
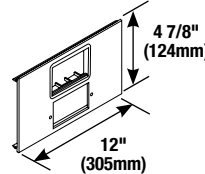
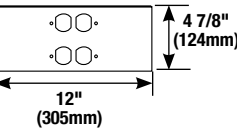
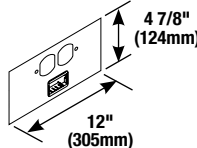
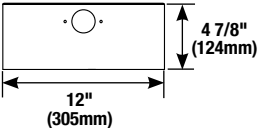
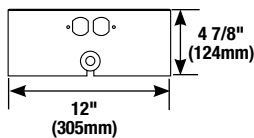
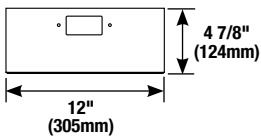
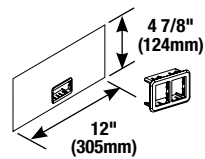
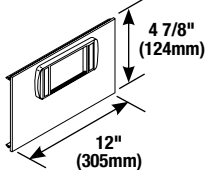
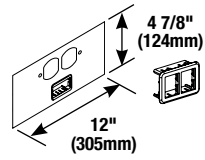
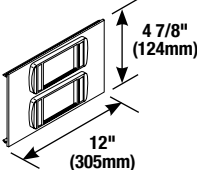
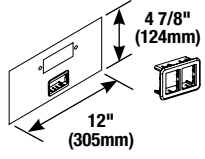
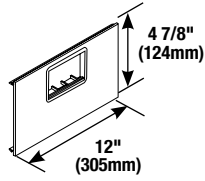
AL5200 Series Raceway Ordering Information

Catalog No./Item	Description/Specifications	Catalog No./Item	Description/Specifications
AL5200B-5 AL5200B-10	Base – Heavy #6063-T5 extruded aluminum, satin anodized finish, .080" (20mm) wall thickness. Base has four ribs for snap-in divider. Packed eight 5' (1.5m) lengths or four 10' (3m) lengths per carton. 	AL5200D-5/ AL5200D-10	Divider – Extruded .050" thick aluminum. Available in eight 5' (1.5m) lengths or four 10' (3m) lengths per carton. 
AL5200C-5/ AL5200C-10	Cover – Heavy #6063-T5 extruded aluminum, satin anodized finish, .075" (1.9mm) wall thickness. Packed eight 5' (1.5m) lengths or four 10' (3m) lengths per carton. 	AL5200WC AL5200WC2 AL5200WC3	Wire Clip – For holding conductors in place in long raceway runs. Snaps into grooves in raceway. AL5200WC Full, AL5200WC2 3/4, and AL5200WC3 1/2. 

AL5200 Series Raceway Ordering Information (continued)

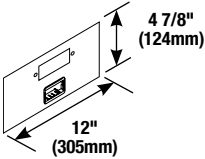
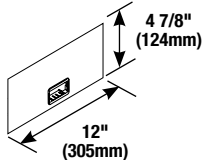
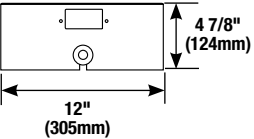
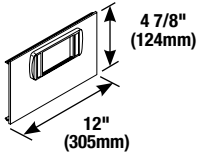
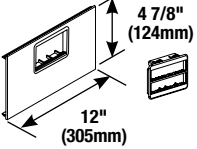
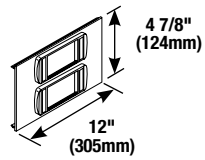
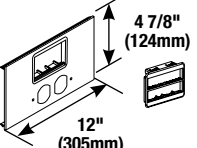
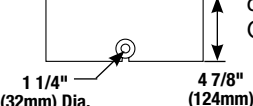
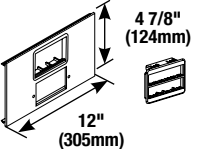
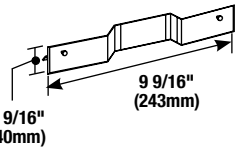
Catalog No./Item	Description/Specifications	Catalog No./Item	Description/Specifications
AL5201 	Coupling – Set screw couplings. Use two for attaching in-line raceway sections.	AL5215 	Tee – For branch connection of two runs of AL5200 Series Raceway. Includes three pairs of AL5201 couplings.
AL5206 	Cover Clip (Spring Steel) – To cover seam where lengths of cover or base come together.	AL5216 	Cross Fitting – Cross through connection in a raceway run. Includes four pair of AL5201 Couplings.
AL5209 	Grounding Adapter – Connects equipment grounding conductor to provide an additional ground to raceway.	AL5217 	Internal Elbow – Makes 90° corner in a raceway run. Includes two pairs of AL5201 Couplings.
AL5210B 	Blank End Fitting – Closes off open ends of raceway.	AL5217A 	Internal Corner Coupling – Connects two raceway sections to form an internal 90° turn in a raceway run.
AL5210B1 AL5210B2 AL5210B3 	Entrance End Fitting – With single or multiple concentric 1/2" and 3/4" trade size KOs for conduit connections. (AL5210B1 and AL5210B3, not shown, have one and three KOs respectively.)	AL5217N 	Inverted Internal Elbow – Connects a vertical run of AL5200 Series Raceway with a horizontal overhead run with its cover facing up.
AL5211 	Flat Elbow – Makes a 90° flat turn in a raceway run. Includes two pairs of AL5201 Couplings.	AL5218 	External Elbow – Makes a 90° external turn in a raceway run. Includes two pairs of AL5201 couplings.
AL5214 	Wall Box Connector – Feeds raceway from a wall-mounted outlet box. Rectangular hole cut or concentric 1/2" and 3/4" trade size KOs. Couplings included.		

AL5200 Raceway Device Plates Ordering Information

Catalog No./Item	Description/Specifications	Catalog No./Item	Description/Specifications
AL5246-B	Blank Cover – To cover 12" (305mm) section of raceway. 	AL5256-DACT	Duplex & 6A Mini Adapter Cover Plate* – For installation requiring a 15A or 20A duplex receptacle and accepts three (3) Wiremold CM2 Series communication connectivity devices. Cover includes 6A mini adapter (6A-opening). 
AL5246-D	Duplex Receptacle Cover Plate – For standard duplex devices. 	AL5256-GACT	GFCI and 6A Mini Adapter Cover Plate* – For installation requiring a GFCI or surge suppression receptacle and accepts three (3) Wiremold CM2 Series communication connectivity devices. Cover includes 6A mini adapter (6A-opening). 
AL5246-DD	Double Duplex Cover Plate – Installs 15A and 20A duplex receptacles or duplex style communication devices. 	AL5256-D2A	Duplex Receptacle & 2A Mini Adapter Cover Plate* – Duplex receptacle cover accepts one (1) Wiremold CM2 Series and 2A mini adapter (2A opening). 
AL5246-F	Single Receptacle Device Cover Plate – Installs commercially available straight blade and locking single receptacles with face diameters of 1.56"-1.58" (39mm-39.5mm). 	AL5256-DZ	Duplex Receptacle & Mouse Hole Device Cover Plate – Grommeted cable access at duplex receptacle location. 
AL5246-G	GFCI Device Cover Plate – Mounts commercially available GFCI or surge suppression receptacles. 	AL5256-ABRT	Ortronics® Cover Plate – Accepts only Ortronics® datacom inserts. Supplied with both adapters to accommodate two TracJack devices or one Series II device. 
AL5256-ACTLPB	Low Profile Adapter Cover Plate* – Accepts three (3) Wiremold CM2 Series communication connectivity devices. Includes cover and low profile adapter (6A opening). 	AL5256-DABRT	Duplex & Ortronics® Cover Plate – Accepts only Ortronics® datacom inserts. Supplied with both adapters to accommodate two TracJack devices or one Series II device. 
AL5256-ACT2LP	Device Cover Plate with Two Low Profile Adapters* – Accepts six (6) Wiremold CM2 Series communication connectivity devices. Includes cover and two low profile adapters (6A-openings). 	AL5256-GABRT	GFCI & Ortronics® Cover Plate – Accepts only Ortronics® datacom inserts. Supplied with both adapters to accommodate two TracJack devices or one Series II device. 
AL5256-ACTMAB	Device Cover Plate with 6A Mini Adapter* – Installs communication connectivity devices. Includes cover and 6A mini adapter (6A-opening). 		

* Refer to the Communications Connectivity section of the current version of ED1560 (Legrand/Wiremold Catalog) for information on CM2 Series modules.

AL5200 Raceway Device Plates Ordering Information (continued)

Catalog No./Item	Description/Specifications	Catalog No./Item	Description/Specifications
AL5256-G2A 	GFCI & 2A Mini Adapter Cover Plate* – GFCI sized hole cut accepts one (1) Wiremold CM2 Series and 2A mini adapter (2A opening).	AL5256-2A 	2A Mini Adapter Cover Plate* – Accepts one (1) Wiremold CM2 Series 2A communication connectivity device. Includes cover and 2A mini adapter (2A opening).
AL5256-GZ 	GFCI & Mouse Hole Device Cover Plate – Grommeted cable opening at GFCI receptacle location.	AL5256-LPB3S2 	Ortronics® Low Profile Adapter Cover Plate – Accepts Ortronics® datacom inserts. Accepts three Series II devices. Low profile adapter included.
AL5256-MABRT 	Ortronics® Cover Plate – Accepts Ortronics® datacom inserts. Supplied with both adapters to accommodate six TracJack devices or three Series II devices.	AL5256-2LPB3S2 	Ortronics® Low Profile Adapter Cover Plate – Accepts Ortronics® datacom inserts. Accepts six Series II devices. Two low profile adapters included.
AL5256-DMABRT 	Duplex & Ortronics® Cover Plate – Accepts Ortronics® datacom inserts. Supplied with both adapters to accommodate six TracJack devices or three Series II devices.	AL5256-Z 	Mouse Hole Device Cover Plate – Facilitates exit of voice or data communication cabling. Grommet furnished.
AL5256-GMABRT 	GFCI & Ortronics® Cover Plate – Accepts Ortronics® datacom inserts. Supplied with both adapters to accommodate six TracJack devices or three Series II devices.	AL5260 	Offset Divider – Used to allow device offsets and to extend over ribs in the raceway base. Snap fits into base.

* Refer to the Communications Connectivity section of the current version of ED1560 (Legrand/Wiremold Catalog) for information on CM2 Series modules.

NOTES



Electrical Wiring Systems

60 Woodlawn Street
West Hartford, CT 06110
Phone: 1.877.BY.LEGRAND (295-3472)
www.legrand.us

570 Applewood Crescent
Vaughan, Ontario L4K 4B4
Phone: 905.738.9195
www.legrand.ca



Mouser Electronics

Authorized Distributor

Click to View Pricing, Inventory, Delivery & Lifecycle Information:

Wiremold:

[AL5200WC](#) [AL5200WC2](#) [AL5200WC3](#) [AL5201](#) [AL5209](#) [AL5210B](#) [AL5210B1](#) [AL5210B2](#) [AL5210B3](#) [AL5211](#)
[AL5214](#) [AL5215](#) [AL5216](#) [AL5217](#) [AL5217A](#) [AL5217N](#) [AL5218](#) [AL5246-B](#) [AL5246-D](#) [AL5246-DD](#) [AL5246-F](#)
[AL5246-G](#) [AL5256-2A](#) [AL5256-2LPB3S2](#) [AL5256-ABRT](#) [AL5256-ACT2LP](#) [AL5256-ACTLPB](#) [AL5256-ACTMAB](#)
[AL5256-D2A](#) [AL5256-DABRT](#) [AL5256-DACT](#) [AL5256-DMABRT](#) [AL5256-DZ](#) [AL5256-G2A](#) [AL5256-GABRT](#) [AL5256-](#)
[GACT](#) [AL5256-GMABRT](#) [AL5256-GZ](#) [AL5256-LPB3S2](#) [AL5256-MABRT](#) [AL5256-Z](#) [AL5260](#) [AL5200B-10US](#)
[AL5200B-5US](#) [AL5200C-10US](#) [AL5200C-5US](#) [AL5200D-10US](#) [AL5200D-5US](#) [AL5210BUS](#) [AL5256-D2AUS](#)