
Feature -

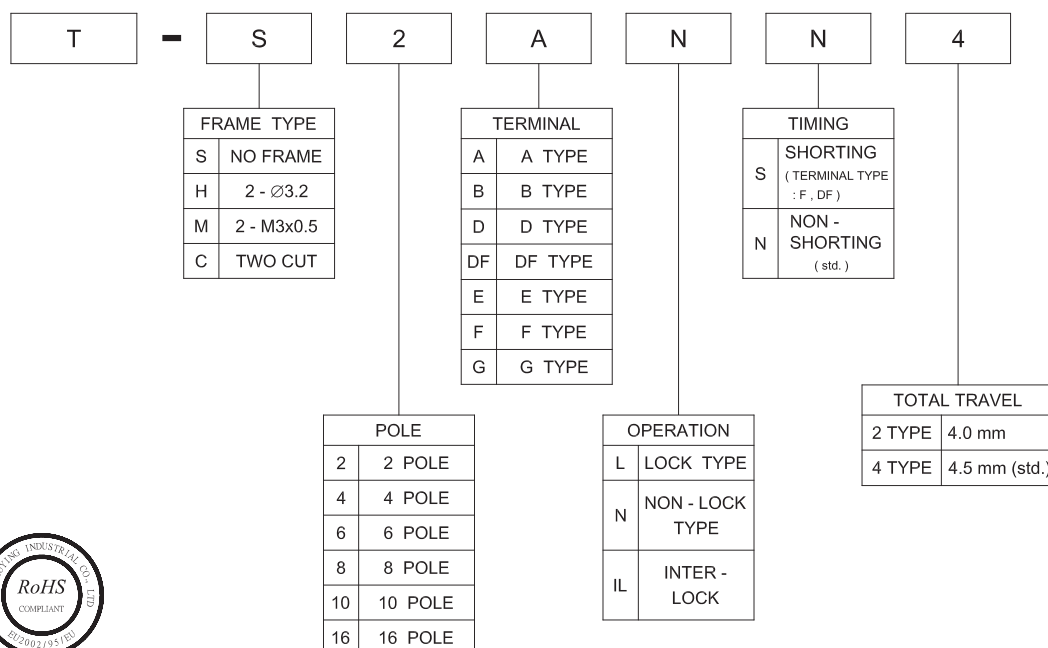
multiple keys and poles
 interlock and individual lock

Application -

various switching purpose
 in all home electronic equipments
 and industrial electronic equipments

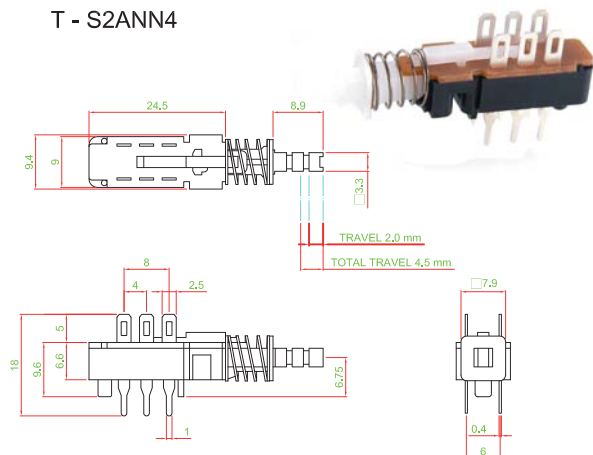
SPECIFICATIONS

SWITCH SPECIFICATIONS	
POLE - POSITION	2P2T , 4P2T , 6P2T , 8P2T , 10P2T , 16P2T Momentary and Lock Type are Available
CONTACT RATING	25 V DC , 1 A ; 125 V AC , 0.2 A
CONTACT RESISTANCE	40 mΩ MAX. 1.5 V DC ; 100 mA , by Method of Voltage DROP
INSULATION RESISTANCE	100 MΩ MIN. 500 V DC
DIELECTRIC STRENGTH	Breakdown is not Allowable ; 500 V AC for 1 Minute
OPERATING FORCE	2P2T , 4P2T , 6P2T : 350 ± 150gf 8P2T , 10P2T , 16P2T : 600 ± 150gf
OPERATING LIFE	10,000 cycles
OPERATING TEMPERATURE RANGE	-20°C ~ 70°C
OPERATING TRAVEL	2.0 ± 0.3 mm

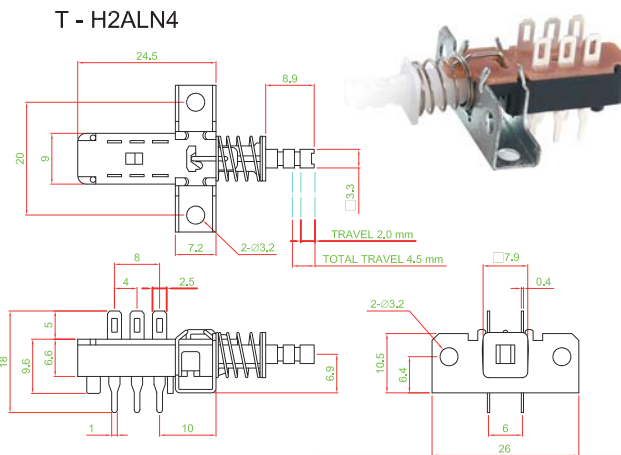
HOW TO ORDER


► DIMENSION

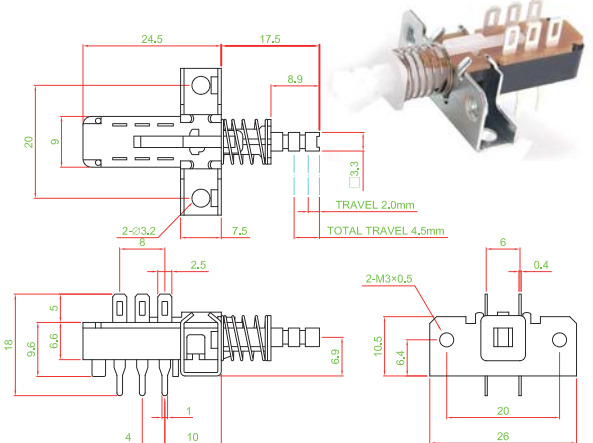
T - S2ANN4



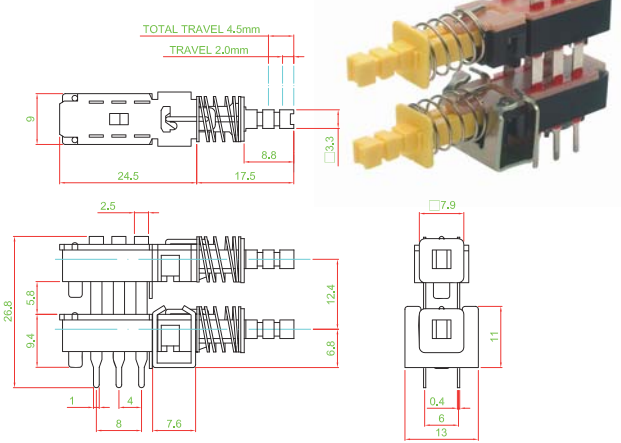
T - H2ALN4



T - M2ANN4

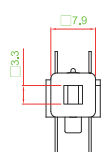


T - C2GNN2x2

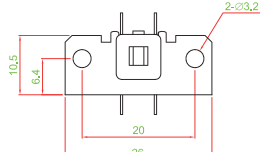


► FRAME TYPE

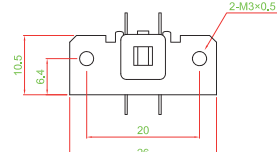
S TYPE



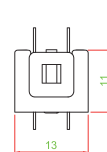
H TYPE



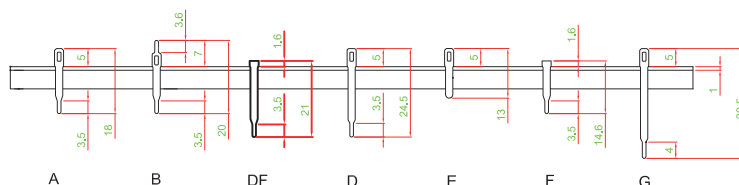
M TYPE

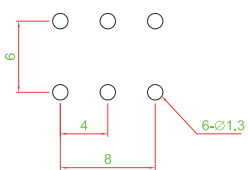
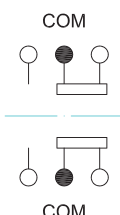


C TYPE

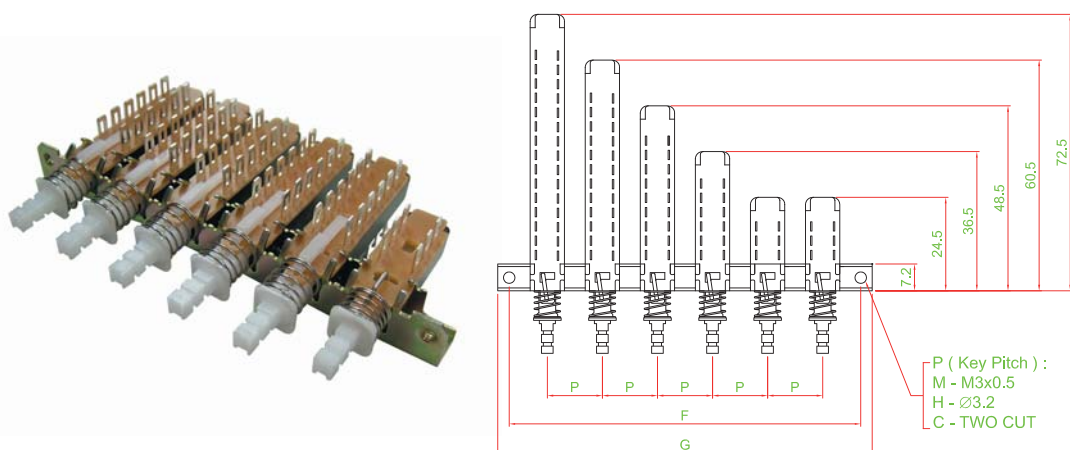


► FRAME TYPE



▶ P.C.B LAYOUT	▶ SCHEMATIC	▶ POLE & LENGTH														
		<table><tr><th>POLE</th><th>2</th><th>4</th><th>6</th><th>8</th><th>10</th><th>16</th></tr><tr><th>L(mm)</th><td>24.5</td><td>36.5</td><td>48.5</td><td>60.5</td><td>72.5</td><td>108.5</td></tr></table>	POLE	2	4	6	8	10	16	L(mm)	24.5	36.5	48.5	60.5	72.5	108.5
POLE	2	4	6	8	10	16										
L(mm)	24.5	36.5	48.5	60.5	72.5	108.5										
		<div>▶ MATERIAL</div> <ul style="list-style-type: none">■ ACTUATOR : POM■ TERMINAL : BRASS SILVER PLATING■ BASE FRAME : POM■ SPRING : STAINLESS STEEL														

▶ INTER-LOCK & LENGTH



SIZE PITCH	G	F		G	F		G	F		G	F		G	F
10	26	20	1	46	40	3	66	60	5	86	80	7	106	100
12.5	24	18		51	45		76	70		101	95		126	120
15				56	50		86	80		116	110		146	140
17.5				61	55		96	90		131	125		166	160
20			2	66	60	4	106	100	6	146	140	8	186	180
10	36	30		56	50		76	70		96	90		116	110
12.5	38.5	32.5		63.5	57.5		88.5	82.5		113.5	107.5		138.5	132.5
15	41	35		71	65		101	95		131	125		161	155
17.5	43.5	37.5	F	78.5	72.5	F	113.5	107.5	F	148.5	142.5	F	183.5	177.5
20	46	40		86	80		126	120		166	160		206	200

▶ MULTI - KEY TYPE AND INTER - LOCK TYPE

 FRAME TYPE M ☐ M3x0.5 H ☐ Ø3.2 C ☐ TWO CUT

KEY	1	2	3	4	5	6	7	8	9	10	11	12	13	14	15	16
OPTION / 選項																
POLE / 回路數																
TERMINAL TYPE / 端子																
OPERATING / 動作																
TIMING N / S																
TRAVEL / 行程																
KNOB																
PITCH / 間距	<input type="checkbox"/> 10mm <input type="checkbox"/> 12.5mm <input type="checkbox"/> 15mm <input type="checkbox"/> 17.5mm <input type="checkbox"/> 20mm <input type="checkbox"/> 25mm <input type="checkbox"/> 30mm															

Mouser Electronics

Authorized Distributor

Click to View Pricing, Inventory, Delivery & Lifecycle Information:

[Well Buying:](#)

[T-S2ALN4](#)