



Feature -

multiple keys and poles  
interlock and individual lock

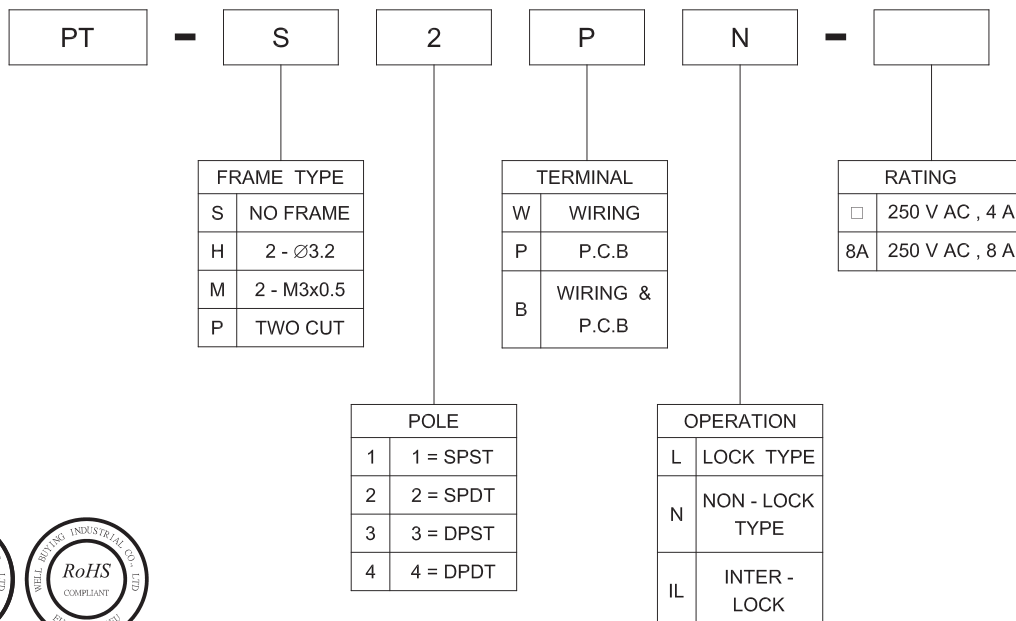
Application -


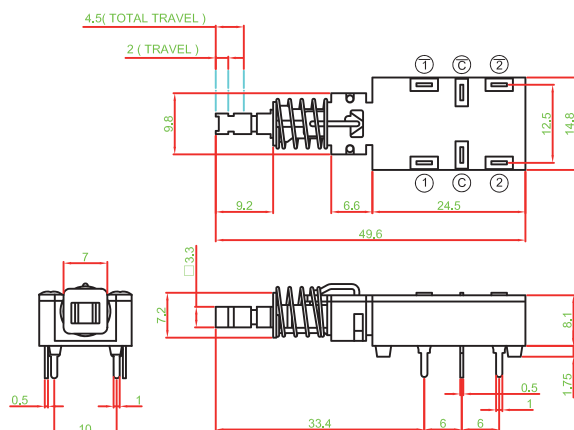

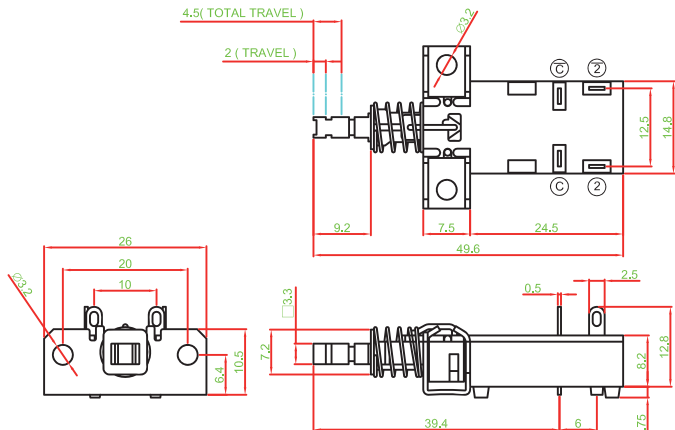
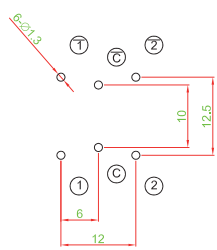
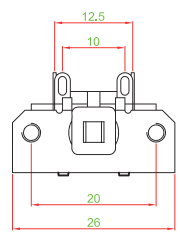
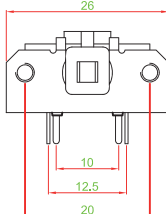
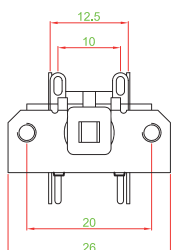
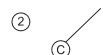
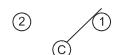
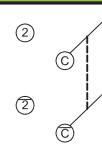
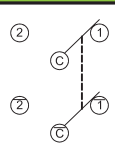
various switching purpose  
in all home electronic equipments  
and industrial electronic equipments

► SPECIFICATIONS

SWITCH SPECIFICATIONS	
POLE - POSITION	SPST , SPDT , DPST , DPDT , are Available
CONTACT RATING	250 V AC , 4 A or 250 V AC , 8 A
CONTACT RESISTANCE	100 mΩ MAX. 1.5 V DC ; 100 mA , by Method of Voltage DROP
INSULATION RESISTANCE	500 MΩ MIN. 500 V DC
DIELECTRIC STRENGTH	Breakdown is not Allowable ; 1,000 V AC for 1 Minute
OPERATING FORCE	600 ± 200 gf
OPERATING LIFE	10,000 cycles
OPERATING TEMPERATURE RANGE	-20°C ~ 70°C
TOTAL TRAVEL	TRAVEL : 2.0 ± 0.3 mm TOTAL TRAVEL : 4.5 ± 0.3 mm

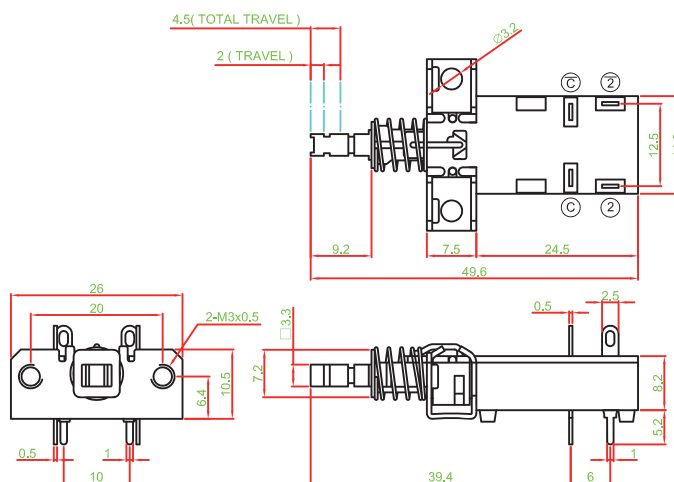
► HOW TO ORDER



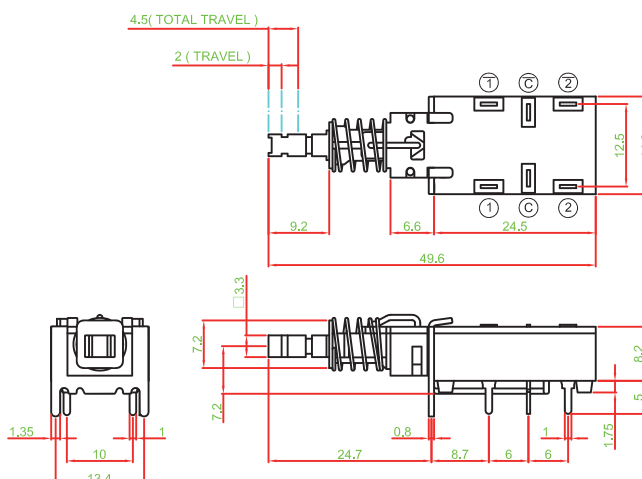
▶ DIMENSION			
PT - S4PL		<div></div> <div></div>	
PT - H3WL		<div></div> <div></div>	
▶ TERMINAL TYPE		▶ P.C.B LAYOUT	
W TYPE ( WIRING )	P TYPE ( P.C.B )	B TYPE ( W & P )	<div></div>
<div></div>	<div></div>	<div></div>	
▶ SCHEMATIC			
SPST	SPDT	DPST	DPDT
<div></div>	<div></div>	<div></div>	<div></div>

## ► DIMENSION

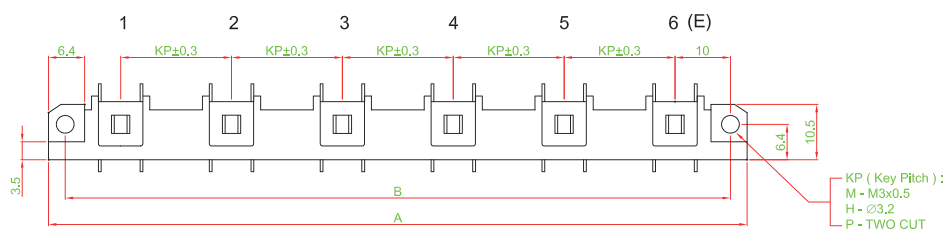
PT - M3BL



PT - P4PL



## ► INTER-LOCK & LENGTH



間距一覽表 ( L 尺寸 )												單位 : mm	
Pitch	Size	1	2	3	4	5	6	7	8	9	10	11	12
KP = 15	B	20	35	50	65	80	95	110	125	140	155	170	185
	A	26	41	56	71	86	101	116	131	146	161	176	191
KP = 17.5	B	—	37.5	55	72.5	90	107.5	125	142.5	160	177.5	195	212.5
	A	—	43.5	61	78.5	96	113.5	131	148.5	166	183.5	201	218.5
KP = 20	B	—	40	60	80	100	120	140	160	180	200	220	240
	A	—	46	66	86	106	126	146	166	186	206	226	246

# Mouser Electronics

Authorized Distributor

Click to View Pricing, Inventory, Delivery & Lifecycle Information:

Well Buying:

[PT-S4PL](#) [PT-M4BL](#) [PT-S3WL](#)