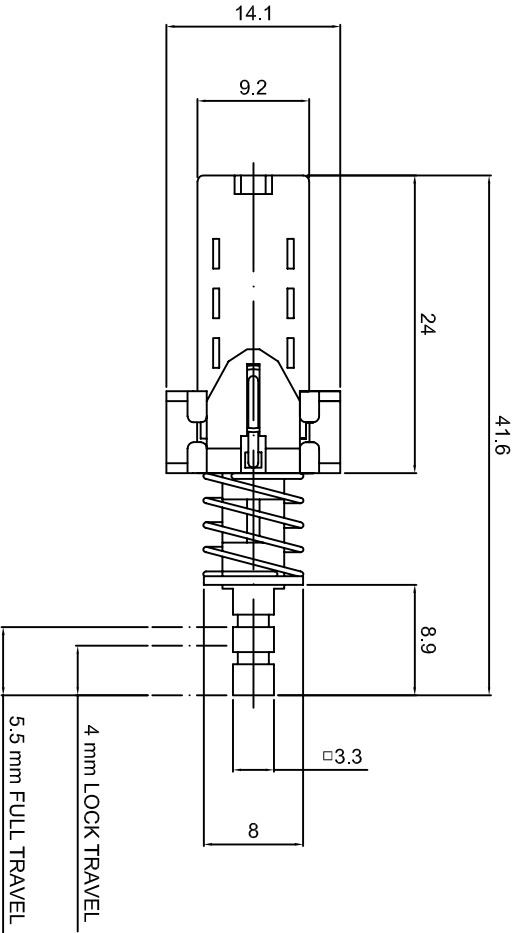
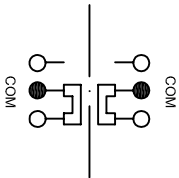


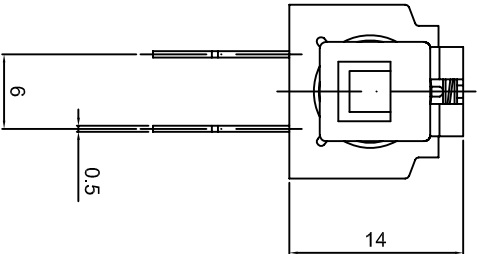
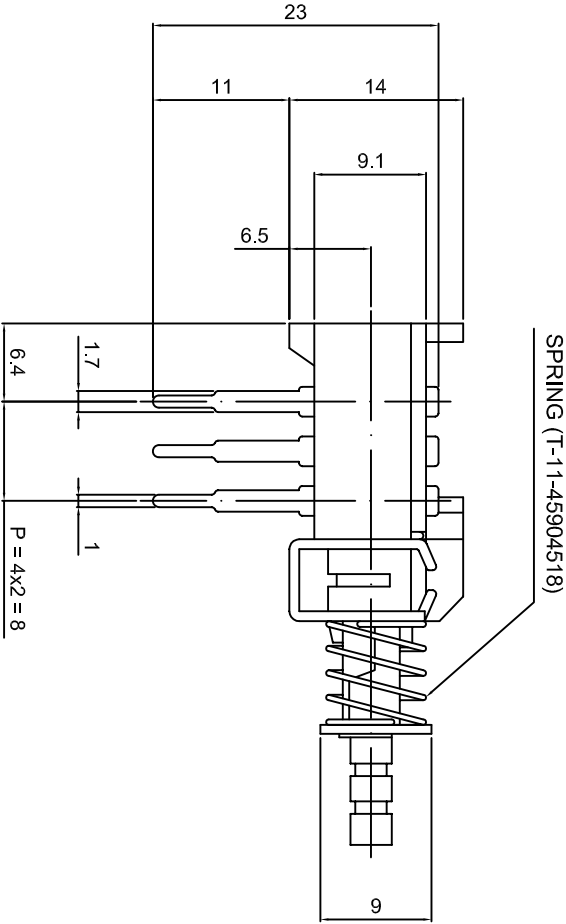
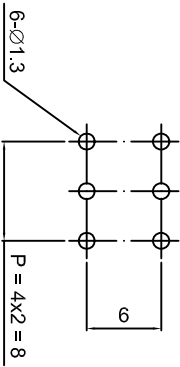
DIMENSION	TOLERANCE
BELOW 10 mm	± 0.3
10~100 mm	± 0.5
ABOVE 100 mm	± 0.8
ANGLE	± 3°



SCHEMATIC



P.C.B. LAYOUT



1. RATING : 100 V AC , 0.5 A or 250 V AC , 0.2A .
25 V DC , 1A .
2. CONTACT RESISTANCE : 40 mΩ MAX .
3. INSULATION RESISTANCE : 500 V DC , 100 MΩ MIN .
4. OPERATION TEMPERATURE : -20°C ~ 70°C .
5. OPERATING FORCE : 250±100gf (2P2T) ,
350±100gf (4P2T) .
6. OPERATING LIFE : 10,000 CYCLES .
7. TRAVEL : LOCK TRAVEL - 4.0 ± 0.3 mm
FULL TRAVEL - 5.5 ± 0.3 mm

				DATE	2005/03/28	UNIT	mm	MODE	PUSH BUTTON SWITCH
				APPROVAL	KAVEN	SCALE	1 : 1	PART	A-C2ELN4-1
				CONFIRM		VIEW		2D FILE NAME	A-C2ELN4-1
DATE	APPROVAL	DESIGN	ENGINEERING CHANGE DESCRIPTION						
				DESIGN	REBECCA	VER.	01	3D FILE NAME	

Mouser Electronics

Authorized Distributor

Click to View Pricing, Inventory, Delivery & Lifecycle Information:

[Well Buying:](#)

[A-C2ELN4-1](#)