


# Power Metal Plate™ Current Sense Resistors, Low Value (2 mΩ to 8 mΩ), Hybrid Mount, High Power



## LINKS TO ADDITIONAL RESOURCES



## FEATURES

- 3939 size package with Kelvin terminals
- Ideal for all types of current sensing and pulse applications including switching and linear power supplies, instruments, power amplifiers, shunts, and high power current sensing modules
- Proprietary processing technique produces low resistance values (2 mΩ to 8 mΩ)
- Solid metal manganese-copper and nickel-chromium alloy resistive element with low TCR (< 30 ppm/°C)
- Max. solder temperature up to 280 °C / 30 s or 250 °C / 5 min
- Very low inductance < 10 nH
- Finishes available for wire bonding, sintering, and soldering (backside); Electroless Nickel Immersion Gold (ENIG)
- Low thermal EMF (< 2 μV/°C)
- AEC-Q200 qualified
- Material categorization: for definitions of compliance please see [www.vishay.com/doc?99912](http://www.vishay.com/doc?99912)



## Note

\* This datasheet provides information about parts that are RoHS-compliant and / or parts that are non RoHS-compliant. For example, parts with lead (Pb) terminations are not RoHS-compliant. Please see the information / tables in this datasheet for details

## STANDARD ELECTRICAL SPECIFICATIONS

GLOBAL MODEL	SIZE	POWER RATING W	TOLERANCE %	RESISTANCE VALUE RANGE Ω	WEIGHT (typical) g/1000 pieces
WFP3939	3939	20 at 120 °C	± 1.0, ± 5.0	0.002 to 0.005	437
WFPB3939	3939	20 at 120 °C	± 1.0, ± 5.0	0.0051 to 0.008	437

## Note

(1) Terminal temperature

## GLOBAL PART NUMBER INFORMATION

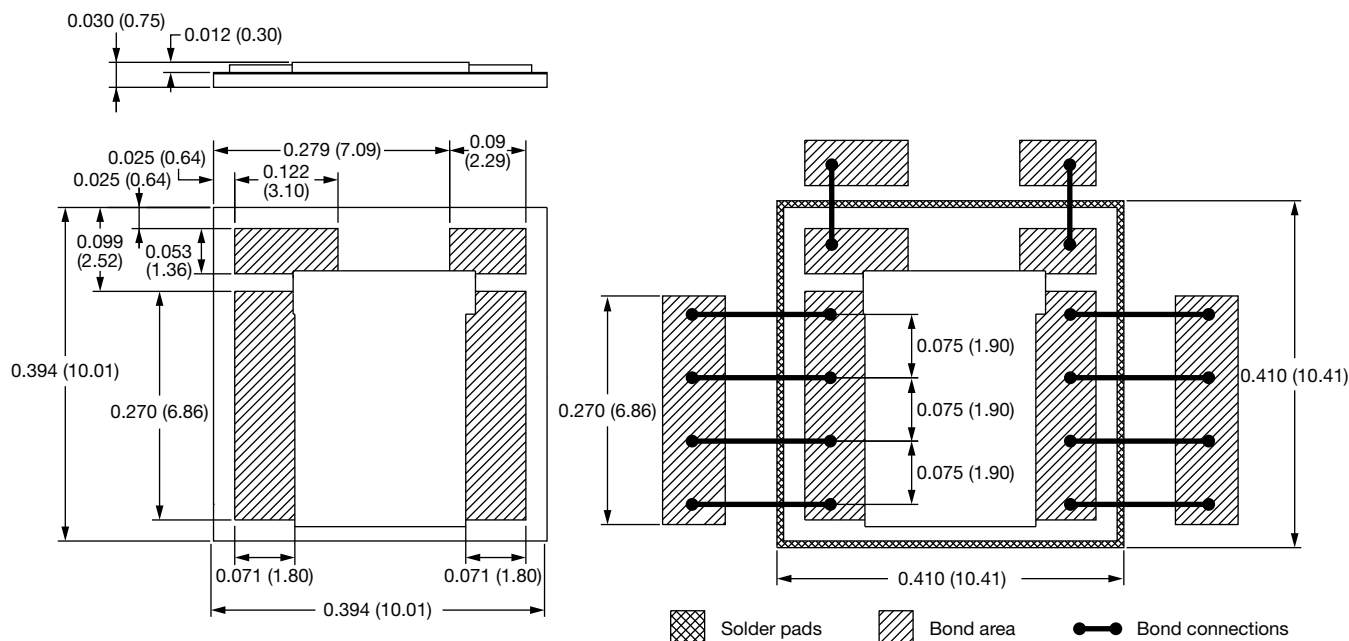
Global Part Numbering Example: WFP39392L000FEA

W	F	P	A	3	9	3	9	2	L	0	0	0	F	E	A		
GLOBAL MODEL (3 digits)			ELEMENT MATERIAL (1 digit)		CASE SIZE (4 digits)			RESISTANCE VALUE (5 digits)			TOLERANCE CODE (1 digit)		PACKAGING CODE (1) (2 digits)		SPECIAL (2 digits)		
WFP			A = CuMn B = NiCrAl		3939			L = mΩ* R = decimal 2L000 = 0.002 Ω R0100 = 0.01 Ω * Use "L" for resistance values < 0.01 Ω			F = ± 1.0 % J = ± 5.0 %		EA = lead (Pb)-free, tape / reel EK = lead (Pb)-free, bulk		Dash numbers 1 thru 99 as applicable		

## Notes

- Resistance values available per WSL decade values ([www.vishay.com/doc?30117](http://www.vishay.com/doc?30117))
- (1) Packaging code: EB (lead (Pb)-free) is a non-standard packaging code designating 500 piece reels. This non-standard packaging code is identical to our standard EA (lead (Pb)-free), except that it has a package quantity of 500 pieces

TECHNICAL SPECIFICATIONS		
PARAMETER	UNIT	3939 RESISTOR CHARACTERISTICS
Temperature coefficient (20 °C to 60 °C) (complete resistor)	ppm/°C	± 75
Temperature coefficient (20 °C to 60 °C) (only element material)	ppm/°C	± 30
Operating temperature range	°C	-65 to +170
Dielectric withstanding	V <sub>AC</sub>	100
Maximum working voltage	V	$(P \times R)^{1/2}$
Maximum terminal temperature	°C	120

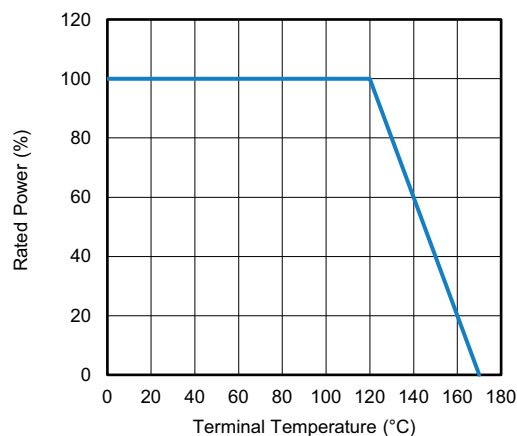
**DIMENSIONS** in inches (millimeters)

**Note**

- Thermal resistance (°C/W): < 2.5 °C/W

	MATERIAL	MIN. (μm)	MAX. (μm)
Backside finish	Au	0.05	0.15
	Ni	3.1	6.1
Top side termination	Au	0.05	0.15
	Ni	3.1	6.1
	Cu (reference only)	50	
	Ni (WFMB only)	< 0.01	



## DERATING



## PERFORMANCE

TEST	CONDITIONS OF TEST	TEST LIMITS	TYPICAL PERFORMANCE	
			ALLOY A CuMn	ALLOY B NiCr
Thermal shock	-55 °C to +150 °C, 1000 cycles, 15 min at each extreme	± 0.5 %	± 0.65 %	± 0.1 %
Short time overload	2 x rated power, 5 s	± 0.5 %	± 0.05 %	± 0.05 %
Low temperature storage	-55 °C for 45 min	± 0.1 %	± 0.1 %	± 0.1 %
High temperature exposure	1000 h at +170 °C	± 1.0 %	± 0.6 %	± 0.1 %
Bias humidity	+85 °C, 85 % RH, 10 % power, 1000 h	± 0.5 %	± 0.2 %	± 0.1 %
Mechanical shock	100 g's for 6 ms, 5 pulses	± 0.2 %	± 0.05 %	± 0.05 %
Vibration	Frequency varied, 10 Hz to 2000 Hz in 1 min, 3 directions, 12 h	± 0.2 %	± 0.05 %	± 0.05 %
Load life	1000 h at 125 °C, 1.5 h "ON", 0.5 h "OFF"	± 1.0 %	± 0.8 %	± 0.1 %
Resistance to solder heat	MIL-STD-202, method 210, test condition K	± 0.3 %	± 0.2 %	± 0.05 %
Moisture resistance	MIL-STD-202, method 106, 0 % power, 7b not required	± 0.3 %	± 0.05 %	± 0.05 %

## PACKAGING (1)

MODEL	REEL			
	TAPE WIDTH	DIAMETER	PIECES/REEL	CODE
WFP3939 WFPB3939	16 mm / embossed plastic	330 mm / 13"	3000	EA

## Notes

- Embossed carrier tape per EIA-481

(1) Additional packaging details at [www.vishay.com/doc?20051](http://www.vishay.com/doc?20051)



## Disclaimer

ALL PRODUCT, PRODUCT SPECIFICATIONS AND DATA ARE SUBJECT TO CHANGE WITHOUT NOTICE TO IMPROVE RELIABILITY, FUNCTION OR DESIGN OR OTHERWISE.

Vishay Intertechnology, Inc., its affiliates, agents, and employees, and all persons acting on its or their behalf (collectively, "Vishay"), disclaim any and all liability for any errors, inaccuracies or incompleteness contained in any datasheet or in any other disclosure relating to any product.

Vishay makes no warranty, representation or guarantee regarding the suitability of the products for any particular purpose or the continuing production of any product. To the maximum extent permitted by applicable law, Vishay disclaims (i) any and all liability arising out of the application or use of any product, (ii) any and all liability, including without limitation special, consequential or incidental damages, and (iii) any and all implied warranties, including warranties of fitness for particular purpose, non-infringement and merchantability.

Statements regarding the suitability of products for certain types of applications are based on Vishay's knowledge of typical requirements that are often placed on Vishay products in generic applications. Such statements are not binding statements about the suitability of products for a particular application. It is the customer's responsibility to validate that a particular product with the properties described in the product specification is suitable for use in a particular application. Parameters provided in datasheets and / or specifications may vary in different applications and performance may vary over time. All operating parameters, including typical parameters, must be validated for each customer application by the customer's technical experts. Product specifications do not expand or otherwise modify Vishay's terms and conditions of purchase, including but not limited to the warranty expressed therein.

Hyperlinks included in this datasheet may direct users to third-party websites. These links are provided as a convenience and for informational purposes only. Inclusion of these hyperlinks does not constitute an endorsement or an approval by Vishay of any of the products, services or opinions of the corporation, organization or individual associated with the third-party website. Vishay disclaims any and all liability and bears no responsibility for the accuracy, legality or content of the third-party website or for that of subsequent links.

Except as expressly indicated in writing, Vishay products are not designed for use in medical, life-saving, or life-sustaining applications or for any other application in which the failure of the Vishay product could result in personal injury or death. Customers using or selling Vishay products not expressly indicated for use in such applications do so at their own risk. Please contact authorized Vishay personnel to obtain written terms and conditions regarding products designed for such applications.

No license, express or implied, by estoppel or otherwise, to any intellectual property rights is granted by this document or by any conduct of Vishay. Product names and markings noted herein may be trademarks of their respective owners.

# Mouser Electronics

Authorized Distributor

Click to View Pricing, Inventory, Delivery & Lifecycle Information:

Vishay:

[WFOA39394L000FEB](#) [WFPB39395L000FEB](#) [WFPB39397L000FEB](#) [WFPB39396L000FEB](#) [WFOA39392L000FEB](#)  
[WFOA39393L000FEB](#) [WFPB39398L000FEB](#)