


Thick Film Capacitor Networks, Single-In-Line, Conformal Coated SIP



FEATURES

- Isolated and bussed schematics available
- NP0 or X7R capacitors for line terminator
- Wide operating temperature range (- 55 °C to 125 °C)
- Epoxy based conformal coating
- Solder coated copper terminals
- Solderability per MIL-STD-202 method 208E
- Marking resistance to solvents per MIL-STD-202 method 215
- Material categorization: For definitions of compliance please see www.vishay.com/doc?99912



Available


RoHS*

Available

**HALOGEN
FREE**

Note

* This datasheet provides information about parts that are RoHS-compliant and/or parts that are non-RoHS-compliant. For example, parts with lead (Pb) terminations are not RoHS-compliant. Please see the information/tables in this datasheet for details.

STANDARD ELECTRICAL SPECIFICATIONS

MODEL	SCHEMATIC	CAPACITANCE RANGE		CAPACITANCE TOLERANCE (2) ± %	CAPACITANCE VOLTAGE V _{DC}
		NP0 (1)	X7R		
TCN	01	33 pF to 3900 pF	470 pF to 0.1 μF	10, 20	50
	02	33 pF to 3900 pF	470 pF to 0.1 μF	10, 20	50
	09	33 pF to 3900 pF	470 pF to 0.1 μF	10, 20	50

Notes

- (1) NP0 capacitors may be substituted for X7R capacitors.
(2) Tighter tolerances available on request.

GLOBAL PART NUMBER INFORMATION

New Global Part Numbering: TCN0801N101KT B (preferred part number format)

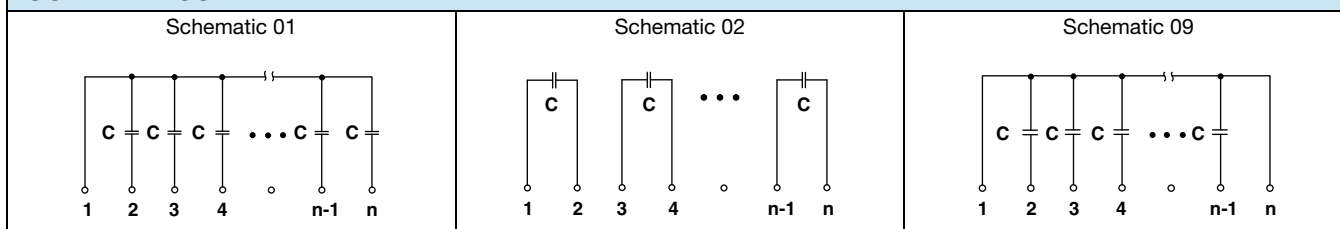
GLOBAL MODEL	PIN COUNT	SCHEMATIC	CHARACTERISTICS	CAPACITANCE VALUE	TOLERANCE	TERMINAL FINISH	PACKAGING
TCN	06 to 12 pin available 06 = 6 pin 08 = 8 pin 12 = 12 pin	01 02 09	N = NP0 X = X7R	(In picofarads) 2 digit significant figure, followed by a multiplier 101 = 100 pF 392 = 3000 pF 104 = 0.1 μF	K = 10 % M = 20 %	T = Sn90/Pb10 C = Sn95.5/ Ag3.9/ Cu0.6	B = Bulk

Historical Part Numbering: TCN0801N101KS10 (will continue to be accepted)

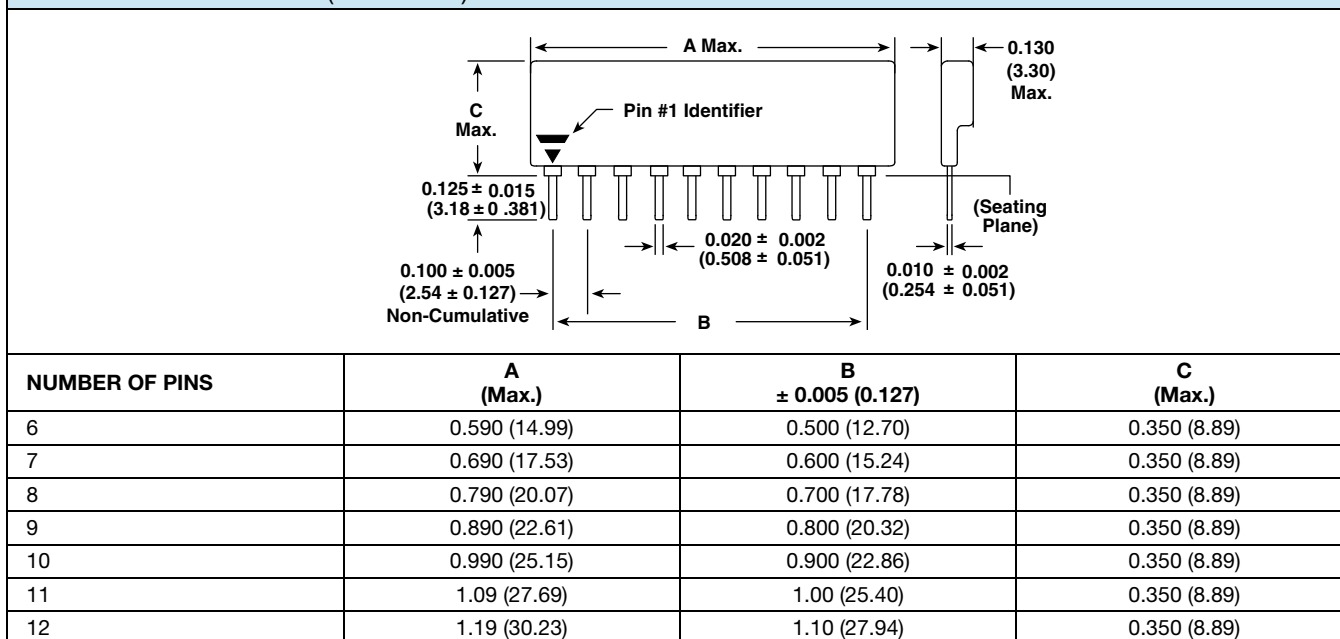
TCN	08	01	101	K	S10
HISTORICAL MODEL	PIN COUNT	SCHEMATIC	CAPACITANCE VALUE	TOLERANCE	TERMINAL FINISH

Note

- For additional information on packaging, refer to the Through-hole Network Packaging document (www.vishay.com/doc?31542).

SCHEMATICS

Note

- Custom schematics available.

DIMENSIONS in inches (millimeters)




Disclaimer

ALL PRODUCT, PRODUCT SPECIFICATIONS AND DATA ARE SUBJECT TO CHANGE WITHOUT NOTICE TO IMPROVE RELIABILITY, FUNCTION OR DESIGN OR OTHERWISE.

Vishay Intertechnology, Inc., its affiliates, agents, and employees, and all persons acting on its or their behalf (collectively, "Vishay"), disclaim any and all liability for any errors, inaccuracies or incompleteness contained in any datasheet or in any other disclosure relating to any product.

Vishay makes no warranty, representation or guarantee regarding the suitability of the products for any particular purpose or the continuing production of any product. To the maximum extent permitted by applicable law, Vishay disclaims (i) any and all liability arising out of the application or use of any product, (ii) any and all liability, including without limitation special, consequential or incidental damages, and (iii) any and all implied warranties, including warranties of fitness for particular purpose, non-infringement and merchantability.

Statements regarding the suitability of products for certain types of applications are based on Vishay's knowledge of typical requirements that are often placed on Vishay products in generic applications. Such statements are not binding statements about the suitability of products for a particular application. It is the customer's responsibility to validate that a particular product with the properties described in the product specification is suitable for use in a particular application. Parameters provided in datasheets and / or specifications may vary in different applications and performance may vary over time. All operating parameters, including typical parameters, must be validated for each customer application by the customer's technical experts. Product specifications do not expand or otherwise modify Vishay's terms and conditions of purchase, including but not limited to the warranty expressed therein.

Hyperlinks included in this datasheet may direct users to third-party websites. These links are provided as a convenience and for informational purposes only. Inclusion of these hyperlinks does not constitute an endorsement or an approval by Vishay of any of the products, services or opinions of the corporation, organization or individual associated with the third-party website. Vishay disclaims any and all liability and bears no responsibility for the accuracy, legality or content of the third-party website or for that of subsequent links.

Except as expressly indicated in writing, Vishay products are not designed for use in medical, life-saving, or life-sustaining applications or for any other application in which the failure of the Vishay product could result in personal injury or death. Customers using or selling Vishay products not expressly indicated for use in such applications do so at their own risk. Please contact authorized Vishay personnel to obtain written terms and conditions regarding products designed for such applications.

No license, express or implied, by estoppel or otherwise, to any intellectual property rights is granted by this document or by any conduct of Vishay. Product names and markings noted herein may be trademarks of their respective owners.

Mouser Electronics

Authorized Distributor

Click to View Pricing, Inventory, Delivery & Lifecycle Information:

[Vishay:](#)

<u>TCN0901390M</u>	<u>TCN0801102K</u>	<u>TCN0901102K</u>	<u>TCN1001101K</u>	<u>TCN1001N104KTB</u>	<u>TCN0901N102KTB</u>
<u>TCN1001X104KTB</u>	<u>TCN0802X104KTB</u>	<u>TCN0901X102MTB</u>	<u>TCN1001X472KCB</u>	<u>TCN0801X104KCB</u>	
<u>TCN0801X473MCB</u>	<u>TCN0701N101KTB</u>	<u>TCN0801X104KTB</u>	<u>TCN1001N102KTB</u>	<u>TCN0601N272KCB</u>	
<u>TCN0901X103MTB</u>	<u>TCN0801X102KTB</u>	<u>TCN1001X104KCB</u>	<u>TCN0602N102MTB</u>	<u>TCN0801X102MCB</u>	
<u>TCN1001X103MTB</u>	<u>TCN0901X103KTB</u>	<u>TCN0901X104KTB</u>	<u>TCN0901N102KCB</u>	<u>TCN1001X473KTB</u>	
<u>TCN1001N221KCB</u>	<u>TCN0601N102KCB</u>	<u>TCN0901N390MTB</u>	<u>TCN0801X103KTB</u>	<u>TCN1001X103MCB</u>	
<u>TCN0901N102MTB</u>	<u>TCN1001N102KCB</u>	<u>TCN0801N103KTB</u>	<u>TCN1001N222KCB</u>	<u>TCN0901X102KTB</u>	
<u>TCN0901X223KCB</u>					