

## Wirewound Rheostat / Potentiometer



### FEATURES

- 12 W at 25 °C
- CCTU 05-03B (PA9)
- Vitreous style
- Material categorization: for definitions of compliance please see [www.vishay.com/doc299912](http://www.vishay.com/doc299912)

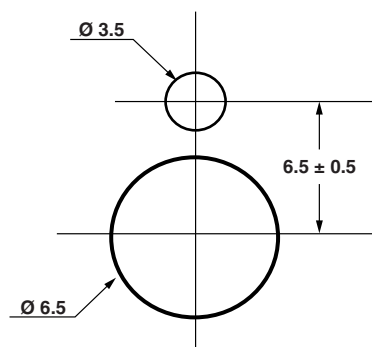
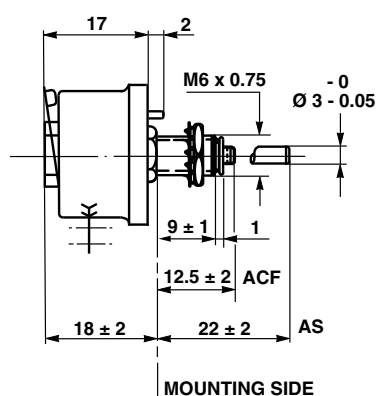
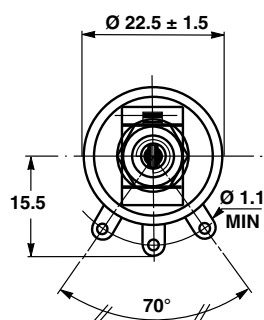


**RoHS**  
COMPLIANT

### DIMENSIONS in millimeters

RT12-PA9

PANEL CUT OUT DETAILS



### STANDARD ELECTRICAL SPECIFICATIONS

MODEL	RESISTANCE RANGE $\Omega$	TOLERANCE $\pm \%$	RATED POWER $P_{25^\circ\text{C}}$ W	VARIATION LAW STANDARD	LIMITING ELEMENT VOLTAGE V	DIELECTRIC STRENGTH $V_{\text{RMS}}$	INSULATION RESISTANCE $\Omega$
RT12	1 to 2.2K	10	12	Linear	300	1000	$10^9\text{M}$ (500 $V_{\text{CC}}$ )

### CLIMATIC SPECIFICATIONS

Temperature range	-55 °C; +320 °C
Climatic category	CCTU 454 CEI 55 / 200 / 56

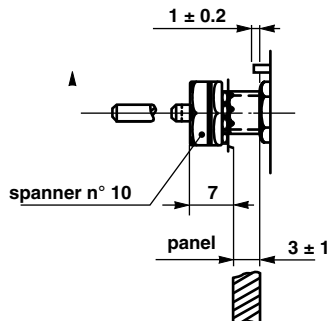
### MECHANICAL SPECIFICATIONS

Mechanical protection	Vitreous
Mechanical travel	$290^\circ + 15^\circ / - 10^\circ$
Operating torque	1 Ncm to 10 Ncm
End stop torque	25 Ncm
Unit weight	18.3 g

## LOCKING DEVICE

The spindle locking device can be fitted only to special units equipped with a slotted bushing.

Order reference: B



SPINDLES			
Ø mm	DISTANCE TO MOUNTING PLATE MM	SCREW DRIVER SLOT	CODE
3	12.5	With	ACF
3	22	Without	AS

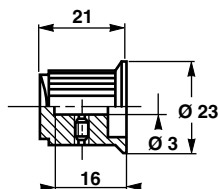
### Note

- For any special requirement on request: spindle flats, etc. Please supply detailed drawing.

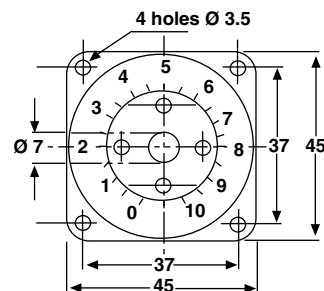
## PARTICULAR CHARACTERISTICS

NOMINAL RESISTANCE Ω	MAX. SERVICE VOLTAGE V	MAX. CURRENT THROUGH WIPER mA
1	3.46	3460
1.5	4.24	2830
2.2	5.14	2340
3.3	6.29	1910
4.7	7.51	1600
6.8	9.03	1330
10	11	1100
15	13.4	900
22	16.3	740
33	19.9	603
47	23.7	505
68	28.6	420
100	34.6	346
150	42.4	283
220	51.4	234
330	62.9	191
470	75.1	160
680	90.3	133
1K	110	110
1.5K	134	90
2.2K	163	74

## COMMAND KNOB: 20JF (OPTION)



## DIAL: CG45 (OPTION)



## MARKING

Vishay Sfernice trademark, series, style, ohmic value (in Ω or kΩ), tolerance (in %), maximum current in A, manufacturing date



### ORDERING INFORMATION

RT	012	AS	1501	K	B	XXX
MODEL	STYLE	SPINDLE	OHMIC VALUE	TOLERANCE	PACKAGING	SPECIAL DESIGN

### GLOBAL PART NUMBER INFORMATION

<b>R</b>	<b>T</b>	<b>0</b>	<b>1</b>	<b>2</b>	<b>A</b>	<b>S</b>	<b>4</b>	<b>7</b>	<b>0</b>	<b>1</b>	<b>K</b>	<b>B</b>
GLOBAL MODEL	SIZE	LOCKING DEVICE (OPT.)	WINDING (OPT.)	COMMAND SHAFT	OHMIC VALUE			TOLERANCE	PACKAGING	SPECIAL		
RT	012	D	BXXX or BXXXX As applicable xxx(x) = internal number	AS = standard (diam: 3 mm) ACF	The three first digits are significant figures and the last digit specifies the number of zeros to follow. R designates decimal point. 2002 = 20 kΩ 4701 = 4.7 kΩ 48R0 = 48 Ω 0R01 = 0.01 Ω			J = 5 % K = 10 %	B = bulk BO10 No standard packaging: N = bulk, qty. open	As applicable Ex = DXxx		

### RELATED DOCUMENTS

#### APPLICATION NOTES

Potentiometers and Trimmers	<a href="http://www.vishay.com/doc?51001">www.vishay.com/doc?51001</a>
Guidelines for Vishay Sfernice Resistive and Inductive Components	<a href="http://www.vishay.com/doc?52029">www.vishay.com/doc?52029</a>



## Disclaimer

ALL PRODUCT, PRODUCT SPECIFICATIONS AND DATA ARE SUBJECT TO CHANGE WITHOUT NOTICE TO IMPROVE RELIABILITY, FUNCTION OR DESIGN OR OTHERWISE.

Vishay Intertechnology, Inc., its affiliates, agents, and employees, and all persons acting on its or their behalf (collectively, "Vishay"), disclaim any and all liability for any errors, inaccuracies or incompleteness contained in any datasheet or in any other disclosure relating to any product.

Vishay makes no warranty, representation or guarantee regarding the suitability of the products for any particular purpose or the continuing production of any product. To the maximum extent permitted by applicable law, Vishay disclaims (i) any and all liability arising out of the application or use of any product, (ii) any and all liability, including without limitation special, consequential or incidental damages, and (iii) any and all implied warranties, including warranties of fitness for particular purpose, non-infringement and merchantability.

Statements regarding the suitability of products for certain types of applications are based on Vishay's knowledge of typical requirements that are often placed on Vishay products in generic applications. Such statements are not binding statements about the suitability of products for a particular application. It is the customer's responsibility to validate that a particular product with the properties described in the product specification is suitable for use in a particular application. Parameters provided in datasheets and / or specifications may vary in different applications and performance may vary over time. All operating parameters, including typical parameters, must be validated for each customer application by the customer's technical experts. Product specifications do not expand or otherwise modify Vishay's terms and conditions of purchase, including but not limited to the warranty expressed therein.

Hyperlinks included in this datasheet may direct users to third-party websites. These links are provided as a convenience and for informational purposes only. Inclusion of these hyperlinks does not constitute an endorsement or an approval by Vishay of any of the products, services or opinions of the corporation, organization or individual associated with the third-party website. Vishay disclaims any and all liability and bears no responsibility for the accuracy, legality or content of the third-party website or for that of subsequent links.

Except as expressly indicated in writing, Vishay products are not designed for use in medical, life-saving, or life-sustaining applications or for any other application in which the failure of the Vishay product could result in personal injury or death. Customers using or selling Vishay products not expressly indicated for use in such applications do so at their own risk. Please contact authorized Vishay personnel to obtain written terms and conditions regarding products designed for such applications.

No license, express or implied, by estoppel or otherwise, to any intellectual property rights is granted by this document or by any conduct of Vishay. Product names and markings noted herein may be trademarks of their respective owners.

# Mouser Electronics

Authorized Distributor

Click to View Pricing, Inventory, Delivery & Lifecycle Information:

[Vishay:](#)

[RT012AP1500KBDD10](#) [RT012AS2200KN](#) [RT012AS2200KB](#) [RT012AS1201KN](#) [RT012AS2201KN](#)  
[RT012AS15R0KB](#) [RT012B700AS5000KB](#)