

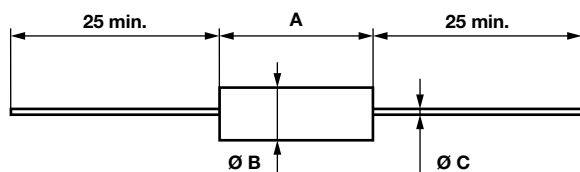
Molded Metal Film High Stability Resistors

FEATURES

- 0.125 W to 0.5 W at 70 °C
- According to CECC 40 101 (002 / 803)
- High long term stability drift < 0.5 % after 1000 h
- Excellent temperature coefficient $\leq \pm 30$ ppm/°C in the range -10 °C to +70 °C
- Excellent initial precision: up to ± 1 %
- High insulation typical values: 10^6 M Ω
- Termination = pure matte tin
- Material categorization: for definitions of compliance please see www.vishay.com/doc?99912


RoHS
COMPLIANT


DIMENSIONS in millimeters



SERIES	A	Ø B	Ø C	WEIGHT in g
RCMS02	6.5 ± 0.2	2.5 ⁺⁰ _{-0.2}	0.6	0.26
RCMS05	10.2 ± 0.2	3.65 ± 0.1	0.6	0.46
RCMS1	16 ± 0.5	6.2 ± 0.2	0.8	1.30

STANDARD ELECTRICAL SPECIFICATIONS

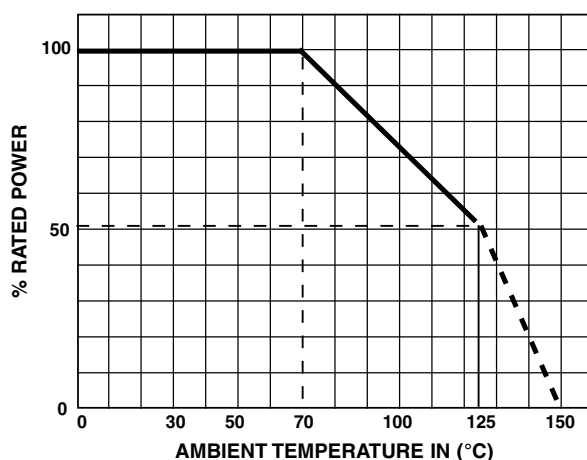
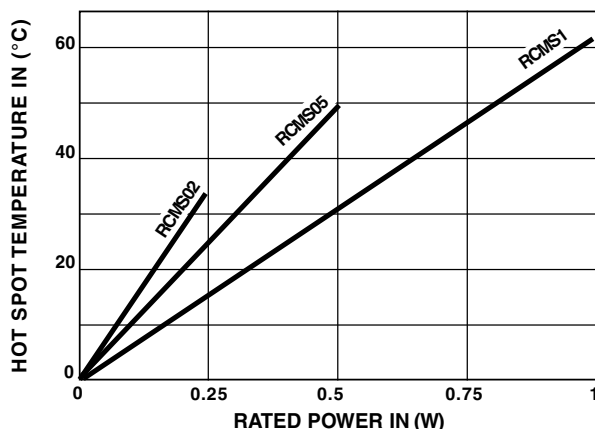
MODEL	RESISTANCE RANGE Ω	RATED POWER $P_{70\text{ °C}}$ W	LIMITING ELEMENT VOLTAGE V	TOLERANCE \pm %	TEMPERATURE COEFFICIENT \pm ppm/°C
RCMS02	1 to 150K	0.125	300	1	30, 50
	1 to 150K	0.250	300	1	30, 50
	1 to 150K	0.500	350	1	30, 50
RCMS05	1 to 1M	0.250	350	1	30, 50
	1 to 1M	0.500	350	1	30, 50
RCMS1	1 to 1M	0.500	400	1	30, 50

TECHNICAL AND QUALITY SPECIFICATIONS

VISHAY SFERNICE SERIES		RCMS02			RCMS05		RCMS1
Reference under CECC 40 101-002		RS58Y	RS64Y	RS71Y	RS63Y	RS69Y	RS68Y
Reference under CECC 40 101-803		BC	-	-	CC	-	DC
MIL-R-105509 F equivalent reference		RN55C	-	-	RN60C	-	RN65C
Power rating at 70 °C		0.125 W	0.250 W	0.500 W	0.250 W	0.500 W	0.500 W
Resistance value range in relation to tolerance ± 1 % E96		1 Ω to 150 k Ω	1 Ω to 150 k Ω	1 Ω to 150 k Ω	1 Ω to 1 M Ω	1 Ω to 1 M Ω	1 Ω to 1 M Ω
Maximum voltage		300 V	300 V	350 V	350 V	350 V	400 V
Critical resistance		-	-	-	490 k Ω	245 k Ω	320 k Ω
Temperature coefficient Rated in the range -55 °C +155 °C		K3 $\leq \pm 50$ ppm/°C					
Typical in the range -10 °C +70 °C		K3 $\leq \pm 30$ ppm/°C					
Insulation resistance (typical)		$\geq 10^7$ M Ω (500 V _{DC})					
Voltage coefficient		10 ppm/V					
Environmental specification		-65 °C / +155 °C / 56 days					

**PERFORMANCE**

TESTS	CONDITIONS	REQUIREMENTS	TYPICAL VALUES AND DRIFTS
Load life at max. category temperature	1000 h at 125 °C 50 % of P_n	$\leq \pm (1 \% + 0.05 \Omega)$ Insulation resist. > 1 G Ω	$\pm 0.5 \%$ or 0.05 Ω Insulation resist. 10 ⁶ M Ω
Short time overload	2.5 U_n / 5 s Limited to 2 U_m	$\leq \pm (0.25 \% + 0.05 \Omega)$	$\pm 0.1 \%$ or 0.05 Ω
Damp heat humidity (steady state)	56 days with low load	$\leq \pm (1 \% + 0.05 \Omega)$ Insulation resist. > 1 G Ω	$\pm 0.5 \%$ or 0.05 Ω Insulation resist. 10 ⁶ M Ω
Rapid temperature change	-55 °C +125 °C	$\leq \pm (0.25 \% + 0.05 \Omega)$	$\pm 0.1 \%$ or 0.05 Ω
Climatic sequence	-55 °C +125 °C severity 1	$\leq \pm (0.5 \% + 0.05 \Omega)$ Insulation resist. > 1 G Ω	$\pm 0.1 \%$ or 0.05 Ω Insulation resist. 10 ⁶ M Ω
Terminal strength	Pull - twist - 2 bends	$\leq \pm (1 \% + 0.05 \Omega)$	$\pm 0.05 \%$ or 0.05 Ω
Vibration	10 Hz to 500 Hz	$\leq \pm (0.25 \% + 0.05 \Omega)$	$\pm 0.05 \%$ or 0.05 Ω
Soldering (thermal shock)	+260 °C 10 s	$\leq \pm (0.25 \% + 0.05 \Omega)$	$\pm 0.1 \%$ or 0.05 Ω
Load life	Cycle 90°/30° 1000 h at P_n at 70 °C	$\leq \pm (1 \% + 0.05 \Omega)$ Insulation resist. > 1 G Ω	$\pm 0.2 \%$ or 0.05 Ω Insulation resist. 10 ⁶ M Ω
Shelf life	1 year ambient temperature	-	$\pm 0.1 \%$ or 0.05 Ω

POWER RATING**TEMPERATURE RISE****PRACTICAL OPERATING TOLERANCES**

Tables 2 and 3 show the basic characteristics and max. values under different stresses. In fact, the values and drifts are maintained to within narrower limits.

Temperature coefficient between -10 °C and +70 °C	K3 ≤ 30 ppm/°C	
LONG LIFE 90°/30° cycles ambient temperature 70 °C	1000 h at P_r	$\pm 0.25 \%$
	10 000 h at P_r	$\pm 0.5 \%$

Thus, in operation under the specified conditions (P_r at 70 °C) the total drift (load life + TCR) of a RCMS K3 does not exceed $\pm 0.5 \%$.

NOISE LEVEL

In a frequency decade, the average noise level increases with the ohmic value and can reach 0.3 μ V/V for the highest values. It is non measurable for $R_n < 2$ k Ω .

MARKING

Printed: Vishay Sfernice trademark, series, ohmic value (in Ω), tolerance (in %), temperature coefficient, manufacturing data. Due to lack of space RCMS 02 is printed MS 02.



GLOBAL PART NUMBER INFORMATION

R	C	M	S	0	5		4	R	6	4	0	F	H	A	2	0
GLOBAL MODEL	SIZE	SPECIAL	OHMIC VALUE				TOLERANCE	TEMPERATURE COEFFICIENT		PACKAGING						
RCMS	02 05 10	As applicable. Contact us.	The first four digits are significant figures and the last digit specifies the number of zeros to follow. R designates decimal point. 4R640 = 4.64 Ω 48701 = 48 700 Ω 10002 = 100 000 Ω R0100 = 0.01 Ω R6800 = 0.68 Ω 27000 = 2700 Ω = 2.7 k Ω				F = 1 %	H = K3, 50 ppm/K		AM500 = A20 AM1000 = A22 BAG50 = S09 BAG100 = S14						



Disclaimer

ALL PRODUCT, PRODUCT SPECIFICATIONS AND DATA ARE SUBJECT TO CHANGE WITHOUT NOTICE TO IMPROVE RELIABILITY, FUNCTION OR DESIGN OR OTHERWISE.

Vishay Intertechnology, Inc., its affiliates, agents, and employees, and all persons acting on its or their behalf (collectively, "Vishay"), disclaim any and all liability for any errors, inaccuracies or incompleteness contained in any datasheet or in any other disclosure relating to any product.

Vishay makes no warranty, representation or guarantee regarding the suitability of the products for any particular purpose or the continuing production of any product. To the maximum extent permitted by applicable law, Vishay disclaims (i) any and all liability arising out of the application or use of any product, (ii) any and all liability, including without limitation special, consequential or incidental damages, and (iii) any and all implied warranties, including warranties of fitness for particular purpose, non-infringement and merchantability.

Statements regarding the suitability of products for certain types of applications are based on Vishay's knowledge of typical requirements that are often placed on Vishay products in generic applications. Such statements are not binding statements about the suitability of products for a particular application. It is the customer's responsibility to validate that a particular product with the properties described in the product specification is suitable for use in a particular application. Parameters provided in datasheets and / or specifications may vary in different applications and performance may vary over time. All operating parameters, including typical parameters, must be validated for each customer application by the customer's technical experts. Product specifications do not expand or otherwise modify Vishay's terms and conditions of purchase, including but not limited to the warranty expressed therein.

Hyperlinks included in this datasheet may direct users to third-party websites. These links are provided as a convenience and for informational purposes only. Inclusion of these hyperlinks does not constitute an endorsement or an approval by Vishay of any of the products, services or opinions of the corporation, organization or individual associated with the third-party website. Vishay disclaims any and all liability and bears no responsibility for the accuracy, legality or content of the third-party website or for that of subsequent links.

Except as expressly indicated in writing, Vishay products are not designed for use in medical, life-saving, or life-sustaining applications or for any other application in which the failure of the Vishay product could result in personal injury or death. Customers using or selling Vishay products not expressly indicated for use in such applications do so at their own risk. Please contact authorized Vishay personnel to obtain written terms and conditions regarding products designed for such applications.

No license, express or implied, by estoppel or otherwise, to any intellectual property rights is granted by this document or by any conduct of Vishay. Product names and markings noted herein may be trademarks of their respective owners.

Mouser Electronics

Authorized Distributor

Click to View Pricing, Inventory, Delivery & Lifecycle Information:

[Vishay:](#)

RCMS0251R10FHS14	RCMS051R620FHS14	RCMS0210500FHS14	RCMS0545300FHA20	RCMS0537400FHA20
RCMS0554900FHA20	RCMS0515801FHS14	RCMS024R990FHS14	RCMS0521102FHS14	RCMS0510001FHS14
RCMS02200R0FHS14	RCMS05390R0FHS14	RCMS0575000FHS14	RCMS054R300FHS14	RCMS0520000FHS14
RCMS0520000FHA20	RCMS058R200FHS14	RCMS0551000FHS14	RCMS0547001FHS14	NY431600FA20
RCMS0511301FHS14	RCMS0510R00FHS14	RCMS05100R0FHS14	RCMS0510000FHS14	RCMS0210000FHS14
RCMS05470R0FHS14	RCMS0556001FHS14	RCMS05475R0FHS14	RCMS0221500FHS14	RCMS0580600FHA20
RCMS059R100FHS14	RCMS0530900FHA20	RCMS0524900FHA20	RCMS0551001FHS14	RCMS0518701FHS14
RCMS0547000FHS14	RCMS0566500FHA20	RCMS055R600FHS14	RCMS053R900FHS14	RCMS0515400FHA20
RCMS05510R0FHS14	RCMS0512102FHS14	RCMS0235701FHS14	RCMS0226701FHS14	RCMS0210202FHS14
RCMS021R240FHS14	RCMS0223701FHS14	RCMS0259000FHS14	RCMS0210200FHS14	RCMS0524900FHS14
RCMS0211001FHS14	RCMS0566500FHS14	RCMS0213002FHS14	RCMS0523200FHS14	RCMS0510003FHS14
RCMS0520001FHS14	RCMS0511500FHS14	RCMS0511800FHS14	RCMS05150R0FHS14	RCMS0220000FHS14
RCMS0210002FHA20	RCMS0233201FHA22	RCMS0210001FHS14	RCMS0273R20FHA20	RCMS021R000FHA22
RCMS0210R00FHA22				