



Rack and Panel Connectors Military, MIL-C-28748/7/8 Qualified Microminiature Rectangular



FEATURES

- Qualified to MIL-C-28748/7/8
- Solder cup contacts
- Fixed and turnable screwlocks
- Closed entry socket contacts
- Group A, B testing per MIL-C-28748

APPLICATIONS

Especially suited for use in airborne, instrumentation and portable equipment applications or wherever the following requirements must be met: Minimum space and weight without sacrifice of performance, high quality materials, long service life, high vibration and shock resistance and positive locking.

ELECTRICAL SPECIFICATIONS

Current Rating: Model MM22 = 5 A

Breakdown Voltage: At sea level: 2000 V_{RMS}

At 70 000 feet: 500 V_{RMS}

MATERIAL SPECIFICATIONS

Contact Pin: Phosphor bronze

Contact Socket: Phosphor bronze

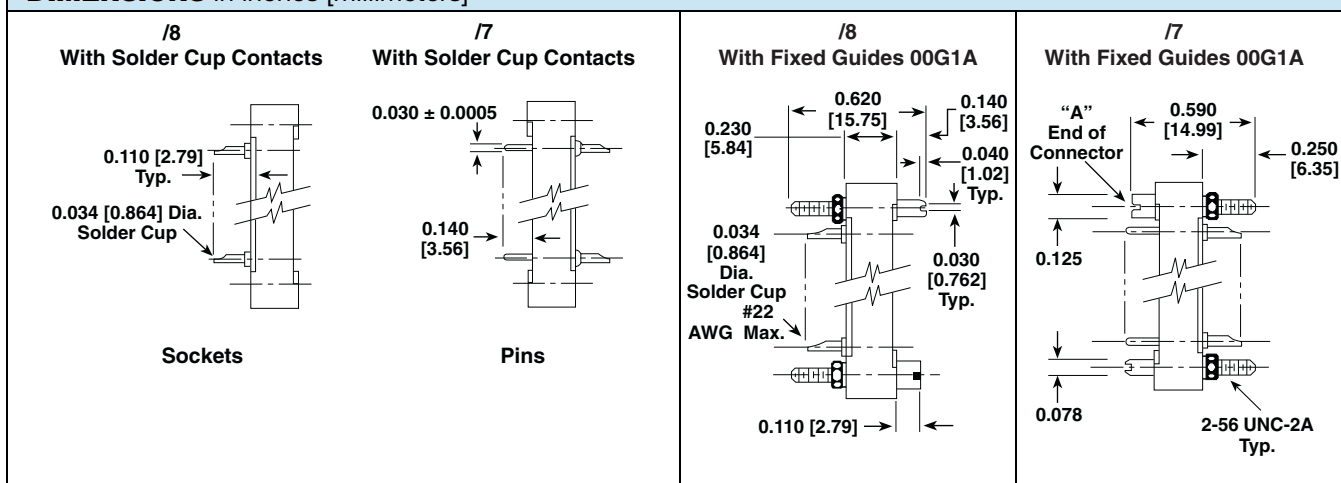
Contact Plating: Gold 50 micro-inches per ASTM B488

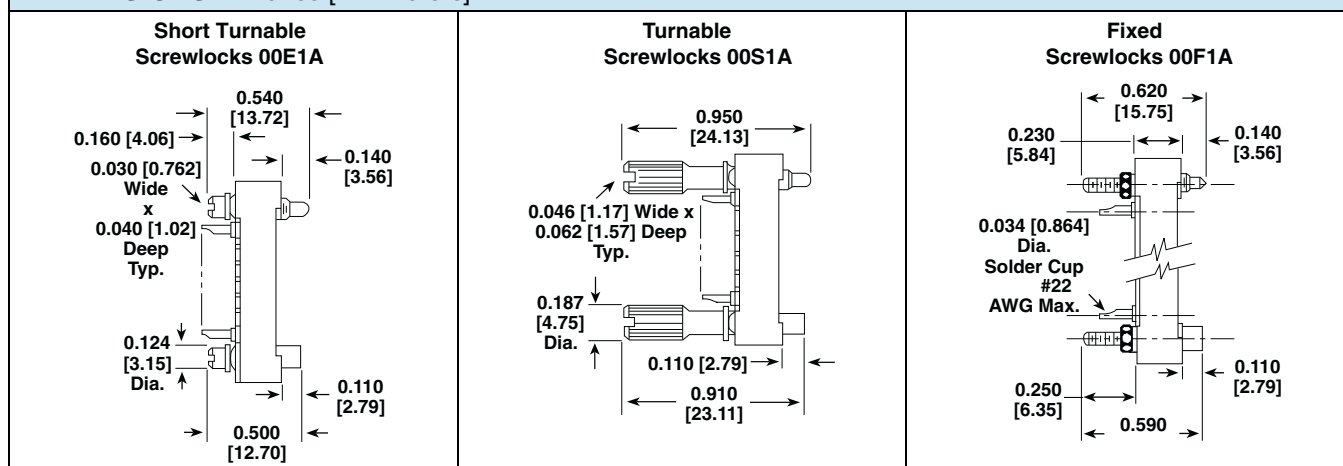
Screwlocks: Stainless steel, passivated

Guides: Stainless steel, passivated

Standard Body: Glass-filled diallyl phthalate per ASTM D5948, Model SDG-F, green

DIMENSIONS in inches [millimeters]

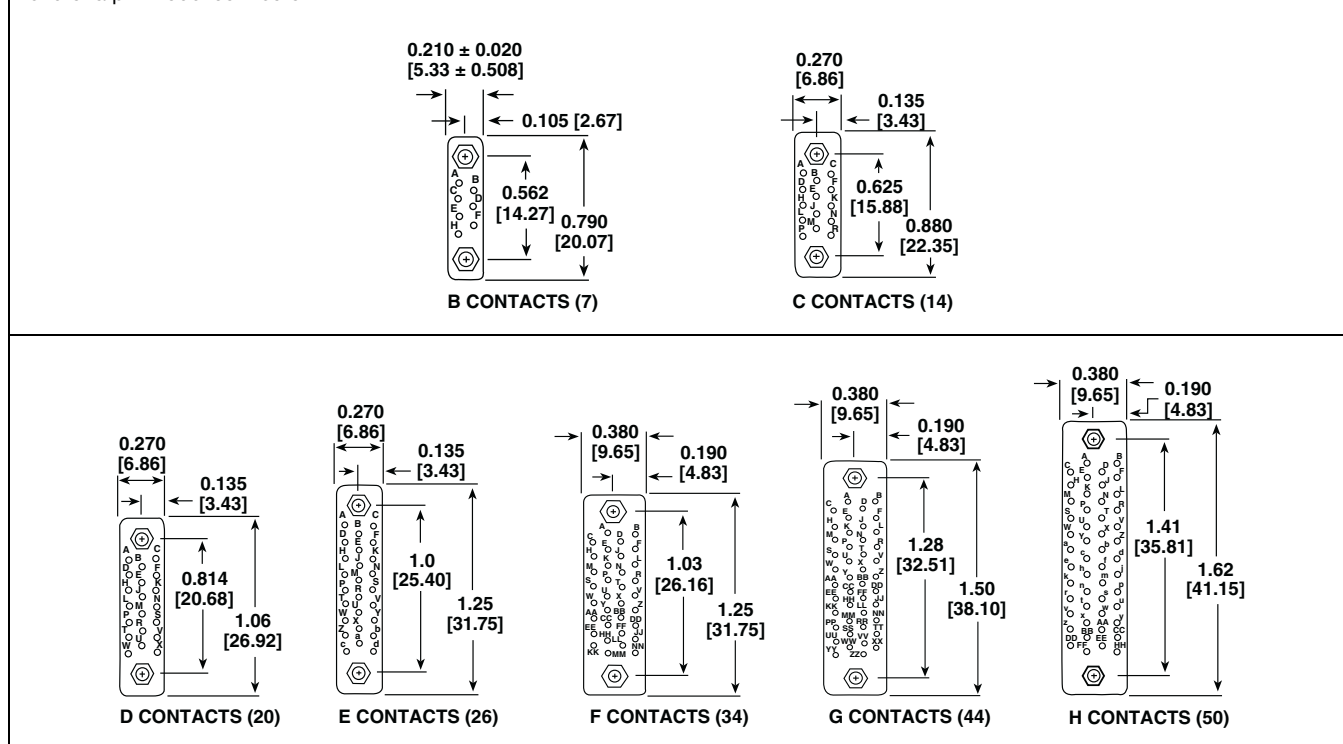


DIMENSIONS in inches [millimeters]

HARDWARE MATING CHART

| HARDWARE MODEL | MATES WITH HARDWARE MODEL | NOTE: Either /7 or /8 connectors may be ordered with any type of hardware shown EXAMPLE: /8 with 00F1A hardware would mate with an MMP with 00S1A or 00E1A hardware |
|----------------|---------------------------|--|
| 00S1A | 00F1A | |
| 00E1A | 00F1A | |

DIMENSIONS in inches [millimeters]

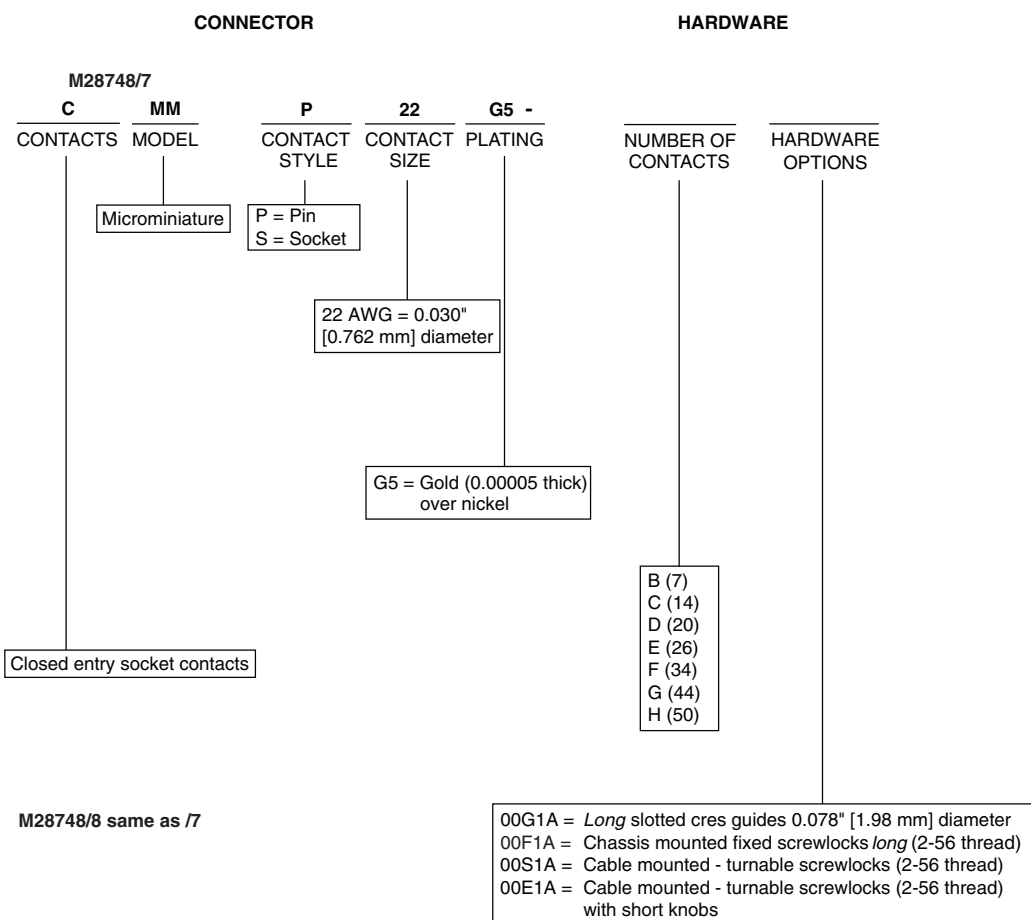
NOTE: The views below show the wiring side of a pin model connector (female is opposite). Socket hardware assembled at "A" contact end of a pin model connector



PANEL CUTOUT in inches [millimeters]

| | NUMBER OF CONTACTS | A | B | C | NUMBER OF CONTACTS | A | B | C |
|--|--------------------|--------------|---------------|---------------|--------------------|--------------|--------------|---------------|
| | B (7) | 0.210 [5.33] | 0.562 [14.27] | 0.440 [11.18] | F (34) | 0.380 [9.65] | 1.03 [26.16] | 0.910 [23.11] |
| | C (14) | 0.270 [6.86] | 0.625 [15.88] | 0.500 [12.70] | G (44) | 0.380 [9.65] | 1.28 [32.51] | 1.16 [29.46] |
| | D (20) | 0.270 [6.86] | 0.814 [20.68] | 0.690 [17.53] | H (50) | 0.380 [9.65] | 1.41 [35.81] | 1.28 [32.51] |
| | E (26) | 0.270 [6.86] | 1.0 [25.40] | 0.870 [22.10] | | | | |

ORDERING INFORMATION



**MIL-C-28748 CROSS REFERENCE** for Vishay Dale Connectors

| MIL MODEL # | VISHAY MODEL # | MIL MODEL # | VISHAY MODEL # |
|-----------------|------------------|-----------------|-------------------|
| M28748/7-B00E1A | MMP22G5-7SK2030 | M28748/8-B00E1A | CMMS22G5-7SK2030 |
| M28748/7-B00F1A | MMP22G5-7SL2L | M28748/8-B00F1A | CMMS22G5-7SL2L |
| M28748/7-B00G1A | MMP22G5-7027L | M28748/8-B00G1A | CMMS22G5-7027L |
| M28748/7-B00S1A | MMP22G5-7SK2 | M28748/8-B00S1A | CMMS22G5-7SK2 |
| M28748/7-B10G1A | MMP22G5-7027H | M28748/8-B10G1A | CMMS22G5-7027H |
| M28748/7-B10L1A | MMP22G5-7SK2H | M28748/8-B10L1A | CMMS22G5-7SK2H |
| M28748/7-C00E1A | MMP22G5-14SK2030 | M28748/8-C00E1A | CMMS22G5-14SK2030 |
| M28748/7-C00F1A | MMP22G5-14SL2L | M28748/8-C00F1A | CMMS22G5-14SL2L |
| M28748/7-C00G1A | MMP22G5-14027L | M28748/8-C00G1A | CMMS22G5-14027L |
| M28748/7-C00S1A | MMP22G5-14SK2 | M28748/8-C00S1A | CMMS22G5-14SK2 |
| M28748/7-C10G1A | MMP22G5-14027H | M28748/8-C10G1A | CMMS22G5-14027H |
| M28748/7-C10L1A | MMP22G5-14SK2H | M28748/8-C10L1A | CMMS22G5-14SK2H |
| M28748/7-D00E1A | MMP22G5-20SK2030 | M28748/8-D00E1A | CMMS22G5-20SK2030 |
| M28748/7-D00F1A | MMP22G5-20SL2L | M28748/8-D00F1A | CMMS22G5-20SL2L |
| M28748/7-D00G1A | MMP22G5-20027L | M28748/8-D00G1A | CMMS22G5-20027L |
| M28748/7-D00S1A | MMP22G5-20SK2 | M28748/8-D00S1A | CMMS22G5-20SK2 |
| M28748/7-D10G1A | MMP22G5-20027H | M28748/8-D10G1A | CMMS22G5-20027H |
| M28748/7-D10L1A | MMP22G5-20SK2H | M28748/8-D10L1A | CMMS22G5-20SK2H |
| M28748/7-E00E1A | MMP22G5-26SK2030 | M28748/8-E00E1A | CMMS22G5-26SK2030 |
| M28748/7-E00F1A | MMP22G5-26SL2L | M28748/8-E00F1A | CMMS22G5-26SL2L |
| M28748/7-E00G1A | MMP22G5-26027L | M28748/8-E00G1A | CMMS22G5-26027L |
| M28748/7-E00S1A | MMP22G5-26SK2 | M28748/8-E00S1A | CMMS22G5-26SK2 |
| M28748/7-E10G1A | MMP22G5-26027H | M28748/8-E10G1A | CMMS22G5-26027H |
| M28748/7-E10L1A | MMP22G5-26SK2H | M28748/8-E10L1A | CMMS22G5-26SK2H |
| M28748/7-F00E1A | MMP22G5-34SK2030 | M28748/8-F00E1A | CMMS22G5-34SK2030 |
| M28748/7-F00F1A | MMP22G5-34SL2L | M28748/8-F00F1A | CMMS22G5-34SL2L |
| M28748/7-F00G1A | MMP22G5-34027L | M28748/8-F00G1A | CMMS22G5-34027L |
| M28748/7-F00S1A | MMP22G5-34SK2 | M28748/8-F00S1A | CMMS22G5-34SK2 |
| M28748/7-F10G1A | MMP22G5-34027H | M28748/8-F10G1A | CMMS22G5-34027H |
| M28748/7-F10L1A | MMP22G5-34SK2H | M28748/8-F10L1A | CMMS22G5-34SK2H |
| M28748/7-G00E1A | MMP22G5-44SK2030 | M28748/8-G00E1A | CMMS22G5-44SK2030 |
| M28748/7-G00F1A | MMP22G5-44SL2L | M28748/8-G00F1A | CMMS22G5-44SL2L |
| M28748/7-G00G1A | MMP22G5-44027L | M28748/8-G00G1A | CMMS22G5-44027L |
| M28748/7-G00S1A | MMP22G5-44SK2 | M28748/8-G00S1A | CMMS22G5-44SK2 |
| M28748/7-G10G1A | MMP22G5-44027H | M28748/8-G10G1A | CMMS22G5-44027H |
| M28748/7-G10L1A | MMP22G5-44SK2H | M28748/8-G10L1A | CMMS22G5-44SK2H |
| M28748/7-H00E1A | MMP22G5-50SK2030 | M28748/8-H00E1A | CMMS22G5-50SK2030 |
| M28748/7-H00F1A | MMP22G5-50SL2L | M28748/8-H00F1A | CMMS22G5-50SL2L |
| M28748/7-H00G1A | MMP22G5-50027L | M28748/8-H00G1A | CMMS22G5-50027L |
| M28748/7-H00S1A | MMP22G5-50SK2 | M28748/8-H00S1A | CMMS22G5-50SK2 |
| M28748/7-H10G1A | MMP22G5-50027H | M28748/8-H10G1A | CMMS22G5-50027H |
| M28748/7-H10L1A | MMP22G5-50SK2H | M28748/8-H10L1A | CMMS22G5-50SK2H |



Disclaimer

ALL PRODUCT, PRODUCT SPECIFICATIONS AND DATA ARE SUBJECT TO CHANGE WITHOUT NOTICE TO IMPROVE RELIABILITY, FUNCTION OR DESIGN OR OTHERWISE.

Vishay Intertechnology, Inc., its affiliates, agents, and employees, and all persons acting on its or their behalf (collectively, "Vishay"), disclaim any and all liability for any errors, inaccuracies or incompleteness contained in any datasheet or in any other disclosure relating to any product.

Vishay makes no warranty, representation or guarantee regarding the suitability of the products for any particular purpose or the continuing production of any product. To the maximum extent permitted by applicable law, Vishay disclaims (i) any and all liability arising out of the application or use of any product, (ii) any and all liability, including without limitation special, consequential or incidental damages, and (iii) any and all implied warranties, including warranties of fitness for particular purpose, non-infringement and merchantability.

Statements regarding the suitability of products for certain types of applications are based on Vishay's knowledge of typical requirements that are often placed on Vishay products in generic applications. Such statements are not binding statements about the suitability of products for a particular application. It is the customer's responsibility to validate that a particular product with the properties described in the product specification is suitable for use in a particular application. Parameters provided in datasheets and/or specifications may vary in different applications and performance may vary over time. All operating parameters, including typical parameters, must be validated for each customer application by the customer's technical experts. Product specifications do not expand or otherwise modify Vishay's terms and conditions of purchase, including but not limited to the warranty expressed therein.

Except as expressly indicated in writing, Vishay products are not designed for use in medical, life-saving, or life-sustaining applications or for any other application in which the failure of the Vishay product could result in personal injury or death. Customers using or selling Vishay products not expressly indicated for use in such applications do so at their own risk. Please contact authorized Vishay personnel to obtain written terms and conditions regarding products designed for such applications.

No license, express or implied, by estoppel or otherwise, to any intellectual property rights is granted by this document or by any conduct of Vishay. Product names and markings noted herein may be trademarks of their respective owners.

Material Category Policy

Vishay Intertechnology, Inc. hereby certifies that all its products that are identified as RoHS-Compliant fulfill the definitions and restrictions defined under Directive 2011/65/EU of The European Parliament and of the Council of June 8, 2011 on the restriction of the use of certain hazardous substances in electrical and electronic equipment (EEE) - recast, unless otherwise specified as non-compliant.

Please note that some Vishay documentation may still make reference to RoHS Directive 2002/95/EC. We confirm that all the products identified as being compliant to Directive 2002/95/EC conform to Directive 2011/65/EU.

Vishay Intertechnology, Inc. hereby certifies that all its products that are identified as Halogen-Free follow Halogen-Free requirements as per JEDEC JS709A standards. Please note that some Vishay documentation may still make reference to the IEC 61249-2-21 definition. We confirm that all the products identified as being compliant to IEC 61249-2-21 conform to JEDEC JS709A standards.

Mouser Electronics

Authorized Distributor

Click to View Pricing, Inventory, Delivery & Lifecycle Information:

Vishay:

[MMP22G5-7SK2](#)