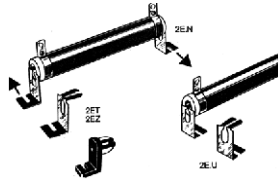


Fixing Accessories for Wirewound Resistors Equipped with AN Collars Suitable for RW - RA - RSSD - RSO



These 2E double right-angle brackets are designed to fix resistors without providing electrical contact. As they are fitted to resistors with fixing insulated connections, they can be mounted on uninsulated panels.

FEATURES

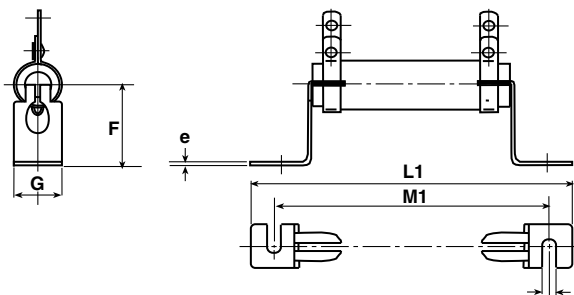
- They are available in three versions:
 - Bracket 2E N Shape
 - Bracket 2E U Shape (restricted space)
 - Brackets 2E T or 2E Z shape designed for models of Ø 40 mm and 50 mm
- The brackets are metal, and are corrosion-resistant
- Material categorization: For definitions of compliance please see www.vishay.com/doc?99912



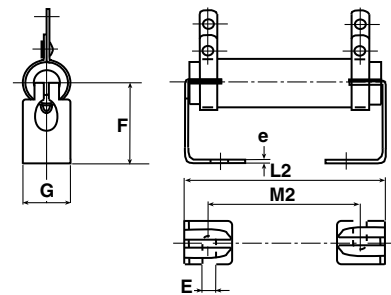
RoHS
COMPLIANT

DIMENSIONS in millimeters

DOUBLE RIGHT-ANGLE BRACKET 2E N



DOUBLE RIGHT-ANGLE BRACKET 2E U



| DIMENSIONS in millimeters | | | | | | | | | | | |
|---------------------------|----------|----------------|------------|----------|------------|------------------|------------------|------------------|------------------|-----|--------------------------------|
| SERIES | | BRACKET | E ± 0.1 | F ± 1 | G ± 0.5 | L1 - 0 - 4 | M1 - 1 - 4 | L2 - 0 - 4 | M2 - 0 - 4 | E | AVERAGE UNIT WEIGHT IN g |
| RW RSO RA | RSSD | | | | | | | | | | |
| 8 x 34 | 8 x 34 | 2E BN or 2E BU | 3.2 | 21.5 | 8 | 58 | 48 | 38 | 26 | 1 | 1.8 |
| 10 x 50 | 10 x 50 | 2E DN or 2E DU | 3.2 | 21.5 | 10 | 74 | 64 | 54 | 42 | 1 | 2.2 |
| 13 x 70 | | 2E DN or 2E DU | 3.2 | 21.5 | 10 | 94 | 84 | 74 | 62 | 1 | 2.2 |
| | 13 x 70 | 2E FN or 2E FU | 4 | 26.5 | 14 | 102.5 | 88.5 | 74.5 | 58 | 1.2 | 4.5 |
| 16 x 94 | 16 x 94 | 2E HN or 2E HU | 5 | 29.5 | 20 | 132.5 | 115.5 | 98.5 | 79 | 1.2 | 8 |
| 20 x 117 | | 2E HN or 2E HU | 5 | 29.5 | 20 | 155.5 | 138.5 | 121.5 | 102 | 1.2 | 8 |
| | 20 x 117 | 2E KN or 2E KU | 5.5 | 37.5 | 22 | 161.5 | 141.5 | 121.5 | 99 | 1.2 | 13 |
| 25 x 138 | | 2E KN or 2E KU | 5.5 | 37.5 | 22 | 182.5 | 162.5 | 142.5 | 120 | 1.2 | 13 |
| 25 x 168 | | 2E KN or 2E KU | 5.5 | 37.5 | 22 | 212.5 | 192.5 | 172.5 | 150 | 1.2 | 13 |
| | 25 x 138 | 2E MN or 2E MU | 5.5 | 37.5 | 22 | 182.5 | 162.5 | 142.5 | 120 | 1.2 | 13 |
| | 25 x 168 | 2E MN or 2E MU | 5.5 | 37.5 | 22 | 212.5 | 192.5 | 172.5 | 150 | 1.2 | 13 |
| 30 x 250 | | 2E PN or 2E PU | 8 | 44.2 | 30 | 311 | 283 | 255 | 224 | 1.5 | 28 |
| | 30 x 250 | 2E SN or 2E SU | 8 | 44.2 | 30 | 311 | 283 | 255 | 224 | 1.5 | 28 |
| 40 x 370 | 40 x 370 | 2E T | 9 | 40 | 40 | 448 | 418 | - | - | 6 | 65 |
| 50 x 373 | 50 x 373 | 2E Z | 9 | 40 | 40 | 451 | 421 | - | - | 6 | 65 |



| ORDERING INFORMATION | | | | |
|--|------|------|----------------|--|
| MODEL | TYPE | PAIR | LEAD (PB)-FREE | |
| 2E | BN | ... | e | |
| Fixing accessories for RW 8 x 34 AN resistor | | | | |

Note

- Brackets are sold in pairs

| SAP PART NUMBERING GUIDELINES | | | |
|-------------------------------|-------|------|--|
| ACCRF | 2E | BN | |
| MODEL | STYLE | TYPE | |

Mouser Electronics

Authorized Distributor

Click to View Pricing, Inventory, Delivery & Lifecycle Information:

[Vishay:](#)

[ACCRF2EMN](#) [ACCRF2ESN](#) [ACCRF2EBN](#) [ACCRF2EPN](#) [ACCRF2EKN](#)