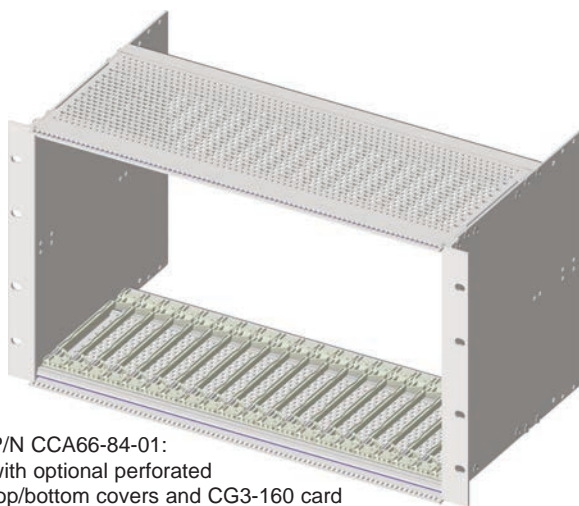


## DIN Metric EMC & Non-EMC Rugged Subracks



P/N CCA66-84-01:  
with optional perforated  
top/bottom covers and CG3-160 card  
guides installed

Subrack Contents (Generic): for 3U & 6U Subracks

- 2 Front EMC Rugged Extrusions, P/N 1440-0131-84 or P/N 1440-0133-84
- 2 Rear EMC Rugged Extrusions, P/N 1440-0132-84
- 2 Aluminum side plates
- 4 M2.5 tapped nut strips for front and rear extrusions P/N 1404-0016-84
- 2 removable rack "ears" (left/right), P/N 1406-1006-01 (6U) OR 2 Removable rack "ears" (left/right), P/N 1406-1003-01 (3U)
- 2 Insulator strips, 0.030" thick PVC, P/N 5250998-84

Specify CCA for assembled or CCK for flat-pack kit. Card guides sold separately in packs of 12 (enough for 6 cards, on Page 29).

### IEEE 1101.10 EMC Style Subrack Ordering Info.

**CCX XX - XX - XX**

#### Model Numbers

A = assembled subracks  
K = unassembled flat-packed kit

#### Module or Card Length / Sidewall Depth

##### 3U

60 = 160mm; 9.8"  
61 = 160mm; 11.2"  
62 = 220mm; 12.0"  
63 = 280mm; 15.0"  
64 = 340mm; 18.0"  
65 = 400mm; 20.0"

##### 6U

66 = 160mm; 9.8"  
67 = 160mm; 11.2"  
68 = 220mm; 12.0"  
69 = 280mm; 15.0"  
70 = 340mm; 18.0"  
71 = 400mm; 20.0"

#### Covers (Optional)

01 = Top & bottom, vented  
02 = Rear fixed  
03 = Both '01' & '02'  
04 = Custom  
05 = Solid Top & Bottom

#### Inside Width (not including flanges)

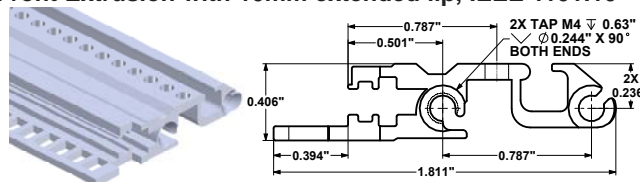
36 = 36HP [ 7.4"]  
44 = 44HP [ 9.0"]  
64 = 64HP [13.0"]  
84 = 84HP [17.0"]



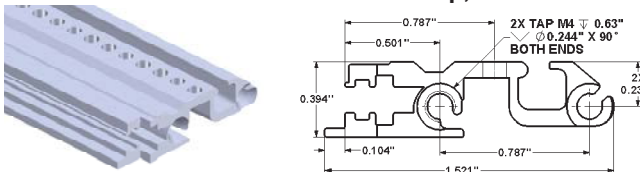
### FEATURES :

- EMC subracks for cPCI, VME, VME64X or PXI backplanes
- Available off the shelf in assembled or kit form
- Standard 19" width (Rack mountable per ANSI/EIA-310-D)
- EMC versions are manufactured to IEEE 1101.1 / 1101.10
- Can accommodate 3U (single height, 3.937" or 100mm) and 6U (double height, 9.187" or 233.35mm) 0.062" to 0.100" thick boards.
- Subracks are sold fully assembled or in flat-pack kits.
- EMC requirements and have conductive connections on all metal components.

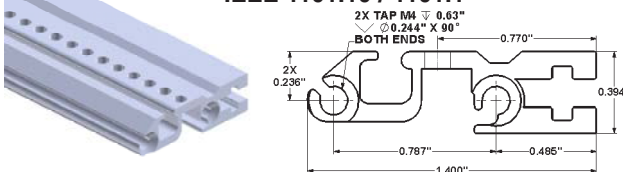
### Front Extrusion with 10mm extended lip, IEEE 1101.10



### Front Extrusion with 2.5mm extended lip, IEEE 1101.1



### Rear Extrusion for backplane attachment, IEEE 1101.10 / 1101.1



### IEEE 1101.1 Non-EMC Style Subrack Ordering Info.

**CCX XX - XX - XX**

#### Model Numbers

A = assembled subracks  
K = unassembled flat-packed kit

#### Module or Card Length / Sidewall Depth

##### 3U

72 = 160mm; 9.8"  
73 = 160mm; 11.2"  
74 = 220mm; 12.0"  
75 = 280mm; 15.0"  
76 = 340mm; 18.0"  
77 = 400mm; 20.0"

##### 6U

78 = 160mm; 9.8"  
79 = 160mm; 11.2"  
80 = 220mm; 12.0"  
81 = 280mm; 15.0"  
82 = 340mm; 18.0"  
83 = 400mm; 20.0"

#### Covers (Optional)

01 = Top & bottom, vented  
02 = Rear fixed  
03 = Both '01' & '02'  
04 = Custom  
05 = Solid Top & Bottom

#### Inside Width (not including flanges)

36 = 36HP [ 7.4"]  
44 = 44HP [ 9.0"]  
64 = 64HP [13.0"]  
84 = 84HP [17.0"]

# Mouser Electronics

Authorized Distributor

Click to View Pricing, Inventory, Delivery & Lifecycle Information:

## Vector:

[CCA60-84-00](#) [CCA72-84-01](#) [CCA77-84-00](#) [CCA77-84-01](#) [CCA81-84-01](#) [CCA82-84-01](#) [CCK76-84-00](#) [CCK80-84-01](#) [CCK82-84-03](#) [CCK84-84-00](#) [CCK92-36-03](#) [CCK71-84-01](#) [CCK72-64-00](#) [CCK73-84-03](#) [CCK74-84-00](#) [CCK74-84-01](#) [CCK74-84-03](#) [CCA78-84-01](#) [CCA80-84-01](#) [CCA83-84-00](#) [CCA89-84-01](#) [CCK60-84-00](#) [CCK62-44-01](#) [CCA72-44-01](#) [CCA72-84-00](#) [CCA72-84-05](#) [CCA73-84-03](#) [CCA74-84-00](#) [CCA76-84-00](#) [CCA66-36-01](#) [CCA68-36-01](#) [CCA68-84-00](#) [CCA68-84-01](#) [CCA68-84-05](#) [CCA6U-84-M3](#) [CCA87-84-01](#) [CCK60-84-01](#) [CCK61-84-01](#) [CCK66-84-01](#) [CCK82-84-01](#) [CCK87-84-01](#)