

Universal Uncommitted Backplanes, 96-Pin or 160-pin DIN


3U Backplanes with 6 Layer Construction

Universal (uncommitted) multilayer backplanes are designed for unique one of a kind applications requiring custom pin-out wiring from connector to connector. Each individual connector pin must be "assigned" by connecting to adjacent power or ground pins with wire or jumpers. Power or ground input through a labeled series of power taps (screw terminals) along to top and bottom of the board.


These backplanes are designed for maximum utility by incorporating labeled rows of power and ground pins for each connector slot. Up to four distinct power planes and two ground planes accessible for each slot. +5V can be reassigned. Other power planes simply labeled AUX A, AUX B, and AUX C. Two separate ground planes available.

Features Include:

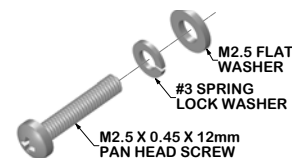
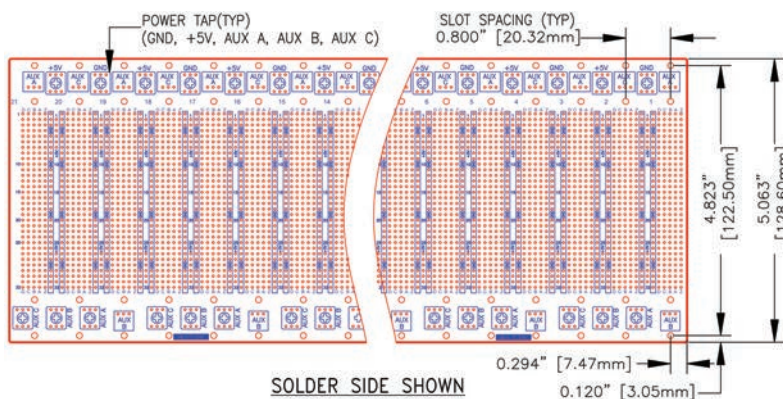
- Available in slot counts of minimum 3 to 21 (0.80" spacing)
- High performance wire-wrap interconnection
- 3U size can combine into 6U or 9U
- Connector spacing of 4HP (0.800")



Front View Universal (uncommitted) 3U backplane with 96 & 160 pin DIN Connector



Rear View Universal (uncommitted) 3U backplane with 96 & 160 pin DIN Connector



Backplane Mounting Hardware

Each Set includes:

- M2.5 X 12MM Screw
- #3 Lockwasher
- M2.5 (DIN#125) Flat Washer
- HD56-1 42 sets
- HD56 12 sets

3U with 0.8" connector spacing (min. 3-slots)
3U can combined to 6U or 9U.



Vectorbord® Backplanes

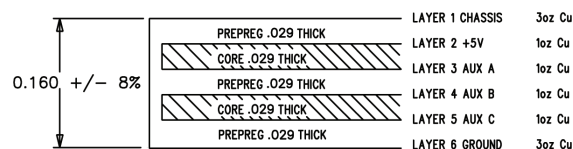
Uncommitted



6 Layer Construction

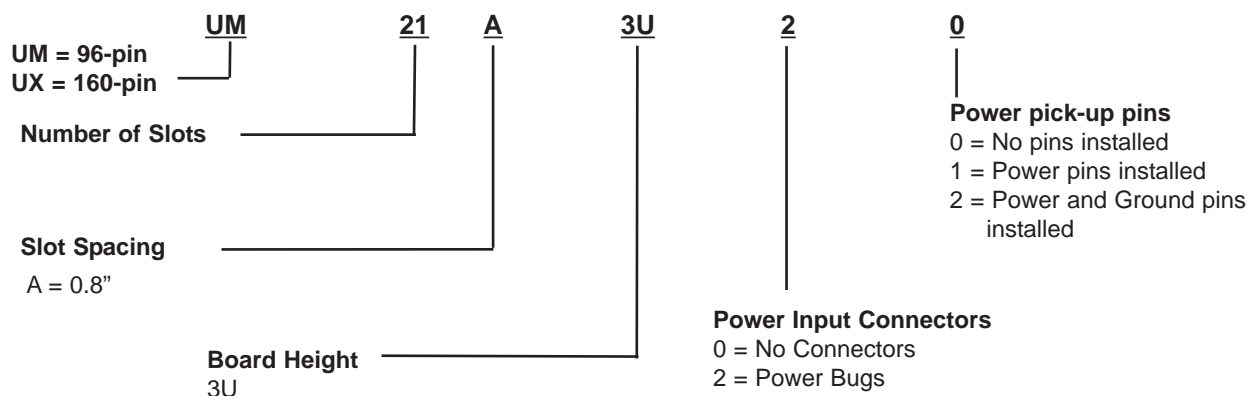
will accommodate 5-row, 160-pin DIN or 3-row, 96-pin DIN connectors

- Layer 1: Chassis Ground (component side), full coverage on component side, also on solder side and fully isolated from circuit ground.
- Layer 2: +5V independent voltage plane, input source power through labeled power-bug (screw terminals) on rear. Accessible to assign to connector pin through gold-plated wire-wrap power pick-ups labeled adjacent to connector.
- Layer 3: AUX A independent voltage plane (can be +12V), input source power through labeled power-bug (screw terminals) on rear. Accessible to assign to connector pin through gold-plated wire-wrap power pick-ups labeled adjacent to connector.
- Layer 4: AUX B independent voltage plane (can be -12V), input source power through labeled power-bug (screw terminals) on rear. Accessible to assign to connector pin through gold-plated wire-wrap power pick-ups labeled adjacent to connector.
- Layer 5: AUX C independent voltage plane (can be +3.3V), input source power through labeled power-bug (screw terminals) on rear. Accessible to assign to connector pin through gold-plated wire-wrap power pick-ups labeled adjacent to connector.
- Layer 6: Circuit Ground (solder side) independent ground plane, input source power through labeled power-bug (screw terminals) on rear. Accessible to assign to connector pin through gold-plated wire-wrap power pick-ups labeled adjacent to connector.



Backplanes

Uncommitted Backplane Ordering Table



Mouser Electronics

Authorized Distributor

Click to View Pricing, Inventory, Delivery & Lifecycle Information:

Vector:

[HD56](#) [HD56-1](#) [UM13B3U-22](#) [UM21A3U-22](#) [UM21A3U-32](#) [UM21A3U-21](#)