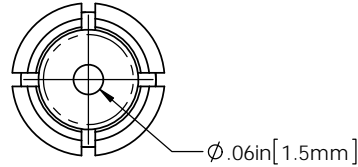
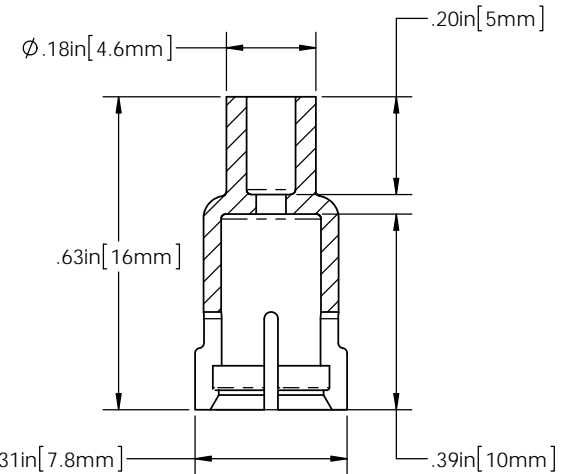
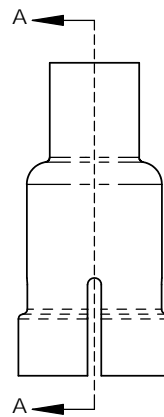


# NOTES

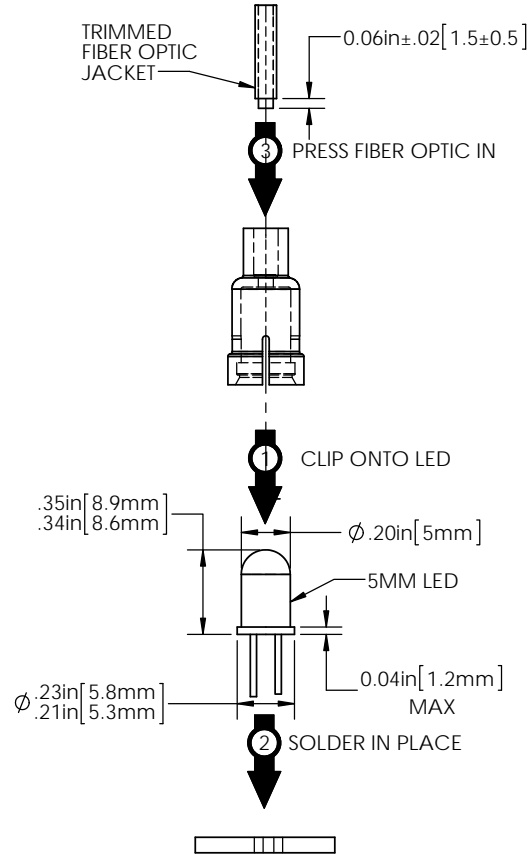
1. ROHS COMPLIANT.
2. UL 94-HB FLAMMABILITY RATING.
3. -40°C TO 85°C OPERATING TEMPERATURE.
4. SUITABLE FOR LIGHT PIPE WITH Ø2.2MM JACKET AND OPTICAL CORE NO GREATER THAN Ø1.5MM.
5. DO NOT WAVE SOLDER WITH THIS DEVICE.
6. FOR BEST RESULTS USE ONLY NARROW VIEWING ANGLE NON-DIFFUSED LEDS WITH OUTPUT POWER GREATER THAN 100mcd.



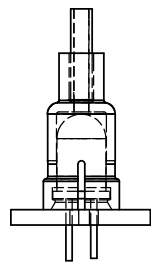
REVISIONS					
ECN #	REV.	DESCRIPTION	DATE	INITIALS	CHK'D
388	000	INITIAL RELEASE	1/4/12	KH	AZ
404	001	REVISED PER ECR 020612KH01	2/6/12	KH	AZ



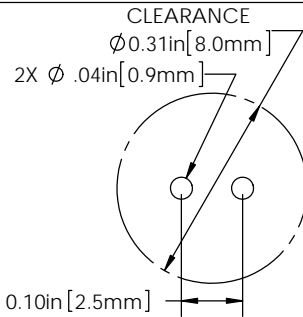
SECTION A-A  
SCALE 4 : 1



LIGHT PIPE PREPARATION  
AND SEQUENCE OF ASSEMBLY



LIGHT PIPE  
AS ASSEMBLED



RECOMMENDED PWB  
DEVICE LAYOUT

DIMENSION STYLE: INCHES / MM GENERAL TOLERANCES UNLESS OTHERWISE SPECIFIED		APPROVAL		DATE	 190 BOSSTICK BLVD. SUITE 101 SAN MARCOS, CA 92069 U.S.A. PHONE: (760) 560-1300, FAX: (760) 560-1301 EMAIL: vccsales@vccsite.com
INCHES		DRAWN		1/4/12	
X	± .010	CHECKED		1/10/12	
XX	± .005				
XXX	± .001				
ANGLE					
SURFACE FINISH					
THIRD ANGLE PROJECTION					
PROPRIETARY AND CONFIDENTIAL					
THE INFORMATION CONTAINED IN THIS DRAWING IS THE SOLE PROPERTY OF VISUAL COMMUNICATIONS COMPANY, INC. ANY REPRODUCTION IN PART OR AS A WHOLE WITHOUT THE WRITTEN PERMISSION OF VISUAL COMMUNICATIONS COMPANY, INC. IS PROHIBITED.					
		MATERIAL		NYLON 6/6, BLACK UL 94-HB	<b>TITLE:</b> <b>MOUNT, 5mm THROUGH-HOLE LED</b>
		FINISH		SEE NOTES	
		DO NOT SCALE DRAWING			
		SCALE: 5:1			<b>SIZE</b> DWG. NO. <b>B</b> THR 5 22
					<b>REV</b> <b>001</b>
					<b>SHEET 1 OF 1</b>

# Mouser Electronics

Authorized Distributor

Click to View Pricing, Inventory, Delivery & Lifecycle Information:

VCC:

[THR-5-22](#) [THR\\_5\\_22](#)