
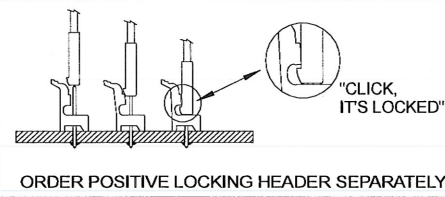
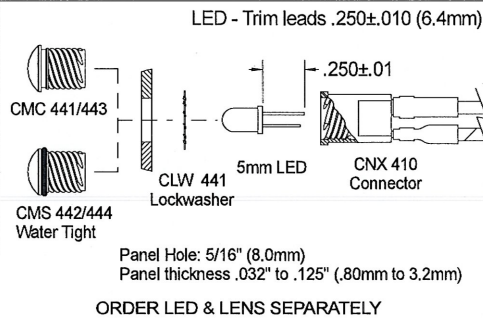


APPROVAL	DATE
	12/15/08



CABLE ORDERING CODE (EXAMPLE):

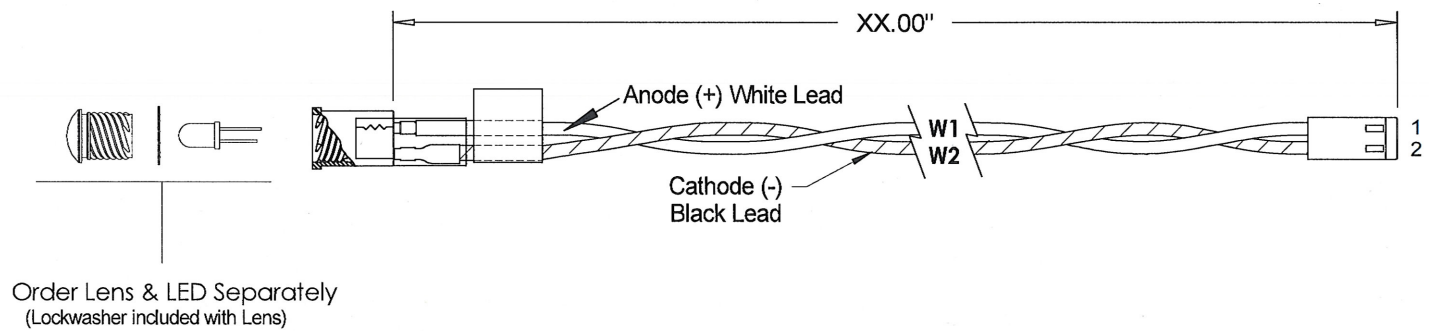
CNX 410 012 E 4 1 12

RESISTOR		TERMINATION	WIRE SIZE	WIRE COLOR	WIRE LENGTH
CODE	OHM	X = Stripped End E = Locking Header Connector G = Plain Header Connector	Standard 4 24 AWG	1 Wht - Blk 2 Red - Blk	04 4 Inches 06 6 Inches 08 8 Inches 12 12 Inches 18 18 Inches 24 24 Inches
012	= 120				
018	= 180				
033	= 330				
056	= 560				
120	= 1200				
220	= 2200				

CALL FACTORY DIRECT FOR ADDITIONAL OPTIONS

#### LENS OPTIONS

LENS STYLE	COLOR
CMC 441/443 Standard	RTP - Red GTP - Green ATP - Amber BTP - Blue YTP - Yellow CTP - Clear
CMS 442/444 Water Tight NEMA 4	



#### NOTES:

Material: LED Connector - Polyester U.L. Rating 94-V0  
Header Connector - Polyester U.L. Rating 94-V0  
U.L. Manual - "Thermoplastic material used on a secondary circuit."  
Label: Text = "CNX 410 XXX; XXX0 ohms";  
Material = Self-adhesive vinyl or equivalent.  
Wire: 1007/1569 - 24 AWG, stranded (105° C)  
Mounting: Lens - panel hole size 5/16" (8.0mm)  
Tested: UV, Solar, Shock, Vibration, Temperature  
-45° - 105°C. CMS 442/444 Watertight; meet NEMA 4

U.S. & FOREIGN PAT. ISSUED & PEND.

REVISIONS			
NO	DESCRIPTION	DATE	BY
1			
2			
3			
4			

## VCC P/N: CNX 410 CABLE ASSEMBLY



VISUAL COMMUNICATIONS COMPANY, INC.  
190 Bosstick Blvd, Ste. 101 San Marcos, California 92069 U.S.A.  
Phone (760) 560-1300 Fax (760) 560-1301 e-mail vccsales@vccite.com

TOLERANCES	SCALE	N/A	DATE	12/15/08	DRAWING NO.	REV.
DECIMAL	±.500	DIAMETER	DRAWN BY	JDG	CNX 410 CABLE_Assy	

# Mouser Electronics

Authorized Distributor

Click to View Pricing, Inventory, Delivery & Lifecycle Information:

VCC:

[CNX410120X4104](#) [CNX410220X4104](#)