

WIDE ANGLE LENSED LEDs

Fresnel lens for Wide Angle Viewing

- Mates with Mounting Socket Model PS200 (Optional) - For Detailed LED Data, See Discrete Section, MODEL 125

1	Model
	PC3

TO ORDER, FOLLOW THE EXAMPLE:

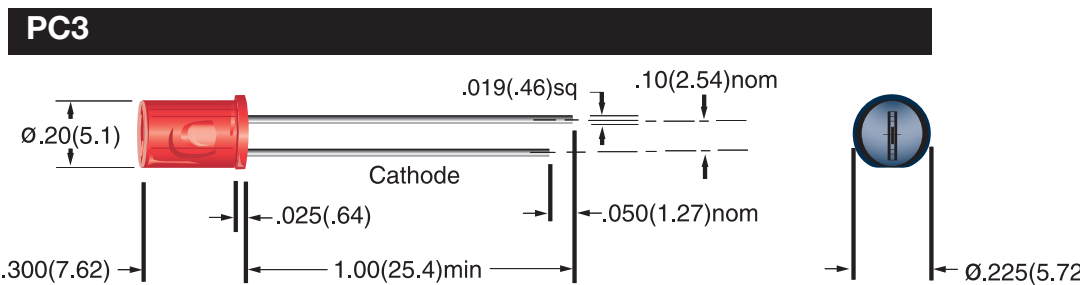

Select one BOLD component from each SHADED column in the tables below.			
1 Model	2 LED	3 Voltage	4 Lens Color
PC3	-BCG	2	-CG

→Part Number **PC3-BCG2-CG**

MEDIUM INTENSITY - TINTED ENCAPSULATION			
2 LED	Color	λ_{pk} (nm)	$I_v^{[1]}$ (mcd)
-BCR	RED	635	60
-BCA	AMB	583	30
-BCG	GRN	565	44

3 Voltage (Ta=25°C)
2
External Resistor Required

4 Lens Color ^[2]
-CR Red
-CA Amber
-CY Yellow
-CG Green
-CW Water Clear
-S Smoke



[1] I_v = typical luminous intensity @ $I_f = 20\text{mA}$ ($T_a = 25^\circ\text{C}$).

[2] Colored lenses must match LED colors (e.g. PC3-BCR2-CR). Water Clear (-CW) and Smoke (-S) lenses may be specified with any LED color.

All dimensions are in inches (mm)

Tolerances: .xx"(.x) ± 0.025 "(.63) / .xxx"(.xx) ± 0.010 "(.25)
Specifications are subject to change without notice.

- For Use with Discrete LEDs, Models 200 & PC3 - Mounting Diameter .250" (6.35) - RC200, KN40, LW40, HN40 Mounting Hardware Included

1 Model	Wires
PS200	W (optional)

2 Bezel Finish
-B Black
-S Silver

3 Voltage ^[1]
-5H
-12H
-15H
-24H
-28H
-48H

Voltage/Current	
Design Vf/If ^[2]	Max Vf/If ^[2]
V/C Table I	
5V/22mA	5.5V/28mA
12V/20mA	14V/25mA
15V/24mA	16.5V/28mA
24V/17mA	26V/20mA
28V/16.5mA	30V/18mA
48V/15mA	50V/16mA


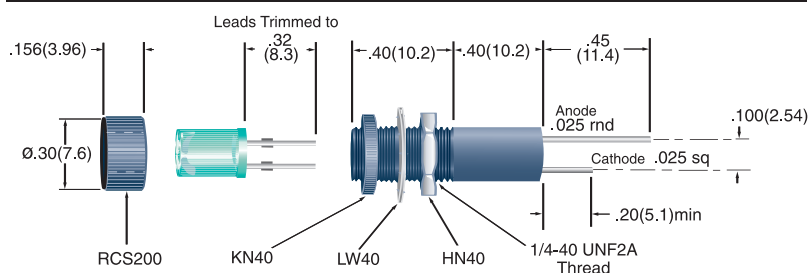
TO ORDER, FOLLOW THE EXAMPLE:

Select one **BOLD** component from each numbered category in the tables below.

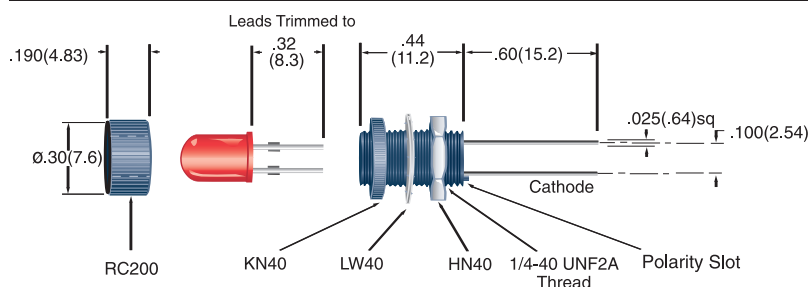
1 Model	Wires	2 Bezel Finish	3 Voltage
PS200	W	-B	-12H

→ Part Number **PS200W-B-12H**

PS200 With Resistor *PC3 LED not Included*



PS200 Without Resistor *Discrete LED not Included*



[1] Ta=25°C. Voltages 5H through 48H are VDC. For AC operation, insert D after Voltage (e.g. 24HD).

D indicates built-in rectifier; not required for 5VAC. For a socket without a built-in resistor, omit Voltage (e.g. PS200-B).

[2] Design current will vary depending on LED used.

Standard Wire Leads:

6.0" total length(nominal)/.50" stripped (nominal), red anode/black cathode, 24 AWG TPB UL1061 insulation. Contact factory for other lengths, gauges and colors.

All dimensions are in inches (mm)

Tolerances: .xx"(x) ±.025"(.63) / .xxx"(xx)±.010"(.25)
Specifications are subject to change without notice.

Mouser Electronics

Authorized Distributor

Click to View Pricing, Inventory, Delivery & Lifecycle Information:

VCC:

[PS200W-B](#) [PS200W-B-5H](#) [PS200W-B-28H](#)