



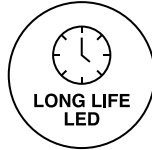

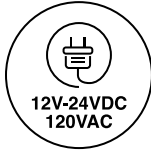
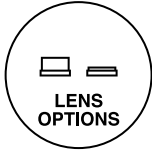
P8 Series

Ø .500" (12.7mm)

LED Panel Mount Indicator



P8 Series offered in multiple colors and lens style, designed to enhance the LED contrast, available in tab terminals or wire leads.



Key Features

- Mounting hole size: .500" (12.7mm)
- Panel Thickness: 0.020" (0.51mm) to 0.100" (2.54 mm)
- Lens type options: hi-hat and flush all offered in four different lens colors with fresnel pattern lens that provides an excellent light focus and assures maximum light output
- Lens color options: red, amber, blue, and green
- Voltage options: 12-24VDC and 120VAC
- Terminals: tab terminals or wire leads (6" wire leads, 24 AWG)
- Wire leads: 6.0" total length (nominal) / .50" stripped (nominal), red anode/black cathode, 18 AWG stranded UL1015 insulation
- LED single color options: red, amber, blue, and green
- "D" mounting hole prevents any rotation of the indicator when installed and connected during the assembly process
- Black housing offering which enhances the LED contrast
- Designed to enhance the LED contrast and features a front panel snap-in mounting that eases installation, and requires no additional hardware
- Available with a variety of LEDs and provides low energy consumption, fast on/off cycling, low heat generation, and long operating life
- Designed for quick installation in display panels and reduces overall cost due to less-frequent replacements
- Designed, manufactured and tested in accordance with the relevant UL standards
- For custom cable length, connectors or colors contact VCC
- Compliant with RoHS and REACH



Ordering Data

P81 (Hi-Hat Lens)



Example:

P81-R24HD-CR

P8 Series Hi-Hat Lens, Red LED,
Red Lens, 24V with Tab Terminals

P81W (Hi-Hat Lens)



Example:

P81W-A12H-CA

P8 Series Hi-Hat Lens, Amber LED,
Amber Lens, 12V with Wire Leads

Part Number	Color	λ_{pk} (nm)	Iv (mcd)	Viewing Angle	Lens Color	Terminals	Voltage/Current	
							Design Vf/If	Max Vf/If

P81-R24HD-CR	Red	634	780	75	Red	Tab Terminals	24V/17mA	26V/20mA
--------------	-----	-----	-----	----	-----	---------------	----------	----------

Part Number	Color	λ_{pk} (nm)	Iv (mcd)	Viewing Angle	Lens Color	Terminals	Voltage/Current	
							Design Vf/If	Max Vf/If

P81W-A12H-CA	Amber	592	600	75	Amber	Wire Leads	12V/20mA	14V/25mA
P81W-B12H-CB	Blue	465	168	75	Blue	Wire Leads	12V/15mA	14V/20mA
P81W-G12H-CG	Green	520	780	75	Green	Wire Leads	12V/15mA	14V/20mA
P81W-R12H-CR	Red	634	780	75	Red	Wire Leads	12V/20mA	14V/25mA

P84 (Flush Lens)



Example:

P84-A120-CA

P8 Series Flush Lens, Amber LED,
Amber Lens, 120V with Tab Terminals

P84W (Flush Lens)



Example:

P84W-G12H-CG-R-

P8 Series Flush Lens, Green LED,
Green Lens, 12V with Wire Leads

Part Number	Color	λ_{pk} (nm)	Iv (mcd)	Viewing Angle	Lens Color	Terminals	Voltage/Current	
							Design Vf/If	Max Vf/If

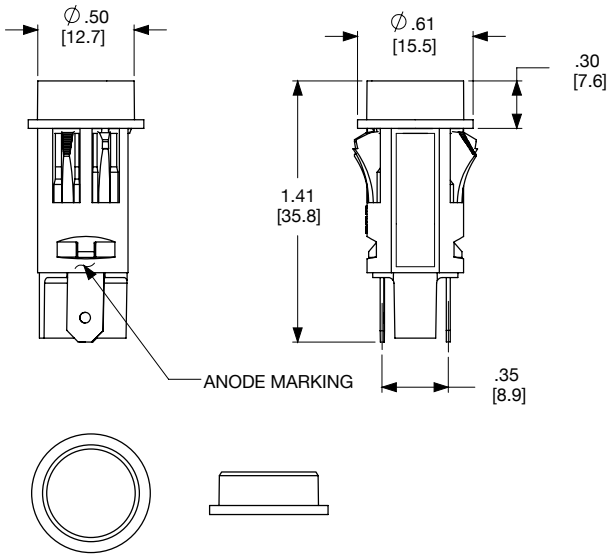
P84-A120-CA	Amber	592	600	75	Amber	Tab Terminals	120VAC/3.5mA	130VAC/4mA
P84-B120-CB	Blue	465	168	75	Blue	Tab Terminals	120VAC/3.5mA	130VAC/4mA
P84-G120-CG	Green	520	780	75	Green	Tab Terminals	120VAC/3.5mA	130VAC/4mA

Part Number	Color	λ_{pk} (nm)	Iv (mcd)	Viewing Angle	Lens Color	Terminals	Voltage/Current	
							Design Vf/If	Max Vf/If

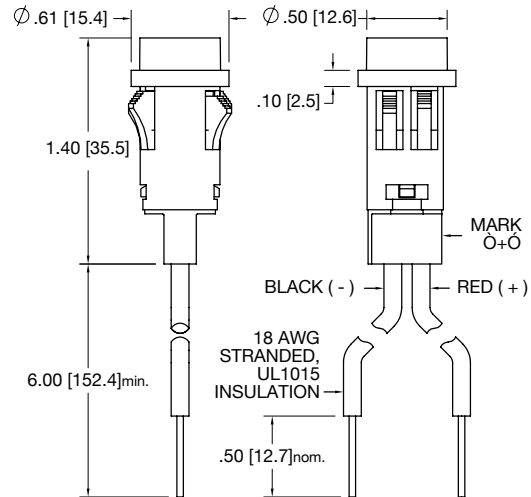
P84W-A12H-CA-R-	Amber	592	600	75	Amber	Wire Leads	12V/20mA	14V/25mA
P84W-G12H-CG-R-	Green	520	780	75	Green	Wire Leads	12V/15mA	14V/20mA
P84W-R12H-CR-R-	Red	634	780	75	Red	Wire Leads	12V/20mA	14V/25mA
P84W-R120-CR	Red	634	780	75	Red	Wire Leads	120VAC/3.5mA	130VAC/4mA

Product Dimensions

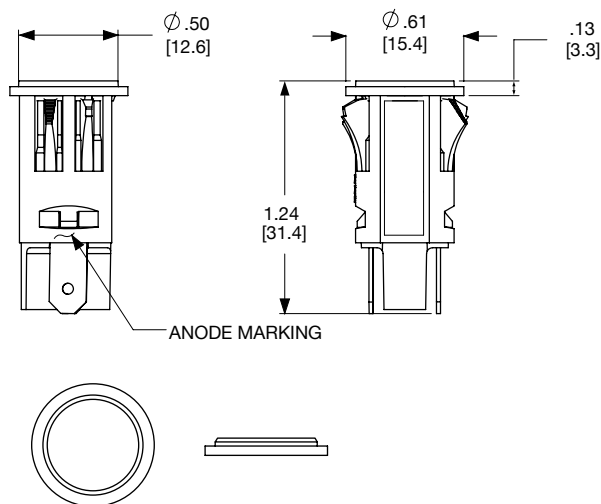
P81 (Hi-Hat Lens)



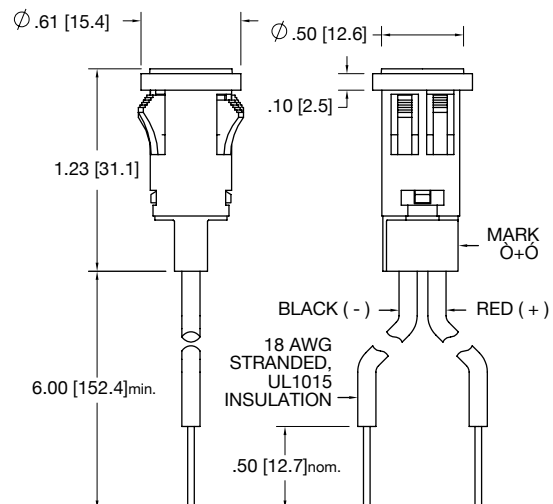
P81W (Hi-Hat Lens)



P84 (Flush Lens)



P84W (Flush Lens)



Recommended Mounting Hole



Notes:

1. All dimensions are in inches [millimeters]
2. Tolerance is $\pm 0.25''$ unless otherwise noted.
3. The specifications, characteristics and technical data described in the datasheet are subject to change without prior notice.

Product Specifications

Materials	
Housing	Black Nylon UL94 V-2
Lens	Clear Polycarbonate Fresnel Lexan
Bezel	Pattern Black Nylon
Tab (P81 and P84)	Quick-connect tinned brass
Wire (P81W & P84W)	18AWG Red anode/Black cathode Stranded UL1015 insulation

Installation Specifications	
Mounting Hole	0.500" to 0.505" (12.70 to 12.83 mm)
D-Mounting Hole	0.470" to 0.475" (11.94 to 12.07 mm)
Panel Thickness	0.020" to 0.100" (0.51 to 2.54 mm)
Tab Terminals	0.187" (4.75mm) terminals
Wire Leads	18AWG 6" length/0.5" stripped

Temperature Specifications	
Operating Temperature	-30°C to +60°C -22°F to +185°F
Storage Temperature	-40°C to +100°C -40°F to +212°F

Parameter	LED color							Unit
	Red	Orange	Amber	Green	Blue	White	Warm-white	
TYP. Luminous intensity @ I _f =20mA	780	360	600	780	168	700	600	mcd
Reverse breakdown @ I _r =100uA @ I _r =50uA	5	5	5	5	5	5	5	V
Peak wavelength	629	611	592	520	465	-	-	nm
Dominant wavelength	623	605	590	525	470	-	-	nm
TYP. Color temperature	-	-	-	-	-	6500	3000	K

Compliances and Approvals



Mouser Electronics

Authorized Distributor

Click to View Pricing, Inventory, Delivery & Lifecycle Information:

VCC:

[P84W-R120-CR](#) [P84-A120-CA](#) [P84-G120-CG](#) [P81W-G12H-CG](#) [P81W-R12H-CR](#) [P81W-A12H-CA](#)