



5400 Series Ø.315" (8.0mm) LED Panel Mount Indicator



A two-piece unit consisting of a lens and the housing-LED assembly. Simple, fast installation. Available in colors: Red, Amber, Green and Yellow.



Applications

- Industrial
- Transportation
- Food Services
- People Movers
- Automation and Control
- Status indication
- Professional Electrical Appliance
- Electro Medical Devices
- Aircraft/Military Instrumentation

Key Features

- For panel hole diameter: 0.315" (8.0mm)
- Low profile, damage-resistant lens
- Panel thickness: .062" to .125" (1.6 to 3.2mm)
- Available in four single illumination colors: red, green, yellow, amber
- Wide viewing angle
- Simple and fast installation
- Discharge protection
- 8mm panel mounting LED Indicator
- Unique design in a two piece unit
- For custom cable length, voltage, connectors, for colors, contact VCC
- RoHS and REACH Compliant

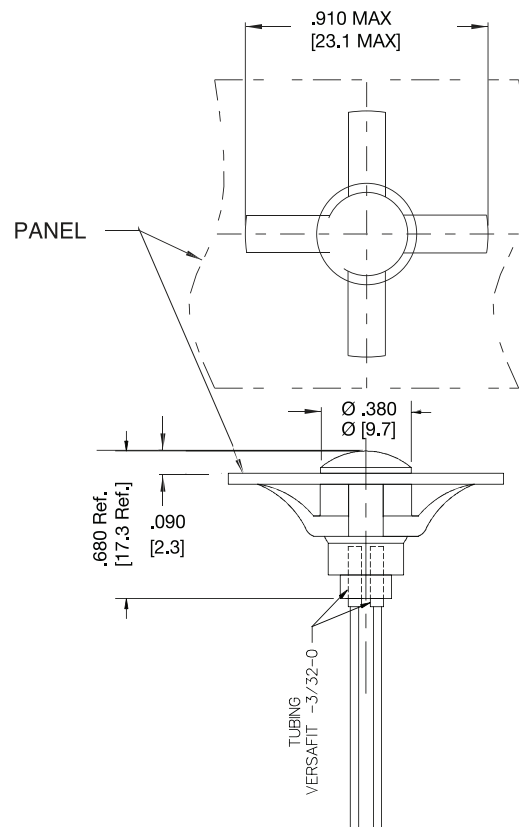
Ordering Data

Electrical-Optical Characteristics

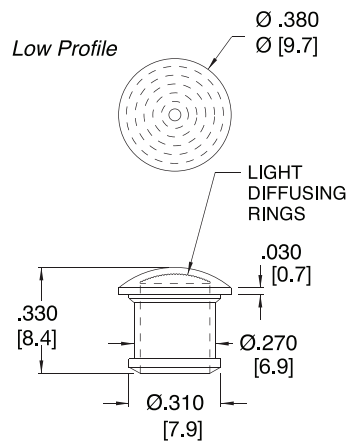
Part Number	Color	Type Intensity (mcd)	Rated Current (mA)	Continuous Forward Current Max. (mA)	Forward Voltage Typ. (V)	Forward Voltage Max. (V)	Current @ 1ms-Peak Forward 300pps (A)	Reverse Break-down Voltage Min. (V)	Included Lens Model No.	LED Package Color
5400A1	Red	120	20	35	2.0	3.0	1.0	5	4741	Water Clear
5400A3	Amber	120	20	35	2.0	3.0	1.0	5	4743	Amber
5400A5	Green	120	20	20	2.1	2.5	-	4	4745	Green
5400A7	Yellow	120	20	35	2.1	3.0	1.0	5	4747	Yellow

Product Dimensions

Body



Lens



Notes:

1. All dimensions are in inches [millimeters]
2. Tolerance is $\pm 0.25''$ unless otherwise noted.
3. The specifications, characteristics and technical data described in the datasheet are subject to change without prior notice.

Product Specifications

Materials	
Housing	Natural Nylon
Lens	Polycarbonate
Wire Leads	24 AWG PVC (105oC) 4.4/4.8" long, stripped .430/.570"
Heat Shrink Tubing	Black, Polyolefin VW-1 600V

Installation Specifications	
Mounting Hole	.312/.317" (7.9/8.1mm)
Panel Thickness	.062 to .125" (1.6/3.2mm)
Operating Temperature	-25°C/+85°C (-13°F/+185°F)
Anode	Red Lead

Installation Instructions

- The panel mount LED indicator light consists of one lens and one body in lead wires terminations.
- The fast installation is provided by inserting the lens into mounting hole in the front display panel and snapping the housing assembly onto the lens from the rear.
- Allows pre-wiring into the circuit and testing before installation.

Compliances and Approvals



Mouser Electronics

Authorized Distributor

Click to View Pricing, Inventory, Delivery & Lifecycle Information:

VCC:

5400A5