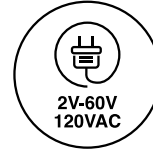
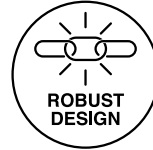


CR Series

Ø.319 (8.10mm) Watertight LED indicator, IP66 & Vandal resistant



Robust LED metal indicator with recessed bezel, especially suitable for high vibration environments and is ideal for heavy-duty applications



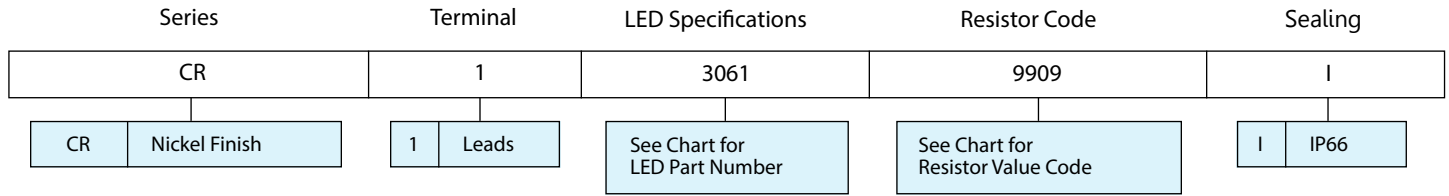
Applications

- Pilot Instrumentation
- Status Maintenance
- Maintenance and Warning Indication
- Signaling
- Remote Power Indication
- Main Power Indication
- Safety and Emergency
- Aircraft/Military Instrumentation
- Maritime, Oil and Gas Industry

Key Features

- Mounting hole diameter: 0.319 (8.1mm) ~ 0.327 (8.3mm)
- Maximum panel thickness: .160 (4.06mm) .100 (2.54mm) gasket seal
- Recessed T-1 3/4 (5mm) LED position that offers a viewing angle up to 45°
- Sealed against moisture and dust - IP66
- Resistant to shock and vibration
- Available with ultra bright and super ultra bright (daylight viewing) LEDs
- Optional internal resistor for 5V-60VDC, 5V-60VAC and 120VAC option
- Offered with 24 AWG UL1061 6 (152.4mm) red (anode) and black (cathode) lead stripped .250 (6.35mm) standard
- Nickel plated housing
- Mil Spec MIL-W22759/33 wire and connector options
- Available in seven single colors: red, yellow, green, amber, orange, blue, and white
- Mounting hardware provided: hex nut, washer, and gasket
- Thread size: M8 X 0.75mm
- Mounting torque: 20 ± 2 in-lb (2.26 ± 0.23 N-m)
- For black matte finish (BR Series), custom cable length, connectors, or single/bi-color LED contact VCC
- RoHS and REACH Compliant

Ordering Data



Example:
CR-1-3061-9909-I
 CR Nickel Finish, Wire Leads, White LED 12 Volt, IP67

LED Specification Chart

Electrical and Optical Characteristics (TA = 25°C)

LED Part Numbers	Color	Luminous Intensity (mcd) Typ. @ IF (mA)	VF Typ. @ IF (mA)	Viewing Angle (2θ ^{1/2})	Peak Wavelength (nm)
------------------	-------	---	-------------------	------------------------------------	----------------------

SINGLE COLOR

3056	Red	400.0	20	1.9	20	30°	660
3055	Yellow	400.0	20	2.0	20	30°	590
3054	Green	300.0	20	3.2	20	30°	520
3060	Orange	600.0	20	2.1	20	30°	610
3057	Blue	640.0	20	3.3	20	20°	468
3061	White	27000.0	20	3.2	20	15°	N/A

SUPER ULTRA BRIGHT

3036	Red	2800.0	20	1.85	20	20°	660
3046	Green	900.0	20	1.9	20	30°	625
3047	Green	13990	20	3.3	20	20°	515
3048	Amber	1300.0	20	2.02	20	30°	592

Resistor Chart

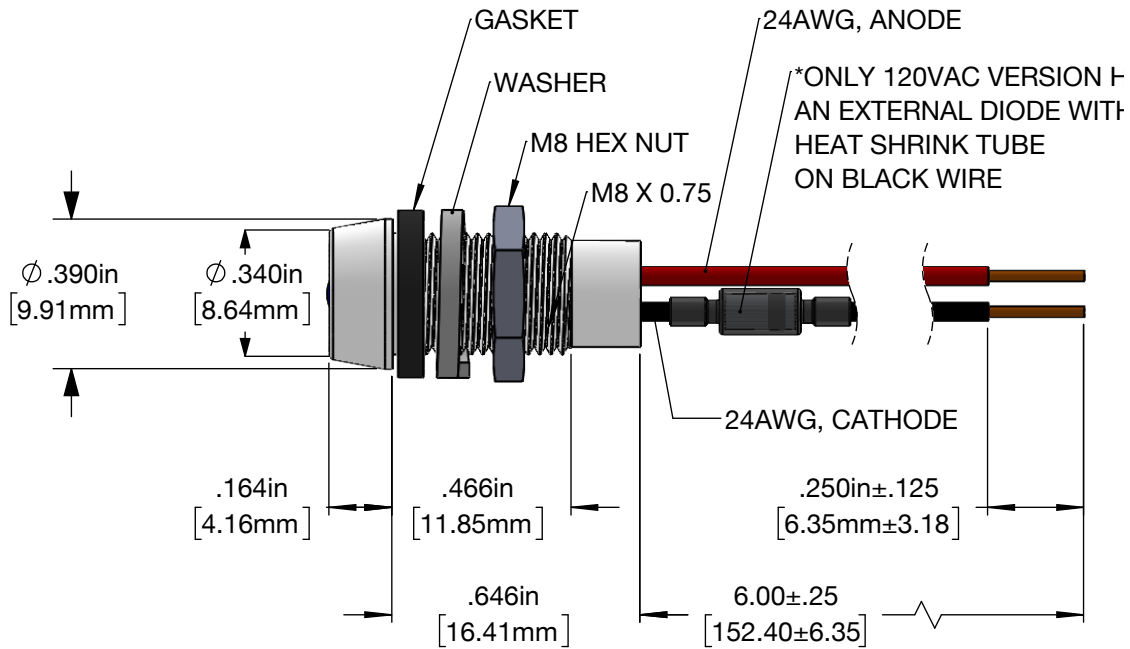
Operating Specification

Resistor Value Code	Voltage	Current (mA)	Resistor Value (Ohms) Green, Yellow Red, Bicolor LED	Resistor Value (Ohms) Blue, White LED
---------------------	---------	--------------	--	---------------------------------------

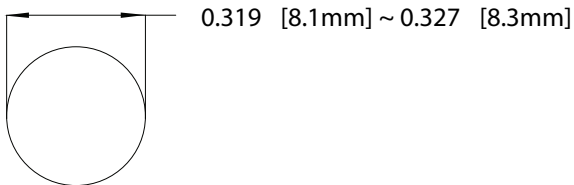
0000	2	20	None	Not Available
9907	5	20	150	
9922	5	20		65
9908	12	20	511	
9909	12	20		357
9910	24	20	1100	
9911	24	20		953
9912	48	9	4870	
9913	48	9		4530
9914	60	7	8250	
9915	60	7		7500
9920	120VAC	3.5	34000	Contact VCC

Product Dimensions

CR Series



Recommended Mounting Hole



Notes:

1. All dimensions are in inches [millimeters]
2. Tolerance is $\pm .002$ [0.05] unless otherwise noted.
3. The specifications, characteristics and technical data described in the datasheet are subject to change without prior notice.

Product Specifications

Materials	
Housing	Nickel-plated housing
Wire Leads	24 AWG, 6' length, red anode, black cathode
Washer	Stainless steel
Gasket	Buna
Hex Nut	Brass Alloy

Electrical Specifications	
Operating Voltage	Refer to table
Operating Current	Refer to table

Installation Specifications	
Mounting Hole	0.319 (8.1mm) ~ 0.327 (8.3mm)
Panel Thickness (max.)	.160 (4.06mm) .100 (2.54mm) gasket seal
Wire Leads	24 AWG UL1061 6.0 (152.4mm) red (anode) and black (cathode), leads stripped .250 (6.35mm)
Wire Leads AC Version	Black (hot) White (neutral) with external diode on black wire
Mounting Torque	20 ± 2 in-lb (2.26 ± 0.23 N-m)

Temperature Specifications	
Operating Temperature	-40°C to +85°C -40°F to +185°F
Storage Temperature	-40°C to +85°C -40°F to +185°F

Custom Connector

VCC can add crimped connections to your panel mount indicators (PMIs) and combine two final steps into one seamless transaction. We offer a range of connector options, including:



2 Position Connector

Wire-to-Wire Crimp Housing

Crimp Housing Connector

Micro-Fit Connector - Dual Row

Micro Rectangular Power Connector

Compliances and Approvals



Mouser Electronics

Authorized Distributor

Click to View Pricing, Inventory, Delivery & Lifecycle Information:

VCC:

[CR-1-3061-9909-I](#) [CR-1-3061-9911-I](#) [CR-1-3061-9913-I](#) [CR-1-3061-9915-I](#) [CR-1-3061-9922-I](#) [CR-1-3057-9922-I](#)
[CR-1-3060-9907-I](#) [CR-1-3060-9912-I](#) [CR-1-3060-9914-I](#) [CR-1-3060-9920-I](#) [CR-1-3061-0000-I](#) [CR-1-3056-9920-I](#)
[CR-1-3057-0000-I](#) [CR-1-3057-9909-I](#) [CR-1-3057-9911-I](#) [CR-1-3057-9913-I](#) [CR-1-3057-9915-I](#) [CR-1-3056-9908-I](#)
[CR-1-3056-9908-S](#) [CR-1-3056-9908-W](#) [CR-1-3056-9910-I](#) [CR-1-3056-9912-I](#) [CR-1-3056-9914-I](#) [CR-1-3055-9908-I](#)
[CR-1-3055-9910-I](#) [CR-1-3055-9914-I](#) [CR-1-3055-9920-I](#) [CR-1-3056-0000-I](#) [CR-1-3056-9907-I](#) [CR-1-3054-9912-I](#)
[CR-1-3054-9914-I](#) [CR-1-3054-9920-I](#) [CR-1-3054-9920-S](#) [CR-1-3055-0000-I](#) [CR-1-3055-9907-I](#) [CR-1-3048-9920-I](#)
[CR-1-3054-0000-I](#) [CR-1-3054-9907-I](#) [CR-1-3054-9908-I](#) [CR-1-3054-9908-S](#) [CR-1-3054-9910-I](#) [CR-1-3048-0000-I](#)
[CR-1-3048-9907-I](#) [CR-1-3048-9908-I](#) [CR-1-3048-9910-I](#) [CR-1-3048-9912-I](#) [CR-1-3048-9914-I](#) [CR-1-3047-9907-I](#)
[CR-1-3047-9908-I](#) [CR-1-3047-9910-I](#) [CR-1-3047-9912-I](#) [CR-1-3047-9914-I](#) [CR-1-3047-9920-I](#) [CR-1-3046-9908-I](#)
[CR-1-3046-9910-I](#) [CR-1-3046-9912-I](#) [CR-1-3046-9914-I](#) [CR-1-3046-9920-I](#) [CR-1-3047-0000-I](#) [CR-1-3036-9910-I](#)
[CR-1-3036-9912-I](#) [CR-1-3036-9914-I](#) [CR-1-3036-9920-I](#) [CR-1-3046-0000-I](#) [CR-1-3046-9907-I](#) [CR-1-3008-9901-S](#)
[CR-1-3019-9901-S](#) [CR-1-3036-0000-I](#) [CR-1-3036-9907-I](#) [CR-1-3036-9908-I](#) [CR-1-3056-9903-W](#)