
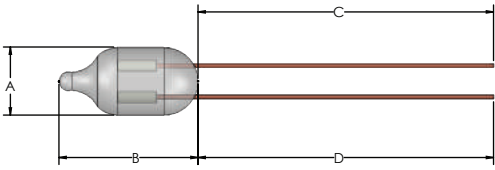
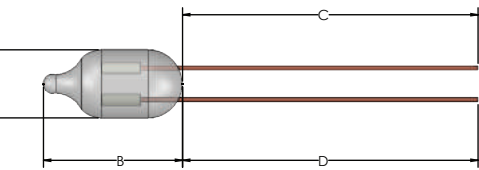


Neon Indicator Lamps



Small neon lamps are most widely used as indicators in electronic equipment and appliances, due to their low power consumption, long life, and ability to operate on mains power

Descriptions and Features

Configuration	Part Number	Old Ref. Number	Rated [Nominal] Current (mA)	Maximum Breakdown Voltage	
				VAC	VDC
Wire Terminal -Standard Brightness					
	2ML	NE -38S	0.3	65	90
	A1A	NE -2	0.5	65	95
	A1A-T	NE -2T	0.5	65	90
	A1B		0.3	65	90
	A1D-T		0.3	65	90
	A2B	NE -2V	0.6	65	95
	A9A	NE -2E	0.7	65	90
	A9A-T	NE -2ET	0.7	65	90
	A9A-C	NE -2E1	0.7	65	90
	Wire Terminal -High Brightness				
	1MH	NE -38	0.6	95	135
	A1C		1.2	95	135
	A1C -T		1.2	95	135
	G2B -1		1.2	95	135
	G2B -2		1.4	95	135
	A3C	NE -2U	1.9	95	135
	C2A	NE -2H	1.9	95	135
	C2A-T	NE -2HT	1.9	95	135
	D2A		2.6	95	135

Product Dimensions

Series Resistor		Average Useful Life	Dimensions inches				Footnotes	Part Number
100-125V Ohms	W		A(Max.)	B(Max.)	C	D		
Wire Terminal-Standard Brightness								
220K	1/4	25,000	.157	.394	1.00 Min.	1.00 Min.	2	2ML
150K	1/4	25,000	.244	1.00	1.00±0.06	1.00±0.06		A1A
150K	1/4	25,000	.244	1.00	1.06±0.06	1.06±0.06	2	A1A-T
220K	1/4	25,000	.244	.500	1.06±0.06	1.06±0.06		A1B
220K	1/4	25,000	.244	.500	1.00±0.06	1.00±0.06	2	A1D-T
100K	1/4	25,000	.244	.750	2.06±0.06	2.06±0.06		A2B
100K	1/4	25,000	.244	.750	2.06±0.06	2.06±0.06		A9A
100K	1/4	25,000	.244	.750	2.00	2.00	1,3	A9A-T
100K	1/4	25,000	.244	.750	1.00	1.00		A9A-C
100-125V Ohms W								
Wire Terminal-High Brightness								
82K	1/4	12,000	.157	.395	1.00 Min.	1.00 Min.	2	1MH
47K	1/4	25,000	.244	.500	1.06±0.06	1.06±0.06	5,6	A1C
47K	1/4	25,000	.244	.500	1.00	1.00	2	A1C-T
47K	1/4	15,000	.244	.500	1.00	1.00	1,3	G2B-1
39K	1/4	15,000	.244	.750	1.00	1.00	1,3	G2B-2
30K	1/4	25,000	.244	.750	2.06±0.06	2.06±0.06		A3C
30K	1/4	25,000	.244	.750	2.06±0.06	2.06±0.06		C2A
30K	1/4	25,000	.244	.750	2.06±0.06	2.06±0.06	2	C2A-T
22K	1/4	25,000	.244	.980	1.00	1.00		D2A

Footnotes

- Life value is to approximately 50% of initial light output. Values shown apply to use on AC unless otherwise shown. Life on DC is approximately 60% of AC values when DC current is equal to RMS AC value. When equal DC and RMS AC voltages and equal resistances are utilized, life will be approximately the same.
- Tinned leads.
- Formed tip.
- Lamp with a green-light-emitting phosphorous coating.
- Lead wire spacing: 0.068" ± 0.009" (1.75mm ± 0.25mm)
- Lead wire diameter: 0.0150"± 0.0007" (0.4mm ± 0.02mm)

Compliances and Approvals



Mouser Electronics

Authorized Distributor

Click to View Pricing, Inventory, Delivery & Lifecycle Information:

VCC:

[C2A](#) [A1D-T](#) [A1C](#) [A9A](#) [A1A](#) [2ML](#) [C2A-T](#) [1MH](#) [A1C-T](#) [D2A](#) [2ML-10PK](#) [A1C-120](#) [A9A3-C2](#)