

UBI-2590 / SMBus Higher Capacity

Technical Datasheet



Features

- Flexible dual mode output voltage
- SmartCircuit Technology - communication with host and charge equipment
- Accurate state-of-charge display for each side of the battery
- Rugged, military tough case construction can handle severe environments
- Highest energy density solution in the Ultralife UBI-2590 family

Applications

- Rugged, portable electronics
- Robotics / AUVs / UUVs
- Military communication devices
- AN/PRC-117G, AN/PRC-117F, AN/PRC-119, AN/PSC-5D

Optional Accessories

- CA0003: Vehicle Adapter
- CA0006: 15/30V, 2 Conductor Cable
- CA0007: 15/30V 2 Conductor Cable
- CA0008: 15/30V, 4 Conductor Cable
- CH0002: COTS Desktop Charger
- MRC-135A: Single Unit Solar Charger
- MRC-143A: 3-Unit Solar Charger
- UCA0039: Shielded Smart Cable
- UCA0114: Low Profile Smart Cable
- UCH0053: 6-bay Charger
- UCH0054: 2-bay Charger
- UCH0056: Smart Desktop Charger
- UKT0011: Portable Battery System

Technical Specifications

Part No.	UBBL13-01	
NSN	6140-01-640-8702	
Voltage Range	30V Mode:	20.0 to 33.6V
	15V Mode:	10.0 to 16.8V
Average Voltage	30V Mode:	28.8V
	15V Mode:	14.4V
Capacity	Nominal ¹	30V mode: 10.0Ah
		15V mode: 20.0Ah
	Minimal ¹ :	30V mode: 9.6Ah
		15V mode: 19.2Ah
Max. Continuous Discharge	30V Mode:	10.0A
	15V Mode:	20.0A
Max. Pulse Discharge ²	30V Mode:	18.0A
	15V Mode:	36.0A
Energy ¹	288Wh	
Energy Density	208Wh/kg, 334Wh/l	
Weight	1451g, 3.2lbs	
Cycle Life ³	> 300 cycles	
Operating Temperature	-32°C to +60°C discharging, -20°C to +50°C charging	
Storage Temperature	-20°C to +50°C	
Self-Discharge @ +23°C	<10% per month	
Exterior/Housing	Hard plastic (Noryl N190X-701)	
Color	Standard color is Desert Tan. Available in black by phone order.	
Terminals/Connector	Connector SC-C-179495	
Communications	Physical layer:	SMBus v1.1
	Protocol:	SBD v1.1 compliant
State of Charge Indicator	5-segment LCD display	
Harmonized Tariff Schedule	8507.60.0020	
Protection	Over Voltage:	4.30V (per cell)
	Under Voltage:	2.40V (per cell)
	Transient Currents:	23.0A > 15ms
		30.0A > 305us
	Short Circuit	
	Overcharge Protection:	Up to 40V
	Thermal Cutoff Device:	Activates 70±5°C
		Resets 50±5°C
	Thermal Fuse:	Activates 93±5°C
Charging	Connect each side of the battery to a DC power source using correct polarity and apply a maximum voltage of 16.8V. Limit the current to the recommended rate of 3.0A and hold to 16.8V until the current declines to 300mA. Maximum charge rate is 4.8A.	
Safety	Material Safety Datasheet - MSDS041 Refer also to Safety Guide UBM-5112	
Certifications	Designed to meet MIL-PRF-32383	
	IEC 62133-2:2017	
	UL/CSA 62133-2	
	CB scheme - BE-41760	
Transportation	UN 3480 Dangerous Goods Class 9, Total Energy >100Wh, <300Wh. If packed in or with equipment (UN 3481) contact Ultralife for guidance or other questions. UN Testing Summary - UNTS-0031A	
Harmonized Tariff Schedule	8507.60.0000	

Notes

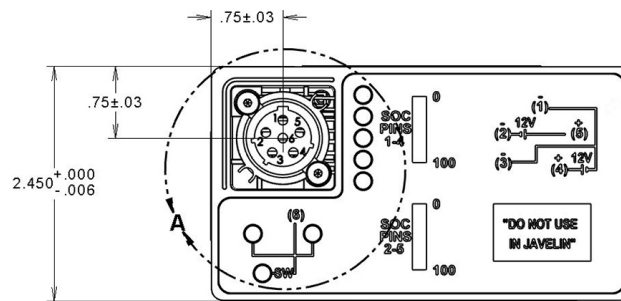
1. Using a C/5 discharge rate at +25°C.
2. Load has a pulse width of 5 seconds with a total period of 30 seconds.
3. Number of consecutive 2A rate discharges while in 30V mode and recommended charges at 25±5°C until the battery reaches 80% of initial capacity.

UBBL13-01

Newark, New York | +1 315-332-7100 | Fax: +1 315-331-7800

©2024 Ultralife Corporation • www.ultralifecorp.com • All information is subject to change without notice.

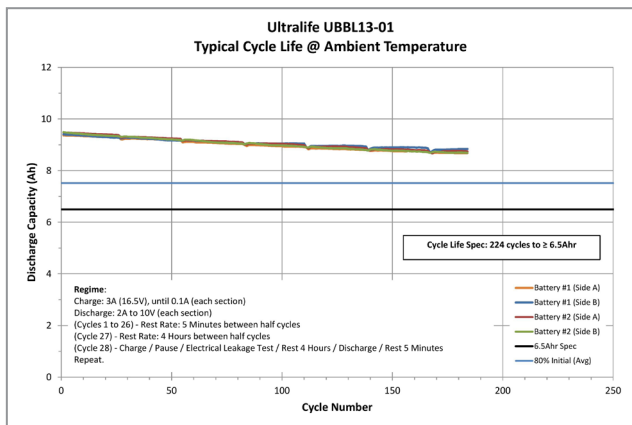
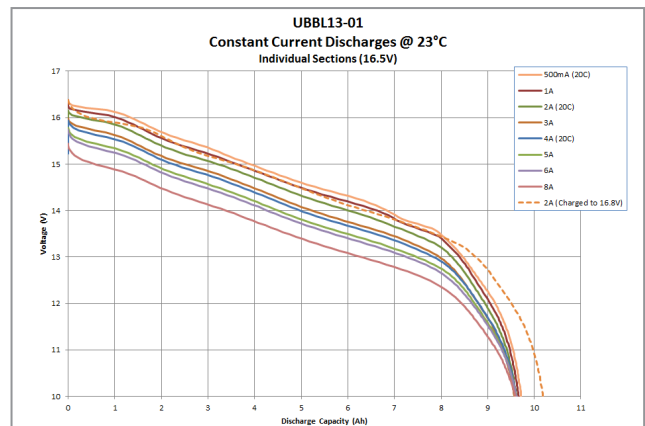
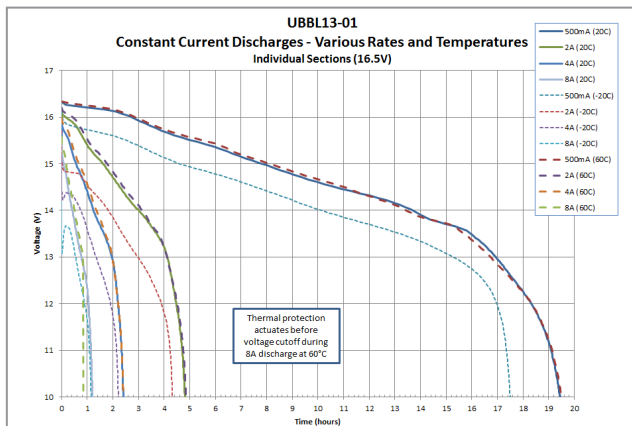
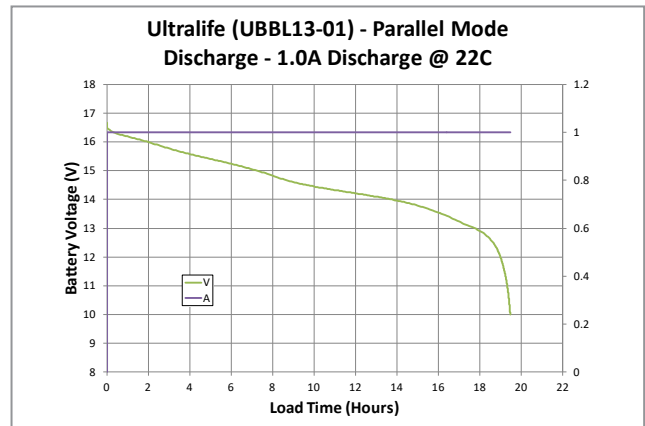
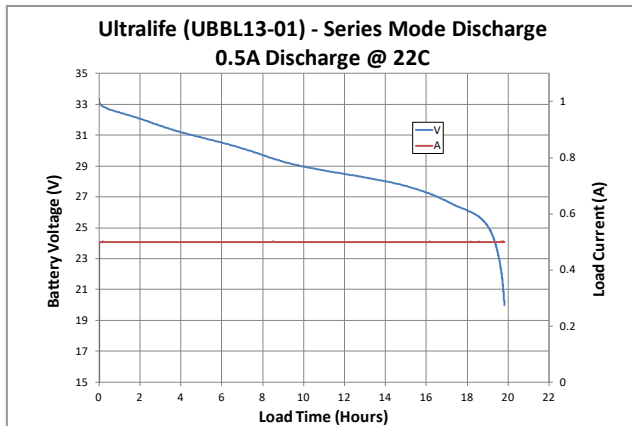
The information contained herein is for reference only and does not constitute a warranty of performance. • 23 DEC 2024 UBM-0079 Rev: K



©2024 Ultralife Corporation • www.ultralifecorp.com • All information is subject to change without notice.

The information contained herein is for reference only and does not constitute a warranty of performance. • 23 DEC 2024 UBM-0079 Rev: K

Performance Graphs



Mouser Electronics

Authorized Distributor

Click to View Pricing, Inventory, Delivery & Lifecycle Information:

[Ultralife:](#)

[UBBL13-01](#)