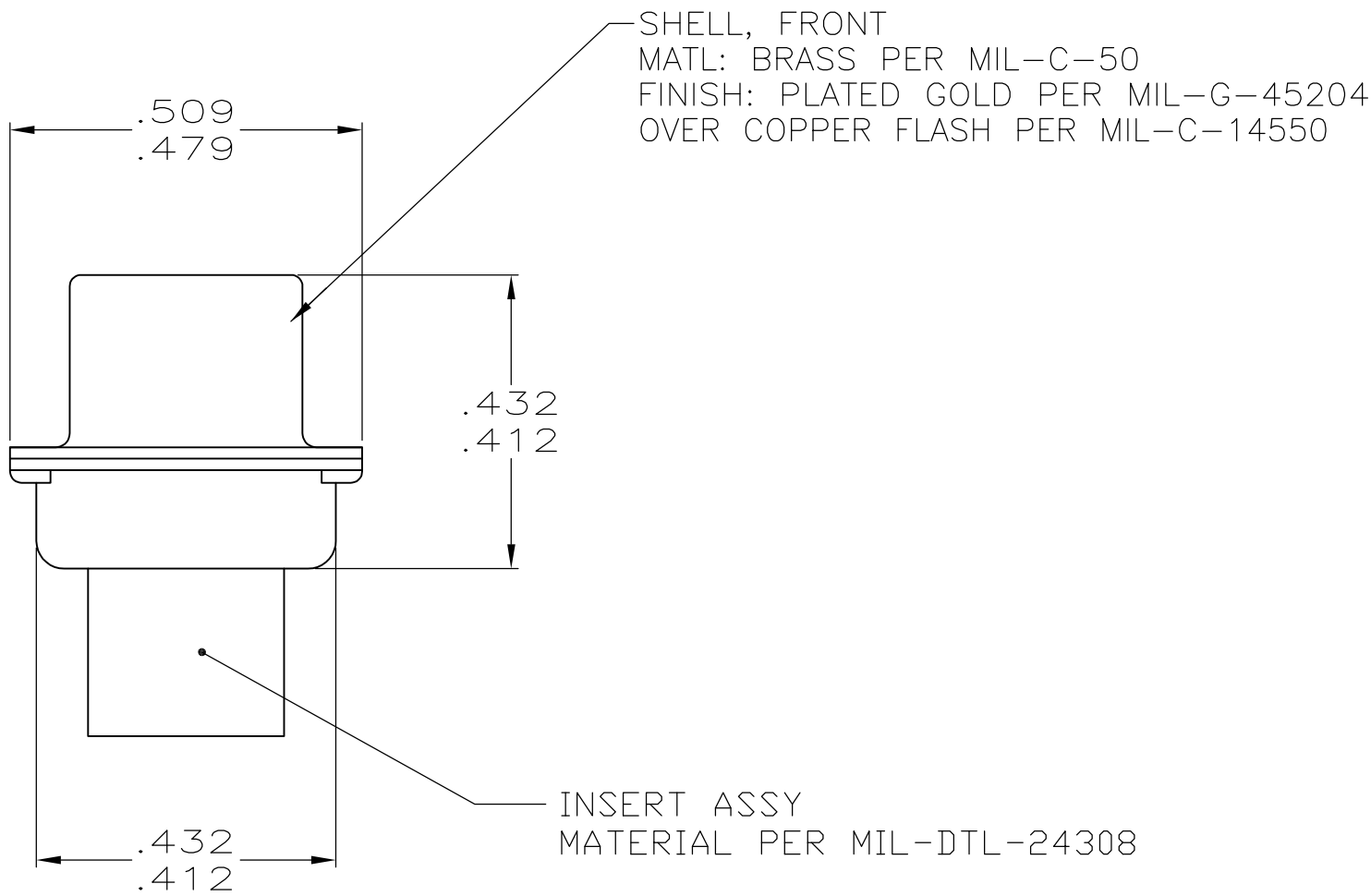
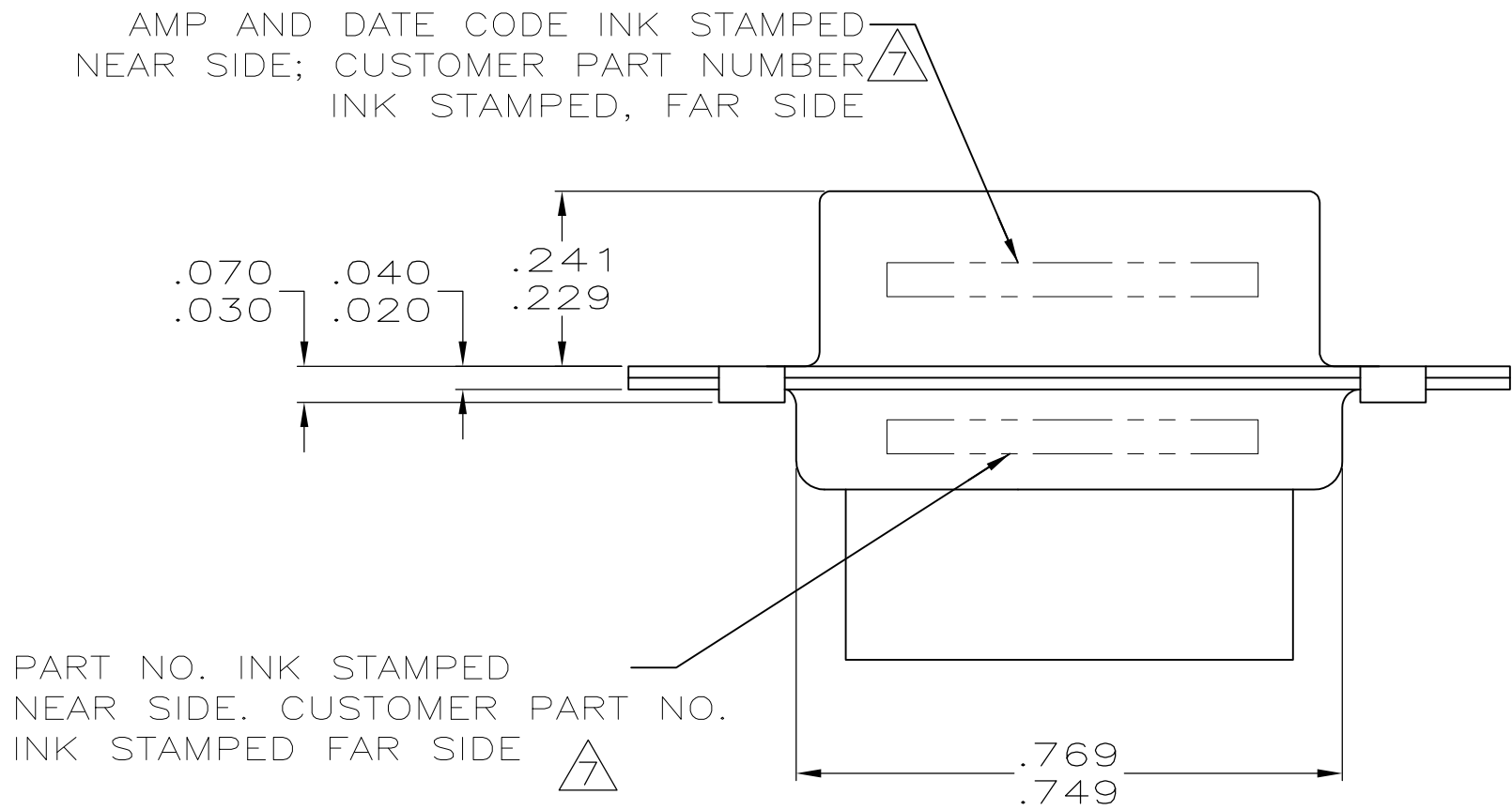
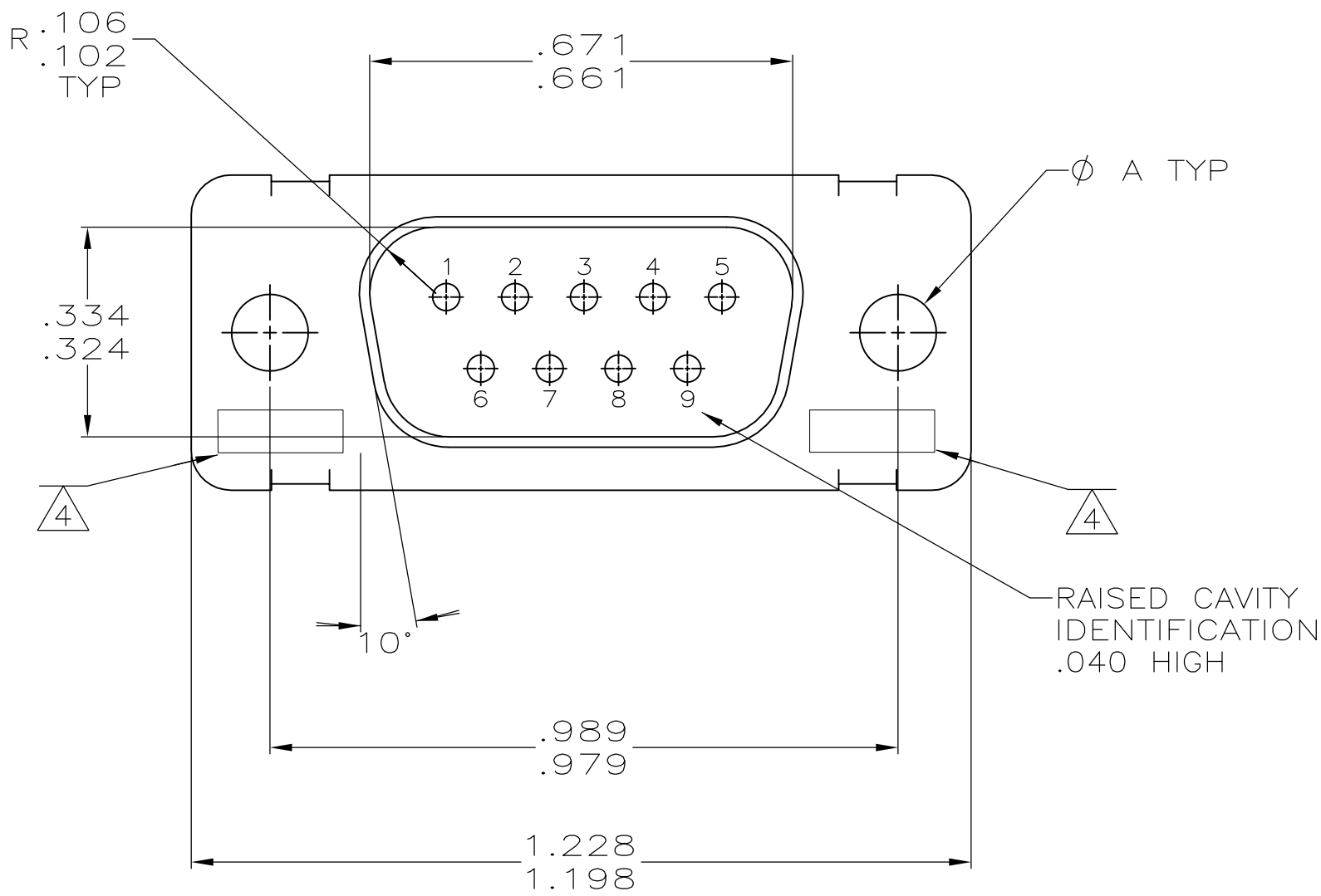


LOC		DIST		REVISIONS					
—		—		P	LTR	DESCRIPTION	DATE	DWN	APVD
					N	REV PER ECO 15-016064	11-9-15	CT	CD



1. THIS PLUG WILL MATE WITH ANY RECEPTACLE CONNECTOR WITH THE SAME INSERT ARRANGEMENT AS DEFINED BY MS18273-1.
2. MAXIMUM WIRE INSULATION USED WITH THIS PLUG IS .072 DIA.
3. BE CU RETENTION CLIPS ARE INCLUDED IN INSERTS.
4. UL/CSA DESIGNATION STAMPED IN THIS AREA.
5. THESE CONNECTORS ARE QUALIFIED TO GODDARD SPACE FLIGHT CENTER SPECIFICATION S-311-P-4.
6. CONNECTOR SUPPLIED WITHOUT CONTACTS; SHOWN FOR DIMENSIONAL REFERENCE ONLY.
7. CUSTOMER PART NUMBER MAY BE SPLIT BETWEEN FRONT AND REAR SHELLS, SAME SIDE. FAR SIDE REFERS TO WIDE SIDE OF KEYSTONE, NEAR SIDE REFERS TO NARROW SIDE OF KEYSTONE.
8. RESTRICTED TO CAE ELECTRONICS ONLY.

	.120	570513-6	207252-6	207252-6
	5 8	.120	311P409-1P-B-12	207252-2
OBS		.120	2A014-001V-001	207252-4
OBS		.120	---	207252-3
	5	.120	311P409-1P-B-12	207252-2
	5	.154	311P409-1P-B-15	207252-1
REMARKS		A	INK STAMP CUSTOMER P/N	INK STAMP PART NUMBER
			NAME	PART NUMBER

THIS DRAWING IS A CONTROLLED DOCUMENT.		DWN THOMPSON 08-12-93	TE Connectivity	
		CHK F. KINSEY 08-19-93		
DIMENSIONS: INCHES		APVD F. KINSEY 08-19-93	NAME	
		PRODUCT SPEC	PLUG FOR PIN CONTACTS SERIES 109, SIZE 1, NONMAGNETIC 9 POSITION	
		APPLICATION SPEC		
MATERIAL SEE CALLOUTS		WEIGHT ---	SIZE A1	RESTRICTED TO ---
		CUSTOMER DRAWING	SCALE 4:1	SHEET 1 OF 1

Mouser Electronics

Authorized Distributor

Click to View Pricing, Inventory, Delivery & Lifecycle Information:

[TE Connectivity:](#)

[311P409-1P-B-15](#)