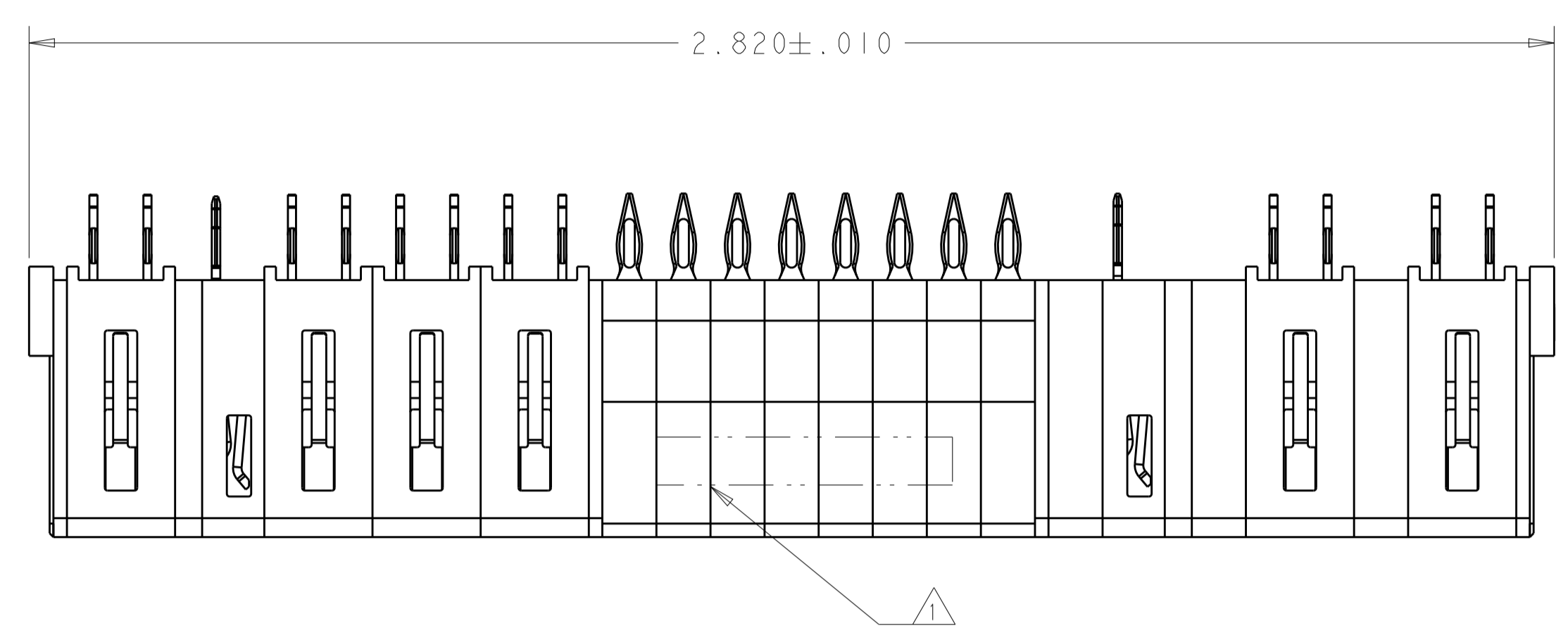
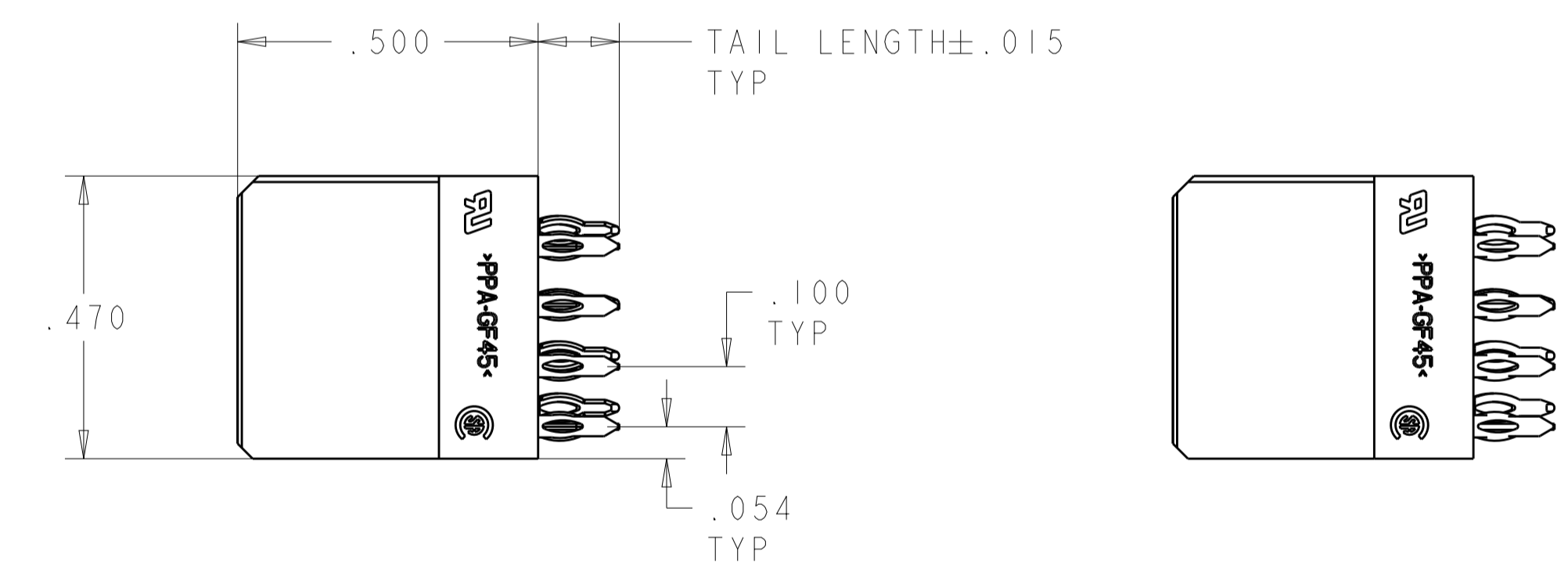
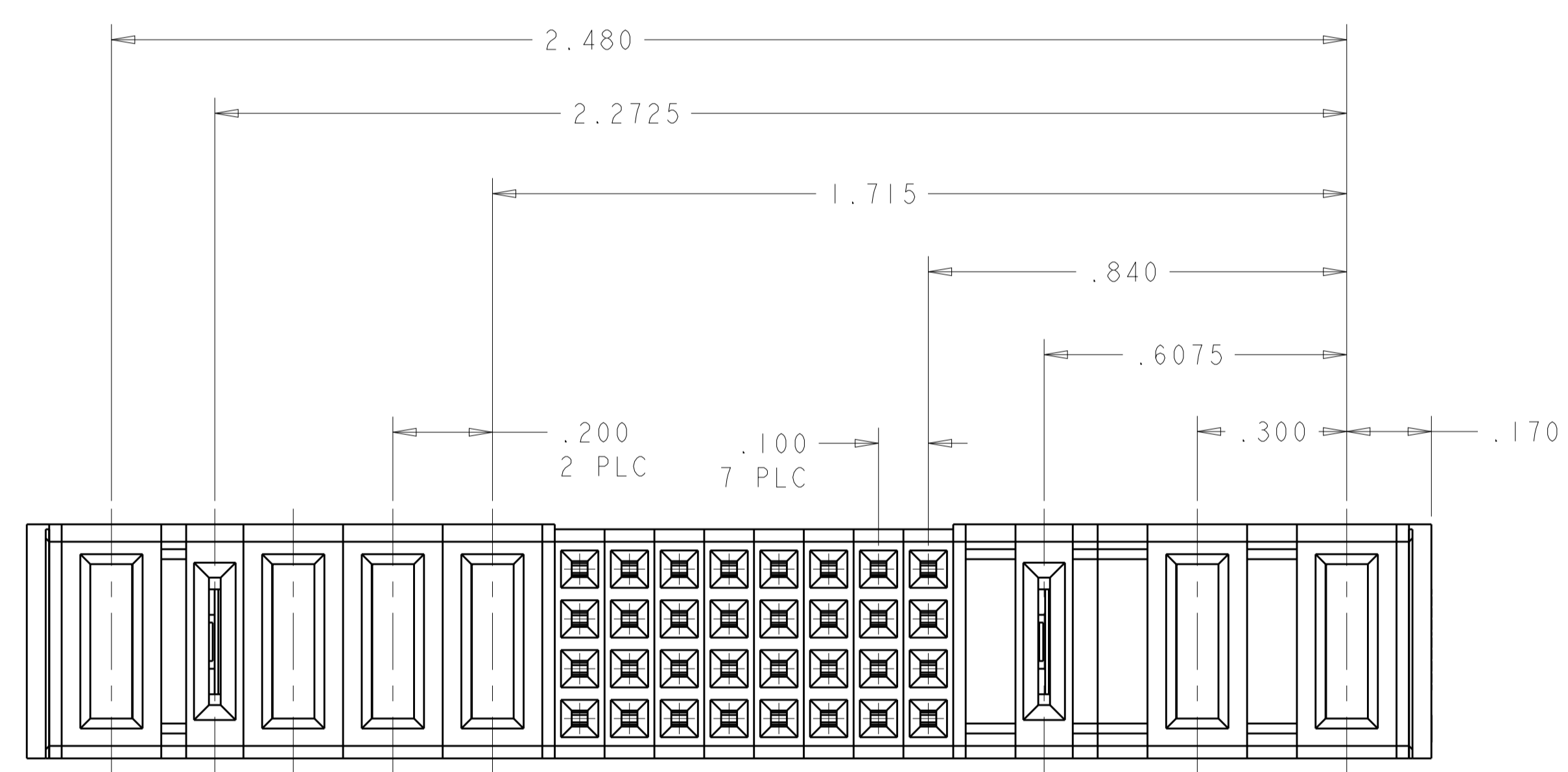


REVISIONS				
P.	LTN	DESCRIPTION	DATE	APVD
B		REV PER ECO 17-004020	3-22-17	CT DH



- 1 "TE", PART NUMBER AND DATE CODE TO BE MARKED IN AREA SHOWN.
- 2 MATERIAL: HOUSING - GLASS FILLED HIGH TEMP THERMO PLASTIC, UL94 V-0
SIGNAL CONTACT - HIGH CONDUCTIVITY COPPER ALLOY
POWER CONTACT - HIGH CONDUCTIVITY COPPER ALLOY
- 3 CONTACT PLATING: SIGNAL CONTACTS - .000050 MIN Ni UNDER ALL
.000050 MIN Au ON CONTACT AREA
.000005 MIN Au AT PCB INTERFACE
POWER CONTACTS - .000050 MIN Ni UNDER ALL
.000050 MIN Au ON CONTACT AREA
.000005 MIN Au AT PCB INTERFACE
- 4 MECHANICAL CONNECTOR KEEP OUT ZONE
- 5 DATUM AND BASIC DIMENSIONS ESTABLISHED BY CUSTOMER
- 6 PCB - ALL HOLE DIAMETERS ARE FINISHED HOLE SIZES
- 7 PCB - $0.0453 \pm .0010$ DRILLED HOLES PLATED WITH .0003 MIN Sn
OVER .001 TO .003 Cu PLATING TO ACHIEVE A .040 HOLE



LP CONFIGURATION TAIL DIMENSIONS

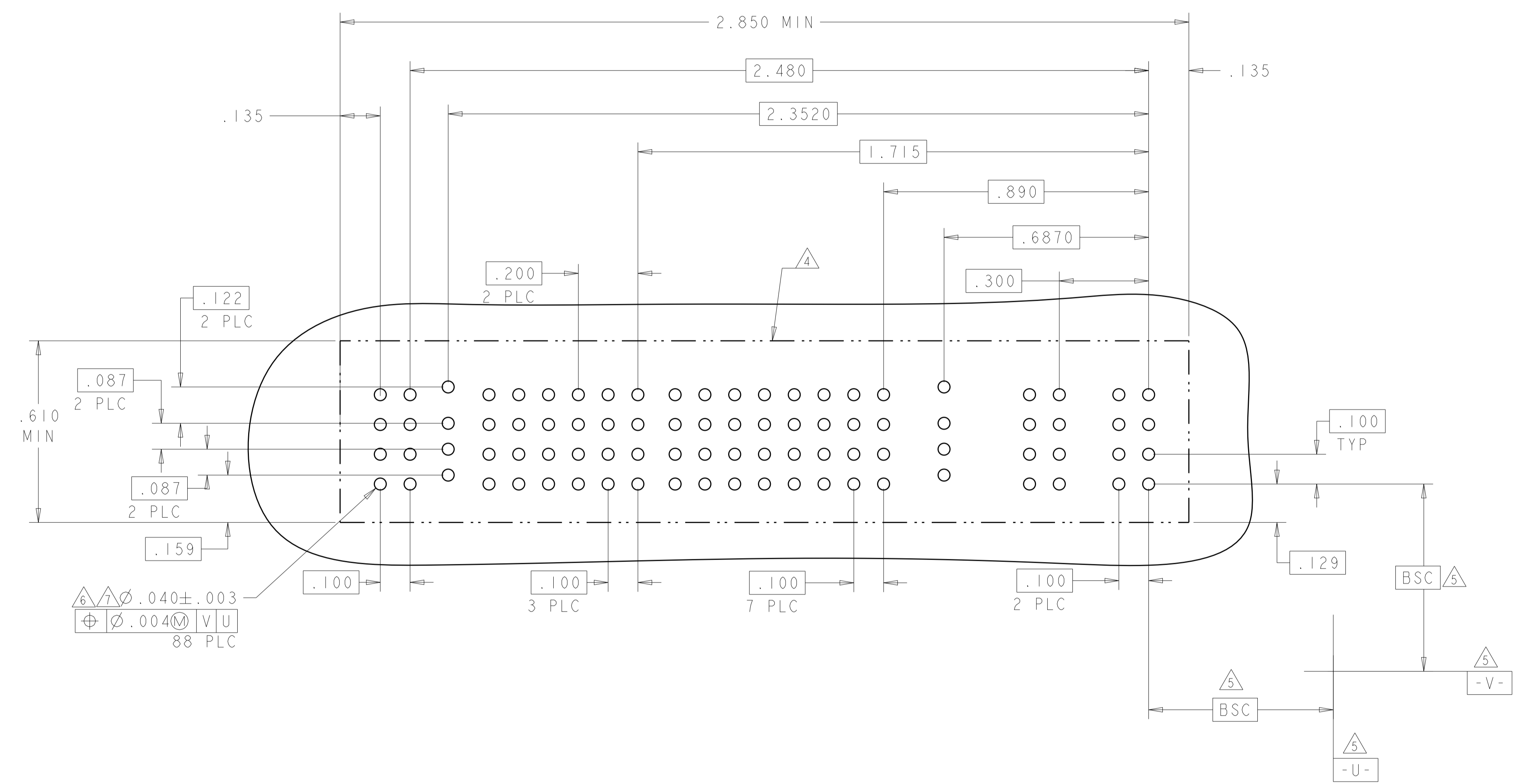
2ACP + 1LP + 32S + 3HDP + 1LP + 1P	2309390-1
DESCRIPTION	PART NUMBER

THIS DRAWING IS A CONTROLLED DOCUMENT.		DWN: R. MILLER 13SEP2016 CHK: D. HOANG 13SEP2016 APVD: D. HOANG 13SEP2016	TE Connectivity
DIMENSIONS: INCHES	TOLERANCES UNLESS OTHERWISE SPECIFIED: 0 PLC $\pm .01$ 1 PLC $\pm .01$ 2 PLC $\pm .01$ 3 PLC $\pm .005$ 4 PLC $\pm .0020$ ANGLES $\pm .2^\circ$	PRODUCT SPEC: 108-2292 APPLICATION SPEC: 114-13251 WEIGHT: -	
MATERIAL:		FINISH:	CUSTOMER DRAWING SCALE: 2:1 SHEET 1 OF 2 REV B

REVISIONS				
P.	LTN	DESCRIPTION	DATE	APVD
-	-	SEE SHEET 1	-	-

PART NUMBER	ROWS	POWER					SIGNAL								POWER		
		P6	LP2	P5	P4	P3	8	7	6	5	4	3	2	1	LPI	P2	PI
2309390-1	D						AP	AP	AP	AP	AP	AP	AP	AP			
	C	GS	LSI	GS	GS	GS	AP	AP	AP	AP	AP	AP	AP	LSI	GS	GS	
	B						AP	AP	AP	AP	AP	AP	AP				
	A						AP	AP	AP	AP	AP	AP	AP				

2ACP + 1LP + 32S + 3HDP + 1LP + 1P



CODE	TAIL LENGTH
LSI	LOW POWER PRESS FIT CONTACTS .135 TAIL LENGTH
GS	STD POWER PRESS FIT CONTACT .135 TAIL LENGTH
AP	SIGNAL PRESS FIT CONTACT .135 TAIL LENGTH

CONTACT TABLE

THIS DRAWING IS A CONTROLLED DOCUMENT.		DWN R. MILLER 13SEP2016	TE Connectivity
DIMENSIONS: INCHES		CHK D. HOANG 13SEP2016	
TOLERANCES UNLESS OTHERWISE SPECIFIED: 0 PLC ±. 1 PLC ±.01 2 PLC ±.01 3 PLC ±.005 4 PLC ±.0020 ANGLES ±.2°		APVD	NAME VER RECEP ASSEMBLY, W/ LP CONTACTS WITHOUT GUIDES, PRESS FIT MULTI-BEAM XLE
MATERIAL		PRODUCT SPEC 108-2292	SIZE A1
FINISH		APPLICATION SPEC 114-13251	CAGE CODE 2309390
		WEIGHT	RESTRICTED TO
		CUSTOMER DRAWING	SCALE 2:1 SHEET 2 OF 2 REV B

Mouser Electronics

Authorized Distributor

Click to View Pricing, Inventory, Delivery & Lifecycle Information:

[TE Connectivity:](#)

[2309390-1](#)