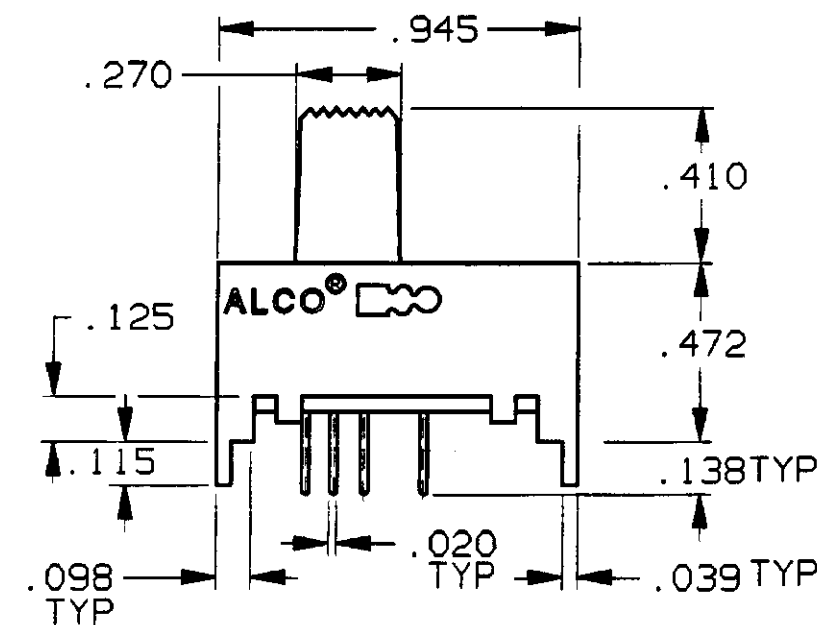
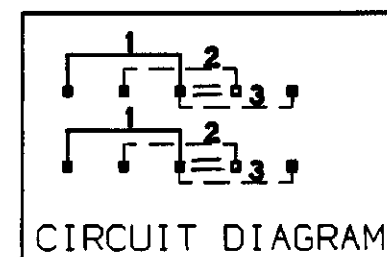
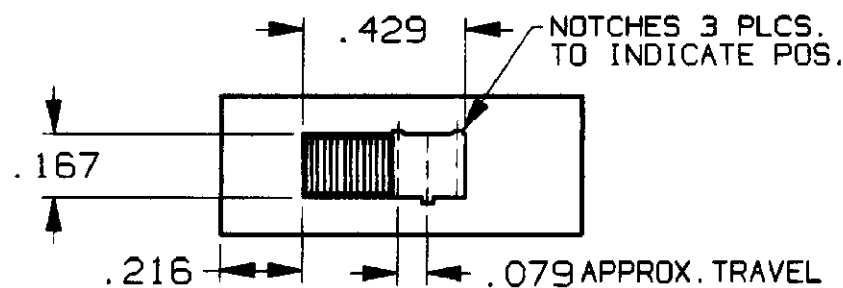
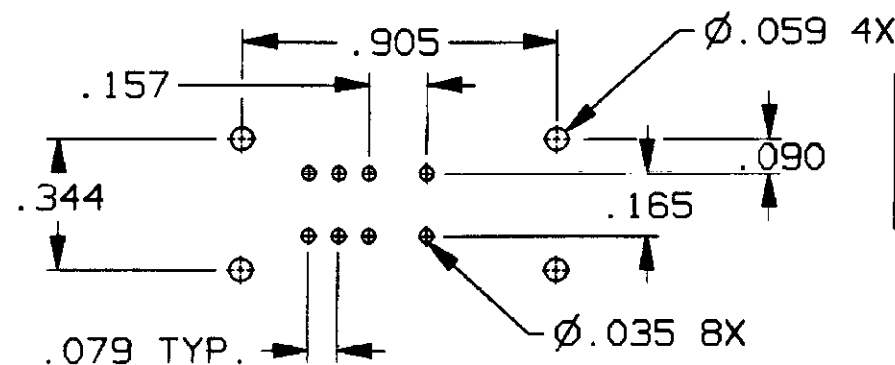
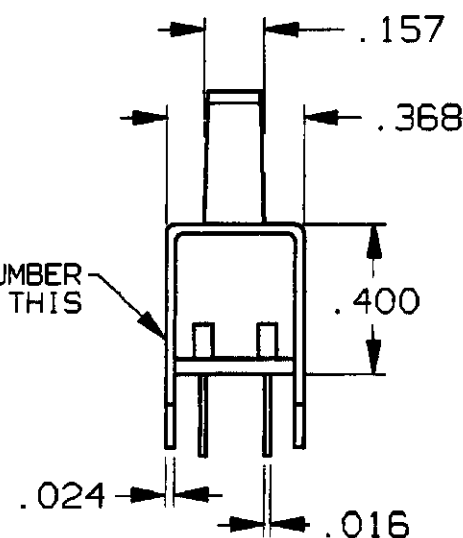


CONVERSION CHART	
INCH	MM
.010	0.25
.016	0.40
.020	0.50
.024	0.60
.035	0.88
.039	0.99
.059	1.49
.079	2.00
.090	2.28
.098	2.48
.115	2.92
.125	3.17
.138	3.50
.157	3.98
.165	4.19
.167	4.24
.216	5.48
.270	6.85
.368	9.34
.400	10.16
.410	10.41
.905	22.98
.945	24.00



MODEL NUMBER
STAMPED THIS
SIDE



RECOMMENDED HOLE LAYOUT
TOLERANCE $\pm .002$ UNLESS OTHERWISE NOTED

MSSA-2350G	GOLD
MSSA-2350	SILVER
MODEL NO.	PLATING

SPECIFICATIONS:

MATERIALS:

CASE: STEEL

ACTUATOR: POLYESTER UL 94V-0

MOVABLE CONTACT: COPPER ALLOY, SILVER OR GOLD PLATED.

STATIONARY CONTACT: COPPER ALLOY, SILVER OR GOLD PLATED.

TERMINALS: COPPER ALLOY, SILVER OR GOLD PLATED.

ELECTRICAL:

CONTACT RATING: GOLD: 0.4 VA 20 VDC OR PEAK AC
SILVER: 300 mA @ 125 VAC

CONTACT RESISTANCE: 30mΩ MAX. INITIAL.

INSULATION RESISTANCE: 1,000 MEGOHMS MIN.

DIELECTRIC STRENGTH: 500V RMS @ SEA LEVEL.

LIFE EXPECTANCY: 15,000 CYCLES MIN.

MECHANICAL:

ACTUATION FORCE: 470 GRAMS AVERAGE.

ENVIRONMENTAL:

OPERATING TEMPERATURE: -4°F TO $+185^{\circ}\text{F}$
(-20°C TO $+85^{\circ}\text{C}$)

STORAGE TEMPERATURE: -40°F TO $+212^{\circ}\text{F}$
(-40°C TO $+100^{\circ}\text{C}$)

NOTES:

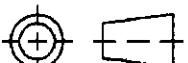
1. INTERPRET DRAWING PER ASME Y14.5M-1994.
2. TERMINALS ARE EPOXY SEALED.

AUGAT D/N 40120-SD

CUSTOMER DRAWING

SPECIFICATIONS ARE SUBJECT TO CHANGES WITHOUT NOTICE



REV	A			 THIRD ANGLE PROJECTION	UNLESS OTHERWISE SPECIFIED DIMENSIONS ARE IN INCHES DO NOT SCALE PRINT		ORIGINAL DATE OF DRAWING: 6-20-96		TYCO ELECTRONICS					
					TOLERANCES (EXCEPT AS NOTED) ANGULAR = DECIMAL .XX = DECIMAL .XXX = ±.010 DECIMAL .XXXX =		MATERIAL: SEE SPECIFICATIONS		DRAWN: TRU-D		DATE: 6-20-96		TITLE: CUSTOMER DRAWING SLIDE SWITCH (MSSA-2350)	
									CHECKED:		DATE:			
									APPROVED:		DATE:			
REVISIONS	OG3C-0173-02			AUGAT CONFIDENTIAL This document contains information which is the exclusive property of Augat Inc. Distribution, reproduction or use by others is not permitted without the expressed written consent of Augat Inc.	FINISH: SEE SPECIFICATIONS		CODE IDENT. NO. 91506		DWG. SIZE B		DWG. NO. 5-1437580-3		REV. A	
							NEXT ASSY:		PRODUCT CODE: C51		SCALE:		SHEET 1 OF 1	

Mouser Electronics

Authorized Distributor

Click to View Pricing, Inventory, Delivery & Lifecycle Information:

[TE Connectivity:](#)

[MSSA2350](#)