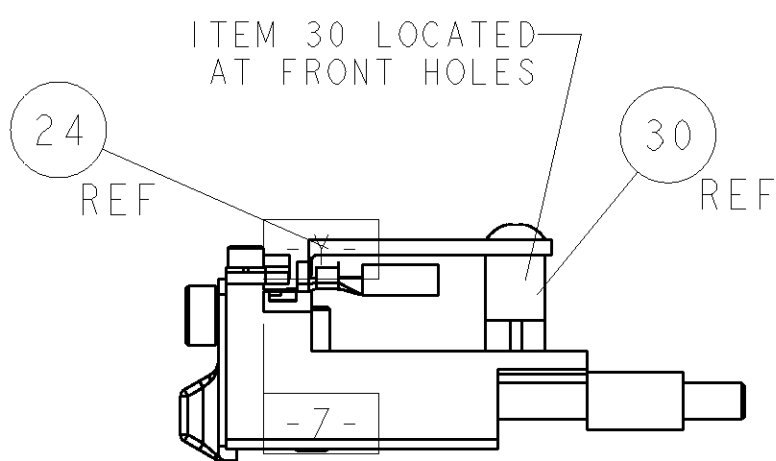
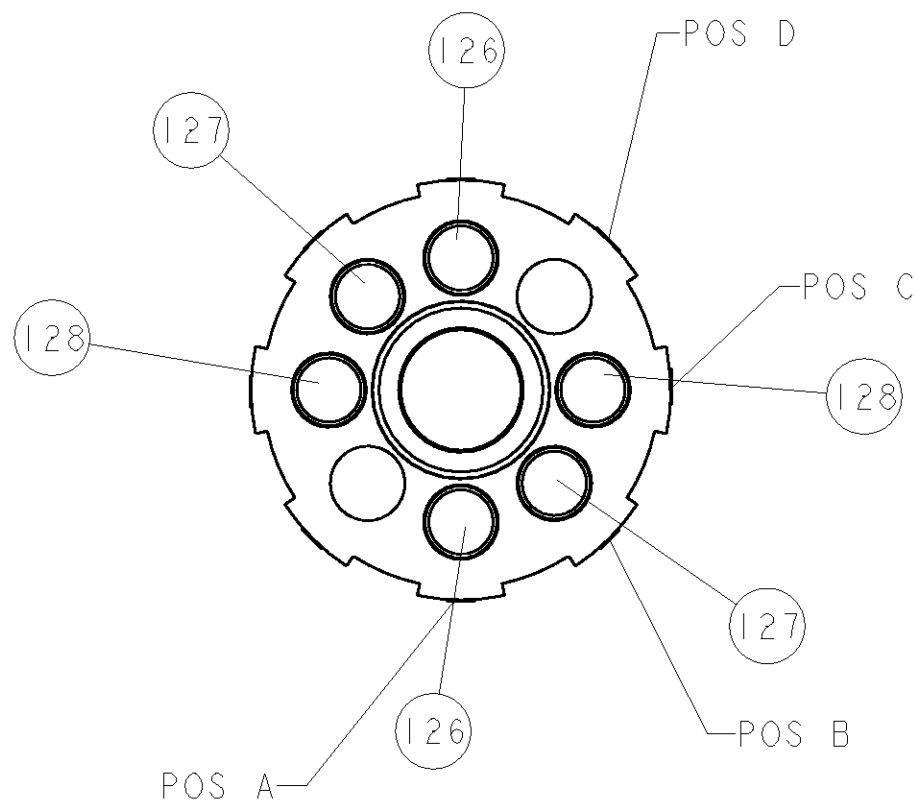
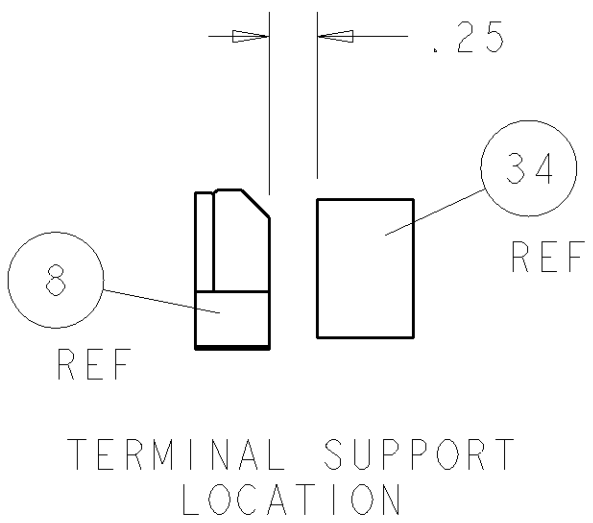


8				7			
THIS DRAWING IS UNPUBLISHED.				RELEASED FOR PUBLICATION			
COPYRIGHT 20				BY TYCO ELECTRONICS CORPORATION. ALL RIGHTS RESERVED.			
PART NUMBER	REV	FIRST USED	POWER UNIT	FEED TYPE	DESCRIPTION		
1852178-1	C	122500-1	LEADMAKER	POST FEED	CUTS CARRIER		
1852178-2	C	565435-5	BENCH MODEL K	PRE FEED	CUTS CARRIER		
1852178-3	C	354500-1	BENCH MODEL G	PRE FEED	CUTS CARRIER		
1852178-6	C	122500-1	LEADMAKER	POST FEED	CONTINUOUS CARRIER		
7-1852178-7	A	-	-	-	SPARE PARTS		

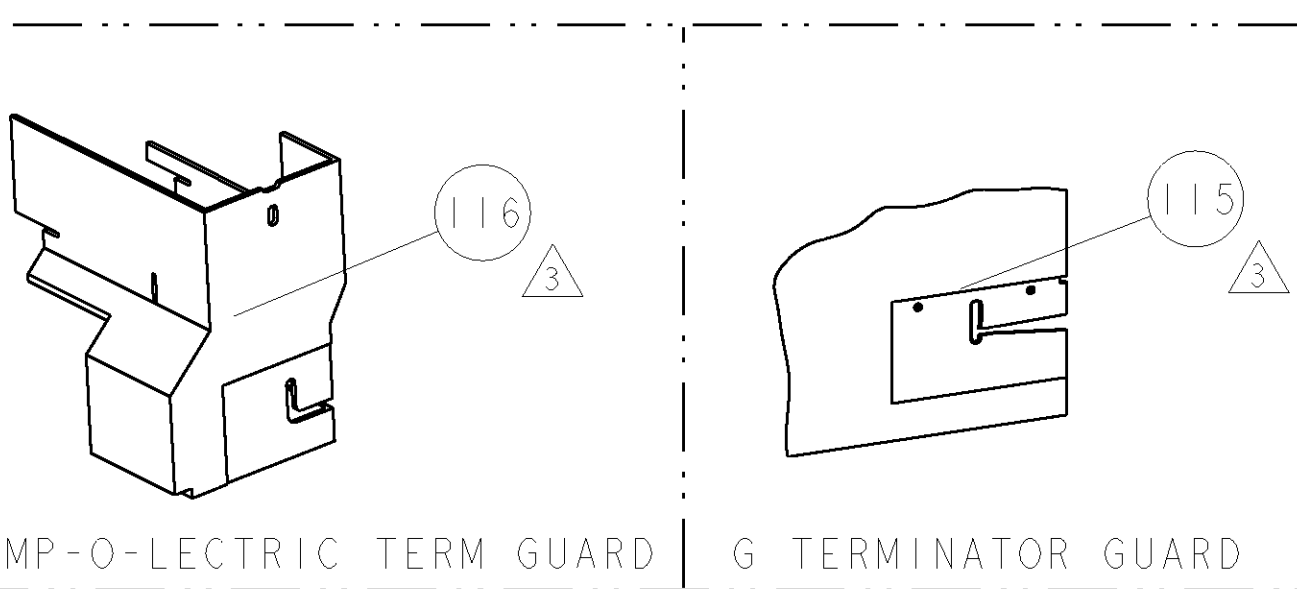
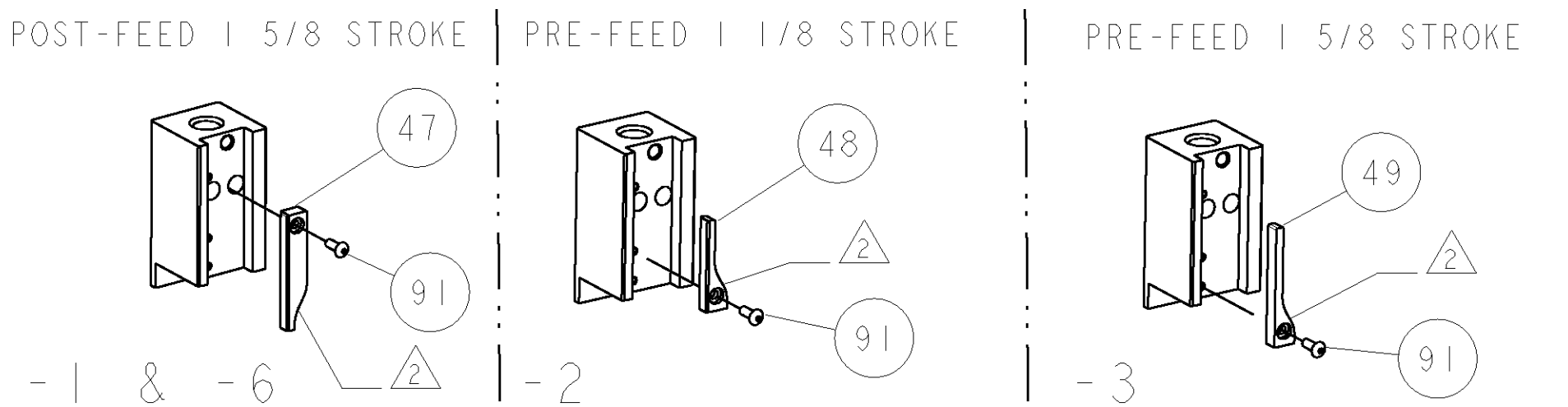
- △ RECOMMENDED SPARE PARTS
- △ GREASE LIGHTLY
- △ GUARD MUST BE IN PLACE WHEN OPERATING APPLICATOR IN A BENCH MACHINE



FEED TRACK POSITION

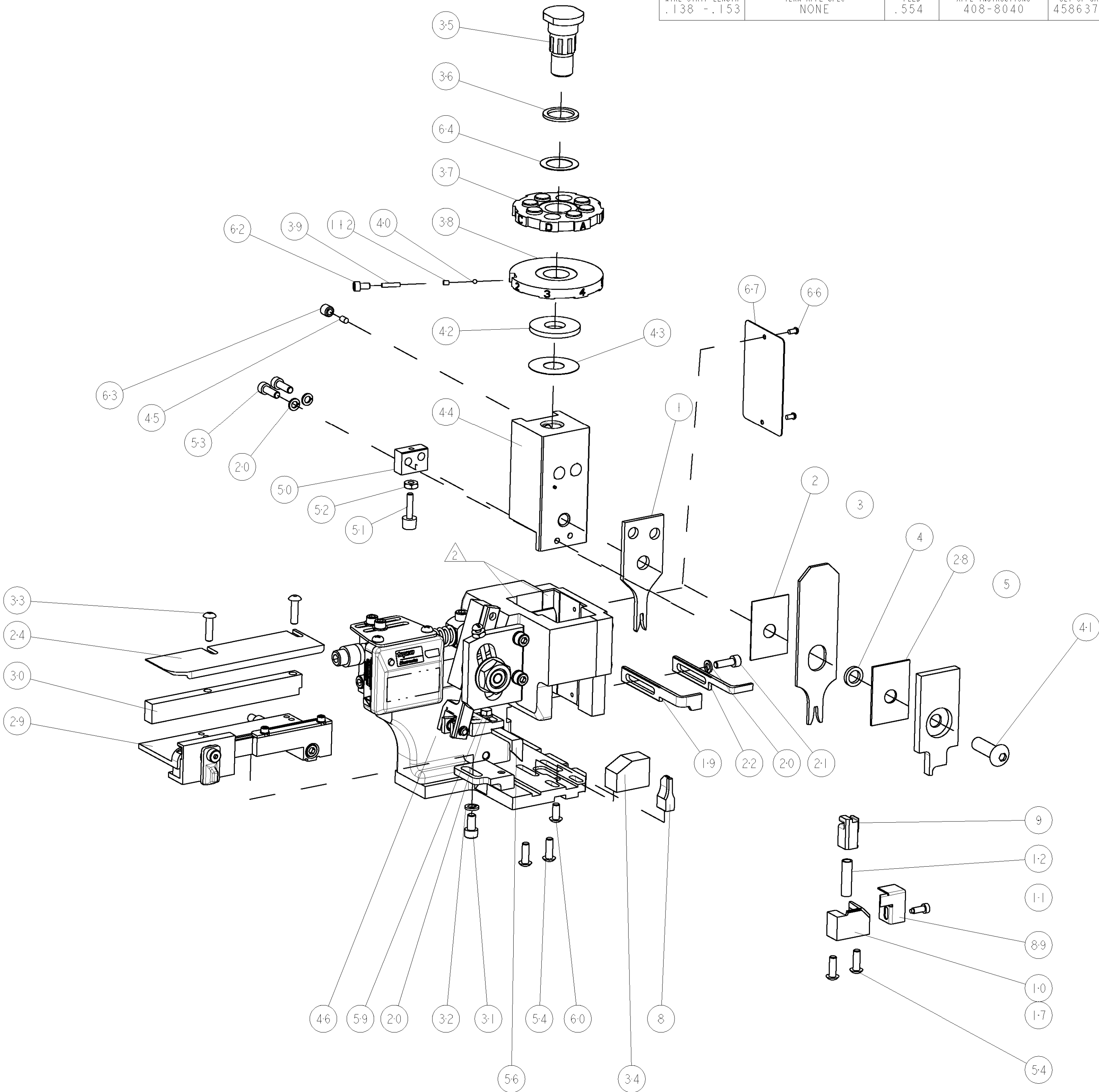


TERMINAL SUPPORT LOCATION



AMP-O-LECTRIC TERM GUARD G TERMINATOR GUARD

TERMINAL NAME: TERMINAL, 2.8mm FEMALE				
TYCO PN	COMP PN	FCI TERMINAL - AMP CRIMP SPECS		
1572889	60012831			
-	-	PAD LTR	CRIMP HEIGHT	WIRE SIZE
-	-	A	.057±.002[1.45±0.05mm]	18 AWG
-	-	B	.056±.002[1.42±0.05mm]	18.5 AWG
-	-	C	.052±.002[1.32±0.05mm]	20 AWG
-	-	D	-	-
-	-	CRIMP	SIZE	TYPE RANGE
-	-	WIRE	.070 [1.78mm]	F 20-18 AWG
-	-	INSUL	.100 [2.54mm]	F Ø.085 MAX
WIRE STRIP LENGTH	TERM APPL SPEC	FEED	APPL INSTRUCTIONS	SET UP GAGE
.138 - .153	NONE	.554	408-8040	458637-1



-	2	2	2	2	-	1-354779-9	PIN, WIRE DISC, .3085	128
-	2	2	2	2	-	1-354779-0	PIN, WIRE DISC, .3040	127
-	2	2	2	2	-	354779-8	PIN, WIRE DISC, .3030	126
-	-	-	REF	-	-	455749-1	GUARD WINDOW	116
-	-	REF	-	-	-	679532-1	INSERT, GUARD	115
-	1	1	1	1	-	690603-1	SPRING ASSIST AMP-O-MATOR APPLICATOR	112
-	1	1	1	1	-	1-21002-7	SCR, BTN SKT HD CAP 6-32 X .375	91
-	1	1	1	1	-	318563-1	GUARD, FRONT CHIP	89
-	1	1	1	1	-	4088040	SF APPL INST 408-8040	72
-	1	1	1	1	-	217238-1	GENERAL INSTRUCTION PKG	71
-	1	1	1	1	-	461264-1	PLATE, IDENTIFICATION	67
-	2	2	2	2	-	21017-2	SCREW, DRIVE	66
-	1	1	1	1	-	986950-1	WASHER, FLAT PRECISION	64
-	1	1	1	1	-	21009-2	SCR, SET, SELF LOCKING 1/4-20 X .250	63
-	1	1	1	1	-	23030-1	SCR, SKT HD CAP 6-32 x .25	62
-	1	1	1	1	-	22733-8	SCR, BHSC, SELF-LOCKING, 8-32 X .375	60
-	1	1	1	1	-	2-22603-0	SCR, HEX HD CAP 8-32 X .312	59
-	1	1	1	1	-	458537-2	PAWL, FEED	56
-	4	4	4	4	-	2-21002-2	SCR, BTN SKT HD CAP 8-32 X .500	54
-	2	2	2	2	-	2-21000-7	SCR, SKT HD CAP 8-32 X .500	53
-	1	1	1	1	-	21018-5	NUT, HEX, REG 6-32	52
-	1	1	1	1	-	811242-2	BUMPER, HOLD DOWN	51
-	1	1	1	1	-	690753-1	SPACER, TONKER	50
-	-	1	-	-	-	690602-6	CAM, PRE FEED, 1 5/8	49
-	-	-	1	-	-	690602-5	CAM, PRE FEED, 1 1/8	48
-	1	-	-	1	-	690501-4	CAM, POST FEED, 1 5/8	47
-	1	1	1	1	-	459456-1	APPL. BASIC SUB ASSY (SIDE WISE MOCA)	46
-	1	1	1	1	-	690191-1	PLUG, NYLON	45
-	1	1	1	1	-	455673-1	RAM, SIDE FEED	44
-	1	1	1	1	-	690125-1	SHIM SUB-ASSY	43
-	1	1	1	1	-	690124-1	WASHER, RAM (.115)	42
-	1	1	1	1	-	7-21002-9	SCR, BTN SKT HD CAP 5/16-24 X 1.00	41
-	1	1	1	1	-	23241-6	BALL, STEEL	40
-	1	1	1	1	-	690170-1	SPRING, COMPRESSION	39
-	1	1	1	1	-	690142-1	DISC, INSULATION	38
-	1	1	1	1	-	354777-1	WIRE DISC, ASSEMBLY	37
-	1	1	1	1	-	22480-5	SPRING, COMPRESSION	36
-	1	1	1	1	-	690212-1	POST, RAM	35
-	1	1	1	1	-	690786-4	TERMINAL SUPPORT	34
-	2	2	2	2	-	2-21002-3	SCR, BTN SKT HD CAP 8-32 X .625	33
-	1	1	1	1	-	21024-5	WASHER, SPRG LOCK, REG NO 10	32
-	1	1	1	1	-	3-21000-4	SCR, SKT HD CAP 10-32 X .375	31
-	1	1	1	1	-	1320908-1	SPACER, STRIP GUIDE	30
-	1	1	1	1	-	1633091-3	ASSEMBLY, STRIP GUIDE	29
-	1	1	1	1	-	1-455888-0	SPACER, CRIMPER	28
-	1	1	1	1	-	1320928-1	PLATE, STRIP GUIDE	24
-	1	-	-	1	-	690472-2	STRIPPER	22
-	1	1	1	1	-	2-21000-7	SCR, SKT HD CAP 8-32 X .500	21
-	4	4	4	4	-	21024-4	WASHER, SPRG LOCK, REG NO 8	20
-	-	1	1	-	-	691353-1	STRIPPER	19
-	1	-	-	-	-	679625-1	SHEAR HOLDER, FRONT (NO CUT)	17
-	1	1	1	1	-	3-22280-3	SPRING, COMPRESSION	12
-	1	1	1	1	-	690461-1	STOP, SHEAR	11
-	-	1	1	1	-	690459-1	SHEAR HOLDER, FRONT	10
-	1	1	1	1	-	1-454276-9	FLOATING SHEAR, FRONT	9
1	1	1	1	1	-	1633108-4	ANVIL, COMBINATION .070	8
-	1	1	1	1	-	1-455889-4	DEPRESSOR, SHEAR	5
-	1	1	1	1	-	2-238011-2	BLOCK, CRIMPER SPACER	4
1	1	1	1	1	-	4-456134-8	CRIMPER, INSULATION F PREMIUM	3
-	1	1	1	1	-	455888-4	SPACER, CRIMPER	2
1	1	1	1	1	-	3-456404-5	CRIMPER, WIRE PREMIUM	1

-77	-6	-3	-2	-1	U/M	PART NO	DESCRIPTION	ITEM NO
THIS DRAWING IS UNPUBLISHED. RELEASED FOR PUBLICATION BY TYCO ELECTRONICS CORPORATION. ALL RIGHTS RESERVED.						DRAWN BY: B. HIGMAN	21DEC2005	tyco Tyco Electronics Harrisburg, PA 17105-3608
DIMENSIONS: INCHES						CHKD BY: B. HIGMAN	21DEC2005	NAME
TOLERANCES UNLESS OTHERWISE SPECIFIED:						APPROVED BY: T. ELBIN	21DEC2005	PRODUCT SPEC
1 PLC ±.01						APPLICATION SPEC		
2 PLC ±.01						WEIGHT		
3 PLC ±.01						CUSTOMER DRAWING		
4 PLC ±.0001						SCALE 3:5		
ANGLES ±.0001						SHEET 1 OF 1		
FINISH						REV C		

Mouser Electronics

Authorized Distributor

Click to View Pricing, Inventory, Delivery & Lifecycle Information:

[TE Connectivity:](#)

[1852178-2](#)