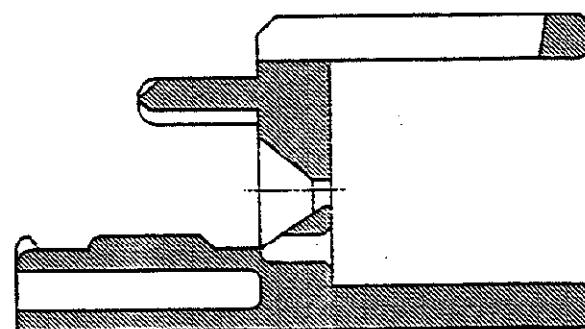
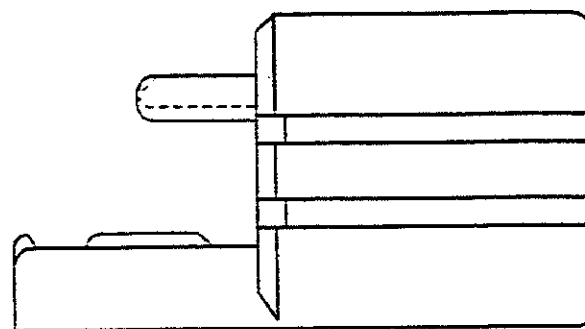
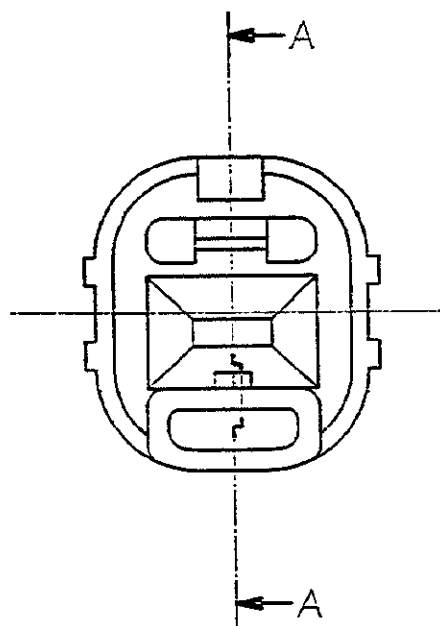


PRINT DIST. DIMENSIONS IN MILLIMETERS, DO NOT SCALE PRINT

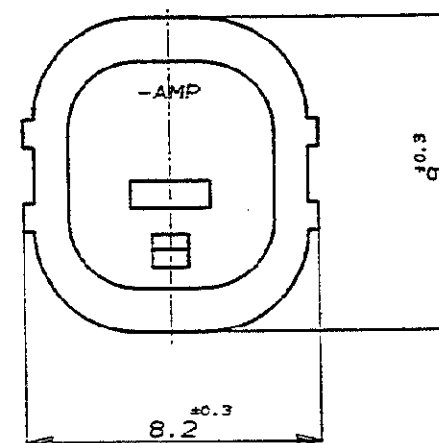
METRIC



NUMBER C-175903



断面 A-A  
SECT.



注:

1. 装着相手型番  
2極キャップハウジング P/N 175901-5  
4極キャップハウジング P/N 175906-5  
(1極側に装着)

NOTES:

1 MATING HOUSING PART NUMBERS ARE  
175901-5 AND 175906-5

175903-8	ORANGE オレンジ	2
175903-1	WHITE 白	1
P/N 型番	COLOR 色	NO. 項番

Copyright ©1990年 日本エー・エム・ピー株式会社				Copyright ©1990 AMP (Japan), LTD. ALL RIGHTS RESERVED.				<b>AMP</b> AMP (JAPAN), LTD. Tokyo, Japan			
WIRE RANGE mm <sup>2</sup> (AWG)				INSULATION DIA mm				NAME AIR BAG CONNECTOR 1Pos. DOUBLE LOCK PLATE エアバック コネクタ 1極 キャップ用ダブルロックプレート			
MATERIAL PBT				FINISH ---				GENERAL TOLERANCE 0<mm 10 ±0.2 10<mm 30 ±0.25 30<mm 100 ±0.3 ANGLES ±3°			
A REVISED J-12513 KO 20 5/8/90				DR. Y. Fujimori 4/26/90 DE. K. Oda 4/26/90				SIZE LOC NUMBER A3 J C-175903			
O RELEASED J-12471 KO SI 5/8/90				CHK. S. Ishihara 5/8/90 APP. H. Nishida 5/8/90				SCALE REV. SHEET 5-1 A //			
LTR REVISION RECORD DR CHK DATE				CHK. DATE							

CUSTOMER DRAWING

# Mouser Electronics

Authorized Distributor

Click to View Pricing, Inventory, Delivery & Lifecycle Information:

[TE Connectivity:](#)

[175903-1](#)