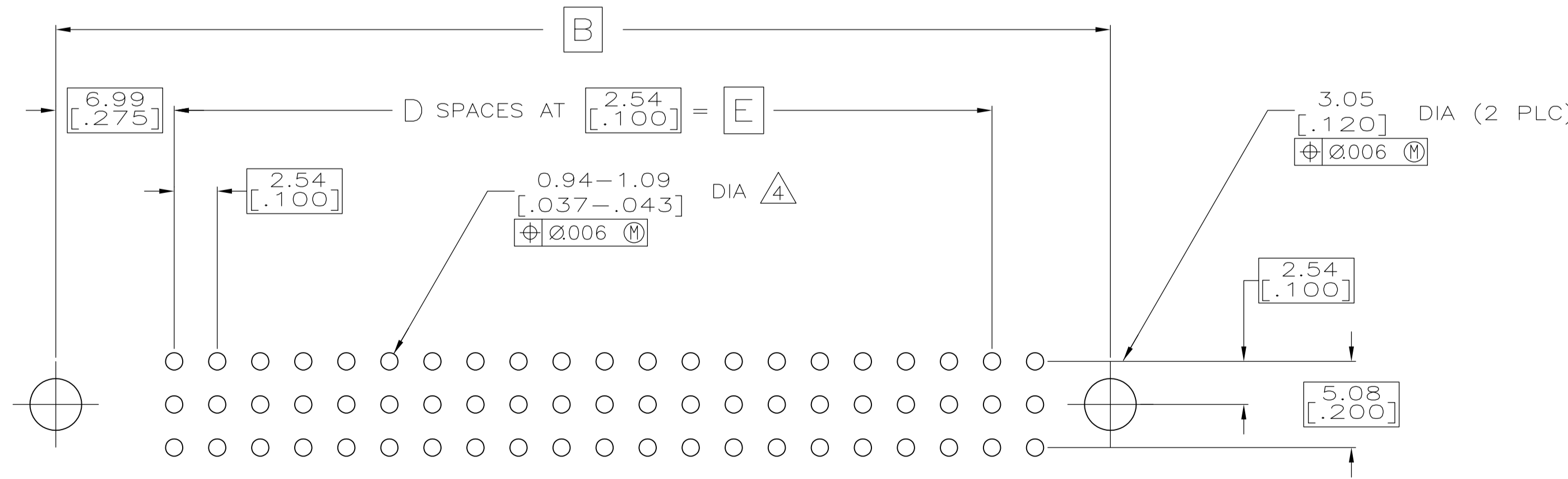
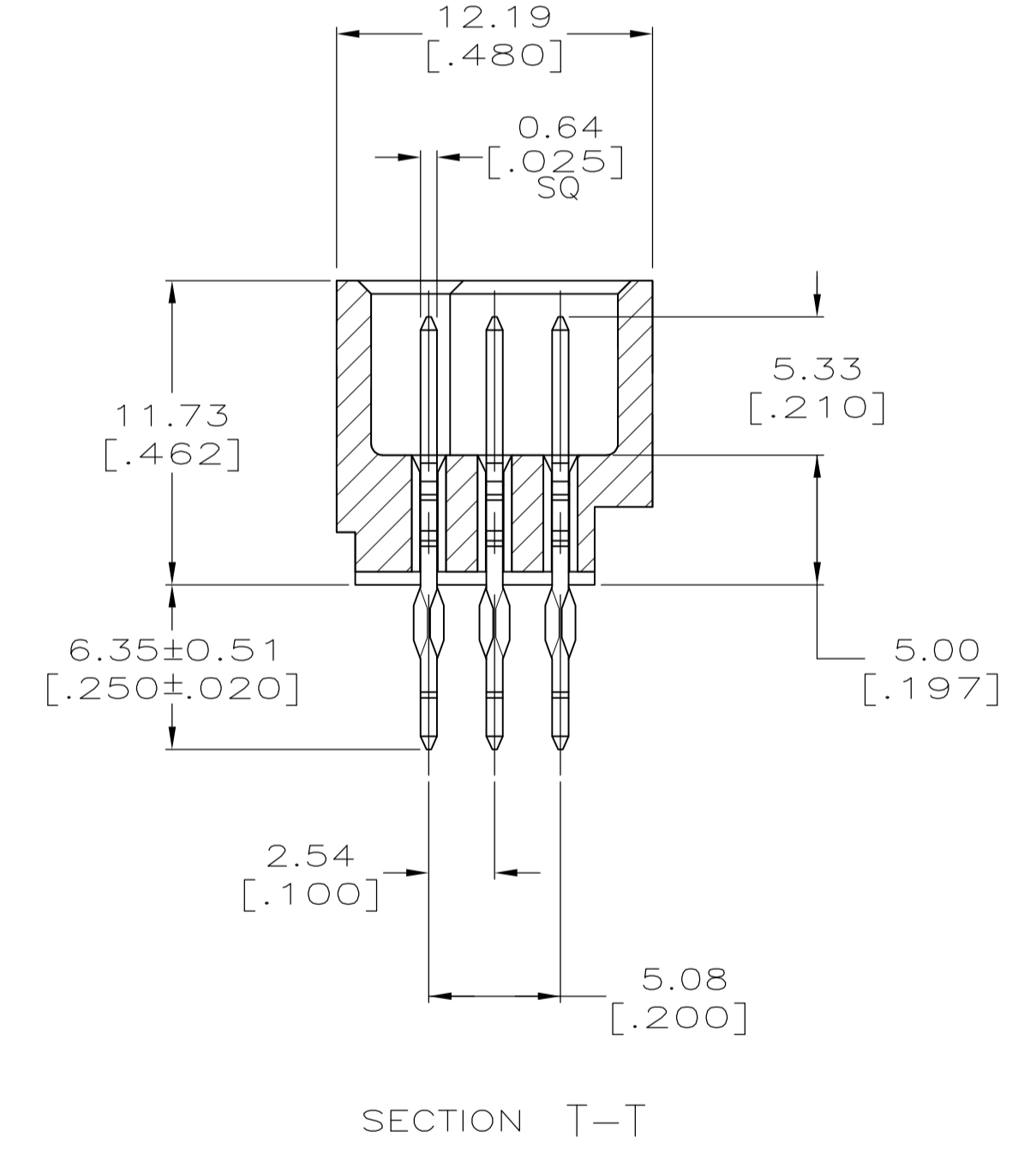
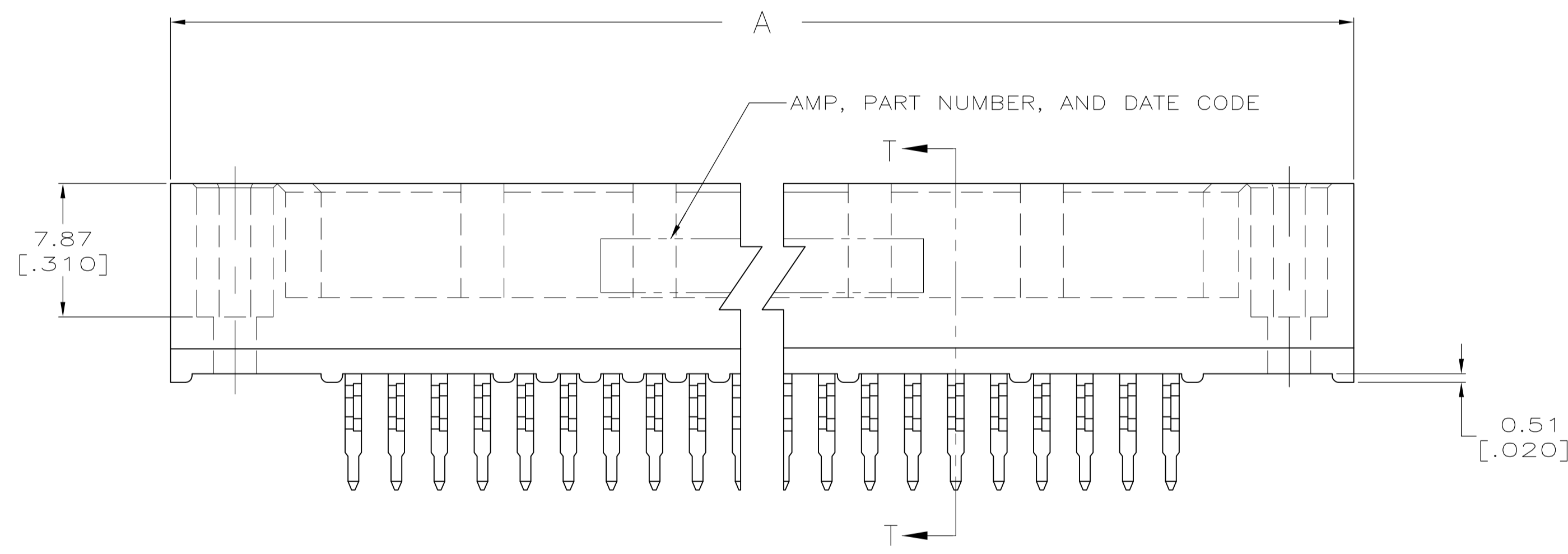
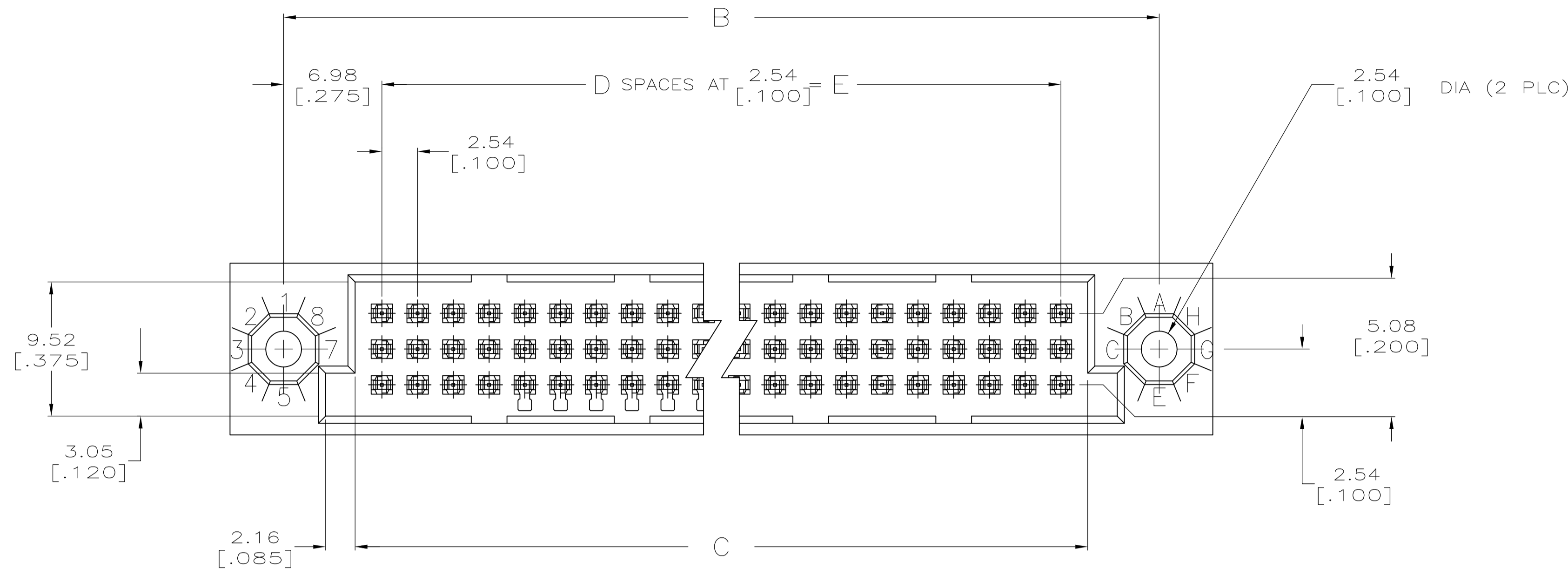


REVISIONS				
P	LTR	DESCRIPTION	DATE	APPV
N		REVISED PER ECO-15-015252	12NOV15	BJ FY



RECOMMENDED P.C. BOARD LAYOUT

THIS DRAWING IS A CONTROLLED DOCUMENT.		DIN R.K. SEIFRIED 03/22/90	TE Connectivity	
		CHK R.K. SEIFRIED 03/22/90		
DIMENSIONS:	TOLERANCES UNLESS OTHERWISE SPECIFIED:	APVD	NAME	
mm [INCHES]	0 PLC ± -		HDI, 3 ROW, PIN ASSEMBLY, 6.35 [.250] LONG ACTION PINS	
	1 PLC ± -		PRODUCT SPEC	
	2 PLC ± -		APPLICATION SPEC	
	3 PLC ± 0.13 [.005]		SIZE CAGE CODE DRAWING NO	
	4 PLC ± -		RESTRICTED TO	
	ANGLES ± -		WEIGHT 0 A1 00779 C=532447	
MATERIAL	FINISH	WEIGHT	CUSTOMER DRAWING SCALE 4:1 SHEET 1 OF 2 REV N	

REVISIONS					
P	LTR	DESCRIPTION	DATE	DMN	APVD
-		SEE SHEET 1	-	-	-

- ① HOUSING MATERIAL: THERMOPLASTIC, COLOR-BLACK.
- ② CONTACT MATERIAL: PHOSPHOR BRONZE.
- ③ FINISH:
MATING AREA: MEETS THE PERFORMANCE REQUIREMENTS OF PRODUCT SPECIFICATION 108-9063; BASED ON TELCORDIA DR-1217-CORE APPLICATIONS IN UNCONTROLLED ENVIRONMENTS.
SOLDER TAILS AREA: TIN-LEAD PLATED.
- ④ ACTION PIN POSTS REQUIRE 2.36 [.093] MIN THICK P.C. BOARD. RECOMMENDED P.C. BOARD HOLES ARE 1.151 [.0453] DIA PLATED THRU WITH 0.025-0.076 [.001-.003] COPPER; WITH 0.0076 [.0003] MIN TIN-LEAD PLATING; FINISHED HOLE AFTER PLATING 0.94-1.09 [.037-.043] DIA; AFTER RELOW 0.91-1.09 [.036-.043].
- 5. DIMENSIONS IN BRACKETS ARE IN INCHES.
- ⑥ HOUSINGS WITH CENTER MOUNTING IS RECOMMENDED FOR ASSEMBLIES HAVING 75 CONTACTS PER ROW OR MORE.
- ⑦ PART NUMBER IS OBSOLETE.

⑦	81.28 [3.200]	-32	85.09 [3.350]	95.25 [3.750]	102.87 [4.050]	-99	2-532447-0
⑦	X X	X	X	X	X	X	1-532447-9
⑦	X X	X	X	X	X	X	1-532447-8
⑥⑦	251.46 [9.900]	-99	255.27 [10.050]	265.43 [10.450]	273.05 [10.750]	-300	1-532447-7
⑥⑦	238.76 [9.400]	-94	242.57 [9.550]	252.73 [9.950]	260.35 [10.250]	-285	1-532447-6
⑥⑦	226.06 [8.900]	-89	229.87 [9.050]	240.03 [9.450]	247.65 [9.750]	-270	1-532447-5
⑥⑦	213.36 [8.400]	-84	217.17 [8.550]	227.33 [8.950]	234.95 [9.250]	-255	1-532447-4
⑥⑦	200.66 [7.900]	-79	204.47 [8.050]	214.63 [8.450]	222.25 [8.750]	-240	1-532447-3
	187.96 [7.400]	74	191.77 [7.550]	201.93 [7.950]	209.55 [8.250]	225	1-532447-2
	175.26 [6.900]	69	179.07 [7.050]	189.23 [7.450]	196.85 [7.750]	210	1-532447-1
	162.56 [6.400]	64	166.37 [6.550]	176.53 [6.950]	184.15 [7.250]	195	1-532447-0
	149.86 [5.900]	59	153.67 [6.050]	163.83 [6.450]	171.45 [6.750]	180	532447-9
	137.16 [5.400]	54	140.97 [5.550]	151.13 [5.950]	158.75 [6.250]	165	532447-8
	124.46 [4.900]	49	128.27 [5.050]	138.43 [5.450]	146.05 [5.750]	150	532447-7
⑦	111.76 [4.400]	-44	115.57 [4.550]	125.73 [4.950]	133.35 [5.250]	+35	532447-6
	99.06 [3.900]	39	102.87 [4.050]	113.03 [4.450]	120.65 [4.750]	120	532447-5
	86.36 [3.400]	34	90.17 [3.550]	100.33 [3.950]	107.95 [4.250]	105	532447-4
	78.74 [3.100]	31	82.55 [3.250]	92.71 [3.650]	100.33 [3.950]	96	532447-3
⑦	73.66 [2.900]	-29	77.47 [3.050]	87.63 [3.450]	95.25 [3.750]	-90	532447-2
	60.96 [2.400]	24	64.77 [2.550]	74.93 [2.950]	82.55 [3.250]	75	532447-1
	E	D	C	B	A	POSN	PART NUMBER

THIS DRAWING IS A CONTROLLED DOCUMENT.		DIN R.K. SEIFRIED 03/22/90		TE Connectivity	
DIMENSIONS: mm [INCHES]		TOLERANCES UNLESS OTHERWISE SPECIFIED:		NAME	
0 PLC ± -		1 PLC ± -		HDI, 3 ROW, PIN ASSEMBLY,	
2 PLC ± -		3 PLC ± 0.13 [.005]		6.35 [.250] LONG ACTION PINS	
4 PLC ± -		ANGLES ± -		SIZE CASE CODE DRAWING NO	
MATERIAL		FINISH		WEIGHT 0	
①②		③		A1 00779 532447	
CUSTOMER DRAWING		SCALE 4:1		SHEET 2 OF 2	

Mouser Electronics

Authorized Distributor

Click to View Pricing, Inventory, Delivery & Lifecycle Information:

[TE Connectivity:](#)

[1-532447-1](#)