

8


7

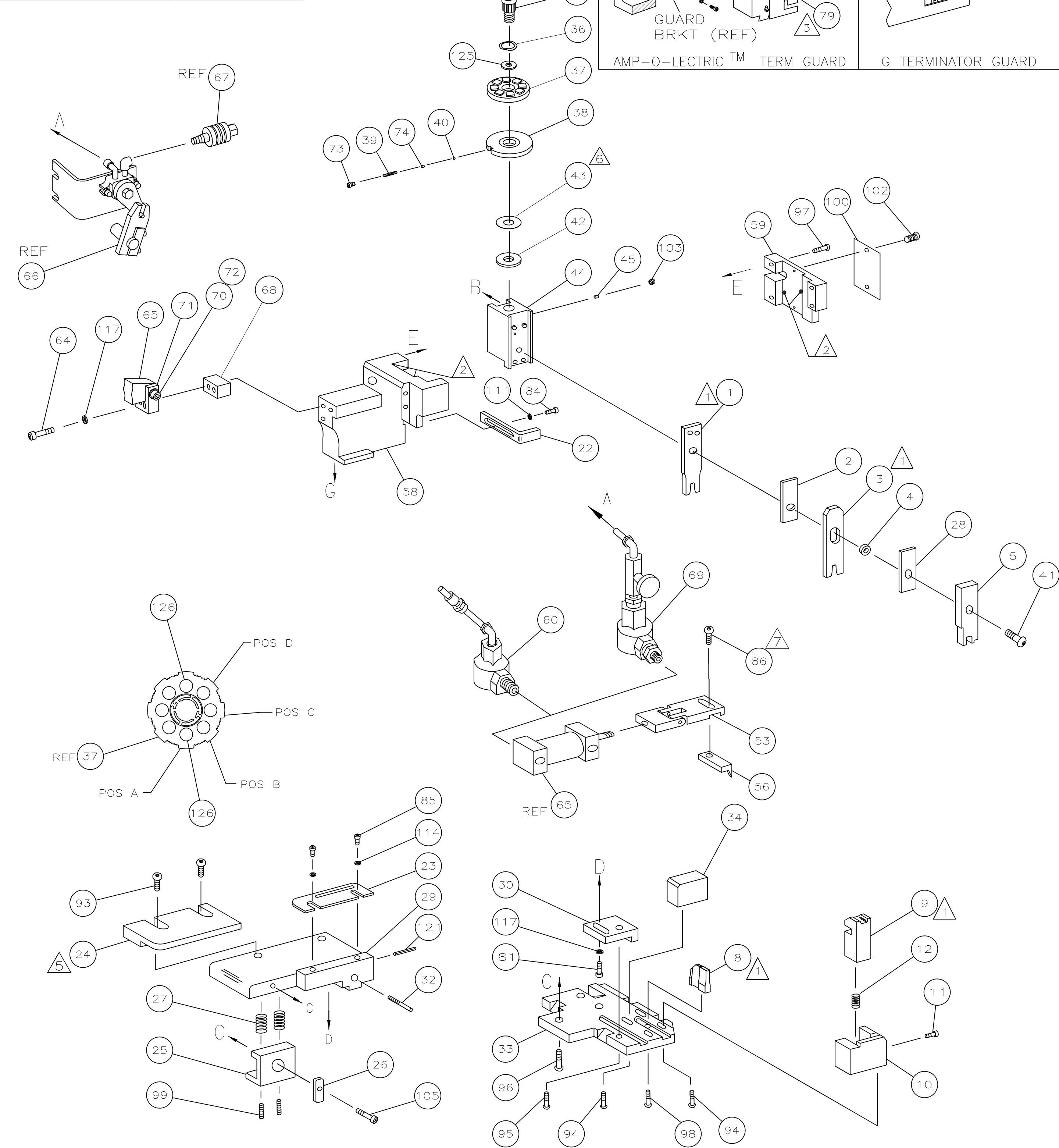
THIS DRAWING IS UNPUBLISHED.

RELEASED FOR PUBLICATION

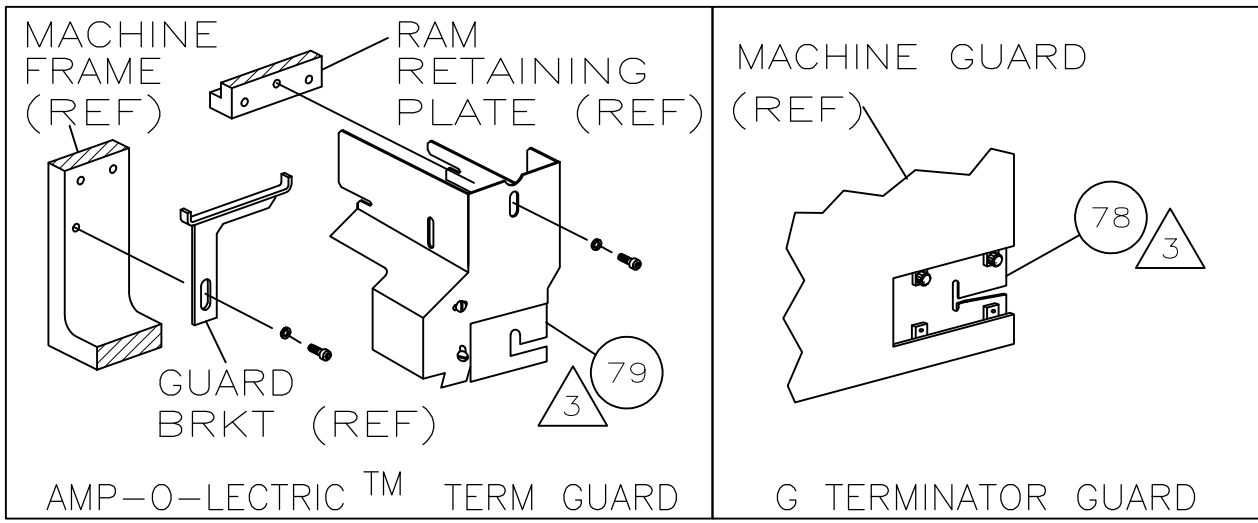
(C) COPYRIGHT BY TYCO ELECTRONICS CORPORATION. ALL RIGHTS RESERVED.

PART NUMBER	REV	FIRST USED
1852018-1	C	122500-1
1852018-2	C	565435-5
1852018-3	C	354500-1





- 1 RECOMMENDED SPARE PARTS.
- 2 GREASE LIGHTLY.
- 3 GUARD MUST BE IN PLACE WHEN OPERATING APPLICATOR IN A BENCH MACHINE.
- 4 SEE DRAWING FOR COMPONENTS
- 5 REAR STRIP GUIDE TO GUIDE ON INSULATION BARREL.
- 6 TRIM TO FIT ITEM 43 TO OUTSIDE DIAMETER OF ITEM 42 DURING ASSEMBLY.
- △ GRIND TO FIT AT ASSEMBLY.



TERMINAL NAME: VERTICAL BULKHEAD CABLE RECPTACLE POWER CONTACT					
1761385-3		TE TERMINAL TE CRIMP SPECS			
		PAD LTR	CRIMP HEIGHT		WIRE SIZE
		A	.103 ±.002 [2.62 ±0.05mm]		10 or (2)14
		B	NOT		USED
		C	NOT		USED
		D	NOT		USED
		CRIMP	SIZE	TYPE	RANGE
		WIRE	.176 [4.47mm]	F	10
		INSUL	.220 [5.59mm]	0	.176-.215
WIRE STRIP LENGTH .265-.295		TERM APPL SPEC NONE	FEED .900	APPL INSTRUCTION 408-8040	SET UP GAGE 458637-1 LAYOUT L2865

						129
						128
						127
2	2	2	—	5-354778-9	PIN, WIRE DISC (.2790)A	126
1	1	1	—	986950-1	WASHER, FLAT PRECISION	125
1	1	1	—	217238-1	GENERAL INSTRUCTION PACKAGE	124
1	1	1	—	4088040	SF APPL INST 408-8040	123
						122
1	1	1	—	4-21028-0	PIN,SLT SPR(Ø.093x.75)ST GDE PL	121
						120
						119
						118
3	3	3	—	21024-5	WASHER, LOCK(#10)ADJ BLOCK	117
						116
						115
2	2	2	—	21024-2	WASHER,LOCK(#4)FRONT STP GUIDE	114
						113
						112
1	1	1	—	21024-4	WASHER,LOCK(#8)STRIPPER	111
						110
						109
						108
						107
						106
1	1	1	—	22353-8	SCR,SHLD(Ø.187x.25)DRAG LEVER	105
						104
1	1	1	—	21009-2	SCR,SKT SET(1/4-20x.25 LW)RAM	103
2	2	2	—	21017-2	SCR,DRIVE(#2x.19)ID PLATE	102
						101
1	1	1	—	461264-1	PLATE, IDENTIFICATION	100
2	2	2	—	5-21006-6	SCR,SET(10-32x.75)DRAG	99
1	1	1	—	22733-8	SCR,BHC(8-32x.38 LW)ANVIL	98
4	4	4	—	2-21002-9	SCR,BHC(10-32x.75)CAP	97
3	3	3	—	2-22733-8	SCR,BHC(1/4-20x.62)HSG	96
1	1	1	—	2-21002-7	SCR,BHC(10-32x.50)SG ADJ BLK	95
4	4	4	—	2-21002-2	SCR,BHC(8-32x.50)TERM H DWN	94
2	2	2	—	2-21002-4	SCR,BHC(8-32x.75)R STP GDE	93
						92
						91
						90
						89
						88
						87
1	1	1	—	2-21002-1	SCR,BHC(8-32x.38)FEED FINGER	86
2	2	2	—	1-21000-3	SCR,SHC(4-40x.25)FR ST GUIDE	85
1	1	1	—	2-21000-7	SCR,SHC(8-32x.50)STRIPPER	84
						83
						82
1	1	1	—	3-21000-4	SCR,SHC(10-32x.38)SG ADJ BL	81
						80
—	1	—	—	462992-7	GUARD ASSY	79
REF	—	—	—	679532-1	INSERT, GUARD	78
						77
						76
						75
1	1	1	—	690603-1	SPRING, ASSIST	74
1	1	1	—	23030-1	SCR,SHC(6-32x.25 SL)INS DISC	73
1	1	1	—	3-21001-4	SCR,SHC(3/8x.88)FEED MT	72
1	1	1	—	459610-3	MOUNT, FEED BRACKET	71
—3	—2	—1	U/M	PART NO	DESCRIPTION	ITEM NO

QTY REQD PER ASSY	PARTS LIST
-------------------	------------

THIS DRAWING IS A CONTROLLED DOCUMENT.		DWN B HIGMAN	01MAR05	Tyco Electronics Corporation	
DIMENSIONS: INCHES		CHK T.ELBIN	01APR05	Harrisburg, PA 17105-3608	
TOLERANCES UNLESS OTHERWISE SPECIFIED:		APVD T.ELBIN	01MAR05	NAME SIDE FEED HM APPLICATOR	
0 PLC ± .		PRODUCT SPEC		—	
1 PLC ± .		APPLICATION SPEC		—	
2 PLC ± .25		SIZE		CAGE CODE	
3 PLC ± .		WEIGHT		DRAWING NO	
4 PLC ± .		CUSTOMER DRAWING		RESTRICTED TO	
ANGLES		SCALE		SHEET 1 OF 1	
MATERIAL		REV		C	

LOC A	DIST 66	REVISIONS			
F	LTR	DESCRIPTION	DATE	DWN	APVD
C		ECR-07-022925	9-2007	MY	GB

—1	LEADMAKER	AIRFEED
—2	BENCH MODEL K	AIRFEED
—3	BENCH MODEL G	AIRFEED

1	1	1	—	21024-8	WASHER,LOCK(3/8)FEED BRKT	70
—	1	—	—	692655-5	AIR FEED VALVE ASSY	69
1	1	1	—	461690-1	SPACER, AIR FEED	68
—	REF	—	—	24042-2	VALVE, SHUT OFF	67
—	REF	—	—	692655-6	AIR FEED VALVE ASSY	66
1	1	1	—	461065-2	AIR FEED ASSY (2 INCH)	65
2	2	2	—	4-21000-3	SCR,SHC(10-32x2.00)AIR ASSY	64
						63
						62
						61
1	—	1	—	692655-7	AIR FEED VALVE ASSY	60
1	1	1	—	454220-1	CAP, RAM	59
1	1	1	—	454485-1	HOUSING	58
						57
1	1	1	—	4-694433-6	PAWL, FEED	56
						55
						54
1	1	1	—	461062-1	FEED FINGER ASSY	53
						52
						51
						50
						49
						48
						47
						46
1	1	1	—	690191-1	PLUG, NYLON	45
1	1	1	—	1-819307-0	RAM	44
1	1	1	—	690125-1	WASHER, LAMINATED	43
1	1	1	—	690124-6	WASHER, RAM	42
1	1	1	—	7-21002-9	BOLT, CRIMPER(5/16x1.00)	41
1	1	1	—	23241-6	BALL, STEEL	40
1	1	1	—	690170-1	SPRING, COMPRESSION	39
1	1	1	—	1-690142-1	DISC, INSULATION	38
1	1	1	—	354777-1	WIRE DISC, PLASTIC	37
1	1	1	—	22480-5	WASHER, SPRING	36
1	1	1	—	690212-1	POST, RAM	35
1	1	1	—	690786-1	SUPPORT, TERMINAL	34
1	1	1	—	455675-1	PLATE, BASE	33
1	1	1	—	690432-3	SCREW, ADJUSTMENT	32
						31
1	1	1	—	455689-1	BLOCK, STRIP GUIDE ADJ	30
1	1	1	—	458144-1	PLATE, STRIP GUIDE	29
1	1	1	—	1-455888-6	SPACER, FRONT SHEAR DEP	28
2	2	2	—	1-22284-0	SPRING, DRAG	27
1	1	1	—	356835-1	LEVER, DRAG RELEASE	26
1	1	1	—	240792-1	DRAG, TERMINAL	25
1	1	1	—	4-90765-5	GUIDE, STRIP (REAR)	24
1	1	1	—	690438-1	GUIDE, STRIP (FRONT)	23
1	1	1	—	1-456468-0	STRIPPER	22
						21
						20
						19
						18
						17
						16
						15
						14
						13
1	1	1	—	3-22280-3	SPRING, SHEAR	12
1	1	1	—	690461-2	STOP, SHEAR	11
1	1	1	—	2-690459-3	HOLDER, SHEAR (FRONT)	10
1	1	1	—	2-454276-4	SHEAR, FLOAT (FRONT)	9
1	1	1	—	9-662520-4	ANVIL	8
						7
						6
1	1	1	—	3-455889-9	DEPRESSOR, SHEAR (FRONT)	5
1	1	1	—	238011-1	SPACER, BLOCK CRIMPER	4
1	1	1	—	3-456135-4	CRIMPER, INSULATION	3
1	1	1	—	1-455888-4	SPACER, CRIMPER	2
1	1	1	—	4-1490019-3	CRIMPER, WIRE	1

—3	—2	—1	U/M	PART NO	DESCRIPTION	ITEM NO
QTY REQD PER ASSY						
PARTS LIST						

Mouser Electronics

Authorized Distributor

Click to View Pricing, Inventory, Delivery & Lifecycle Information:

[TE Connectivity:](#)

[1852018-1](#)