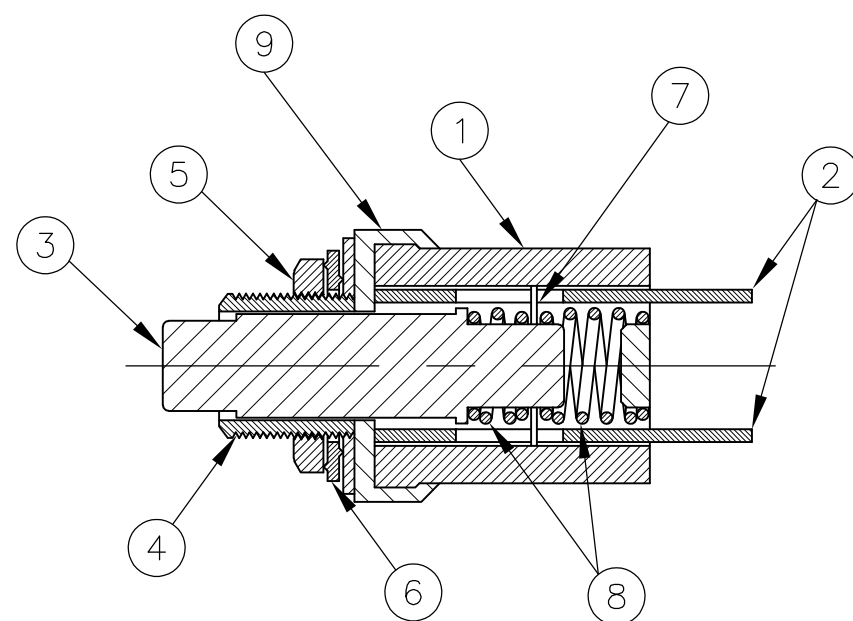
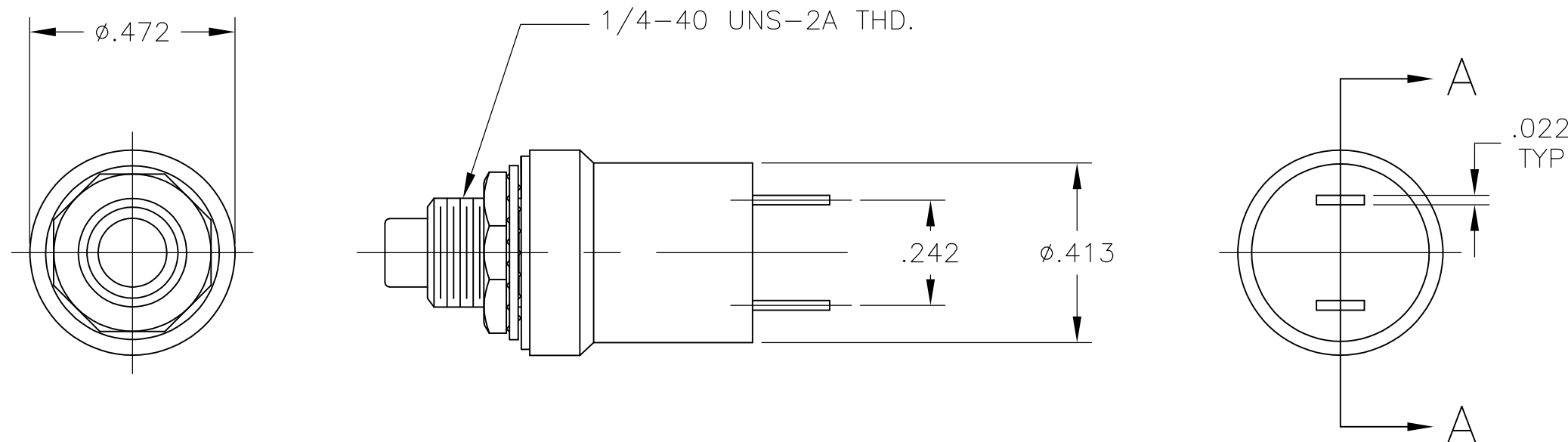
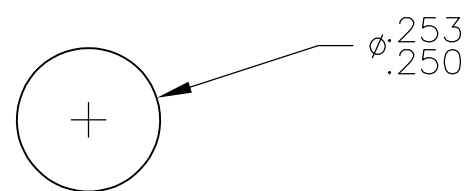


MSP103C204
ONLY

SPECIFICATIONS	
CONTACT RATING	MIN. 100mA @ 5VAC/DC
	MAX. 3A @ 125VAC
INITIAL CONTACT RESISTANCE	20MILLIOHMS MAX AT 1A, 2-4 VDC
INSULATION RESISTANCE	100 MEGAOHMS MIN AT 500VDC
DIELECTRIC STRENGTH	1000 VAC, 1 MINUTE
ELECTRICAL LIFE	5000 OPERATIONS
OPERATING TEMPERATURE	-20°C TO 80°C
STORAGE TEMPERATURE	-20°C TO 80°C
RECOMMENDED SOLDER TEMP.	HAND SOLDER 280°C MAX, 3 SECONDS MAX.





SECTION A-A



RECOMMENDED PANEL CUTOUT

MATERIAL CHART				
ITEM	COMPONENT	BASE MATERIAL	FINISH	QTY
1	CASE	PHENOL RESIN, BLACK, UL94-HB		1
2	TERMINAL	COPPER ALLOY	SILVER	2
3	ACTUATOR BUTTON	POLYCARBONATE RESIN, UL94V-2		1
4	BUSHING	BRASS	NICKEL	1
5	HEX. NUT	BRASS	NICKEL	1
6	LOCKWASHER	STEEL	ZINC	1
7	MOVABLE CONTACT	COPPER ALLOY	SILVER	1
8	SPRING	MUSIC WIRE	OIL TREATED	2
9	INSULATING PLATE	PAPER PHENOL RESIN, NATURAL, UL94HB		1

SPST	NO	RED	MSP103C204	1825516-4
SPST	NO	BLACK	MSP103C004	1825516-3
SPST	NO	RED	MSP103C04	1825516-2
SPST	NC	BLACK	MSP103B04	1825516-1
TYPE	MOMENTARY ACTION	ACTATOR BUTTON COLOR	ALCO P/N	P/N

THIS DRAWING IS A CONTROLLED DOCUMENT.		DWN M. ZITTO 01DEC05 CHK M. ZITTO 01DEC05 APVD M. ZITTO 01DEC05		 TE Connectivity	
DIMENSIONS: INCHES		TOLERANCES UNLESS OTHERWISE SPECIFIED:		NAME SWITCH, PUSHBUTTON MSP103, SILVER —	
		PRODUCT SPEC —			
0 PLC ± — 1 PLC ± — 2 PLC ± — 3 PLC ± .005 4 PLC ± — ANGLES ± 1°		APPLICATION SPEC —			
MATERIAL SEE TABLE		FINISH SEE TABLE		SIZE A2	CAGE CODE —
		WEIGHT		DRAWING NO C-1825516	
		CUSTOMER DRAWING		SCALE 3:1	SHEET 1 of 1
				REV C	

Mouser Electronics

Authorized Distributor

Click to View Pricing, Inventory, Delivery & Lifecycle Information:

[TE Connectivity:](#)

[MSP103C204](#)