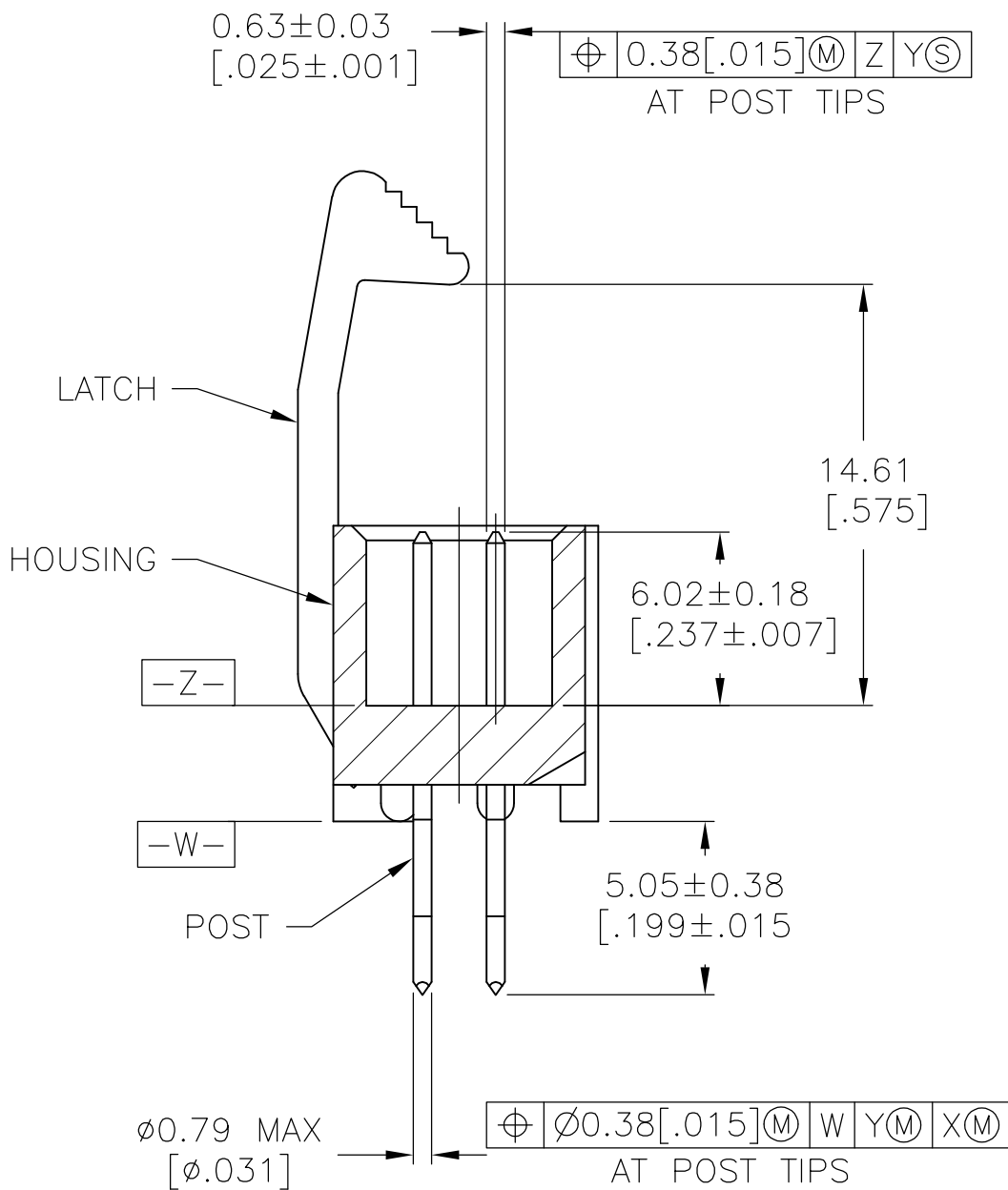
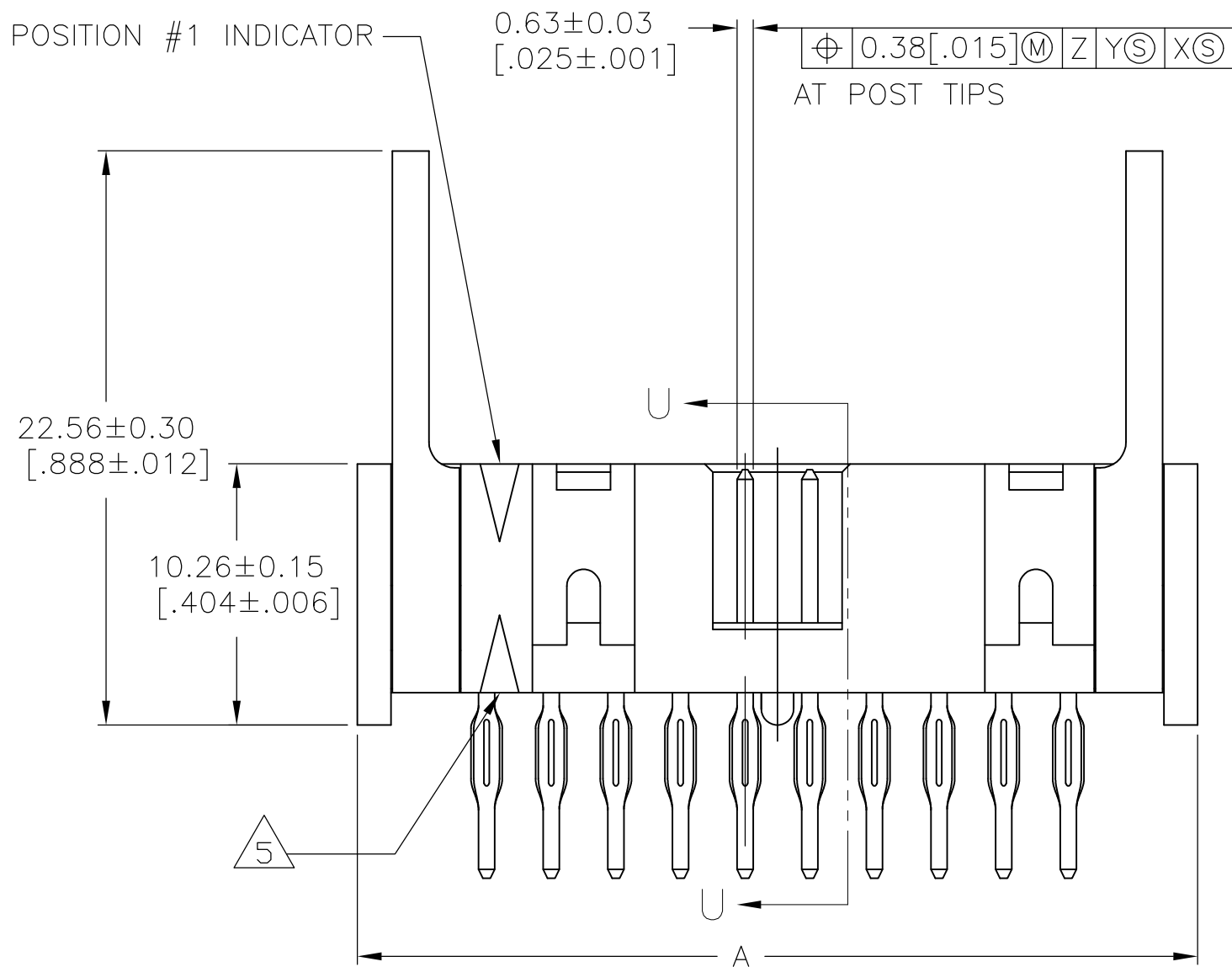
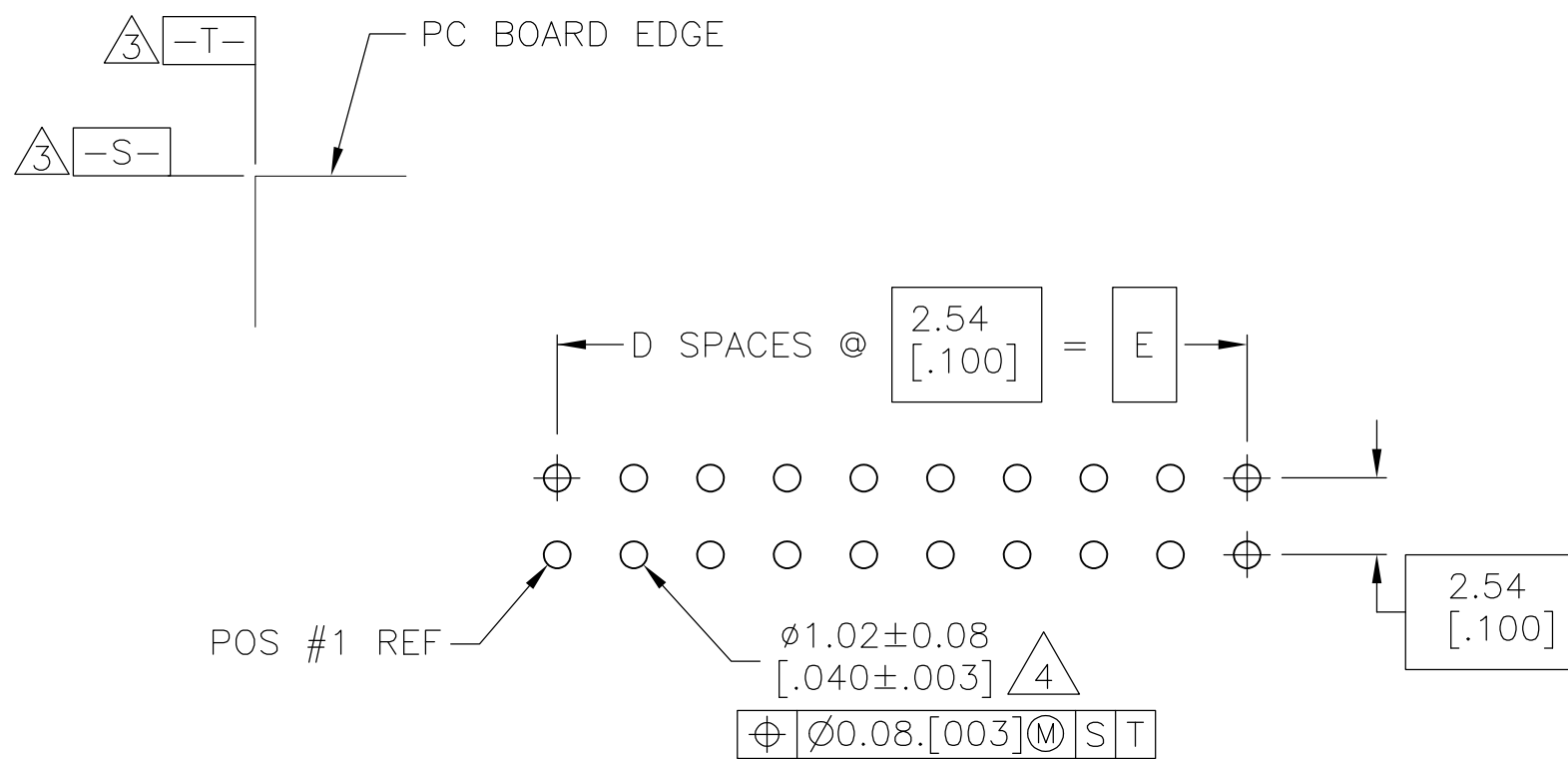


- 1 HOUSING: PBT, UL94V-0, COLOR: BLUE.
POSTS: PHOSPHOR BRONZE.
LATCHES: ZINC ALLOY.
- 2 POSTS: 0.00076[.000030] MIN GOLD ON MATING AREA, 0.00254[.000100] MIN TIN ON COMPLIANT PIN, ALL OVER 0.00127[.000050] MIN NICKEL ON ENTIRE POST.
LATCHES: BLACK NICKEL OVER COPPER.
- 3 DATUMS S & T TO BE ESTABLISHED BY CUSTOMER.
- 4 HOLE DIAMETER AFTER PLATING.
- 5 ALTERNATE LOCATION/ORIENTATION FOR POSITION #1 INDICATOR.



SECTION U-U



RECOMMENDED PC BOARD LAYOUT
(VIEWED FROM CONNECTOR SIDE)

78.74 [3.100]	31	80.77 [3.180]	86.26 [3.396]	88.90 [3.500]	64	3-1761723-7
60.96 [2.400]	24	62.99 [2.480]	68.48 [2.696]	71.12 [2.800]	50	3-1761723-5
40.64 [1.600]	16	42.67 [1.680]	48.16 [1.896]	50.80 [2.000]	34	3-1761723-1
83.82 [.400]	4	12.19 [.480]	17.68 [.696]	20.32 [.800]	10	2-1761723-3
E	D	C	B	A	NO OF POS	PART NUMBER

THIS DRAWING IS A CONTROLLED DOCUMENT.		DWN B MCMMASTER 07SEP05	Tyco Electronics Corporation Harriaburg, PA 17105-3608			
DIMENSIONS: mm [INCHES]		CHK S.BOLASH 07SEP05	NAME M.WALMSLEY 07SEP05			
TOLERANCES UNLESS OTHERWISE SPECIFIED:		PRODUCT SPEC		APPLICATION SPEC		
0 PLC ± -		1 PLC ± -		2 PLC ± -		
3 PLC ± -		4 PLC ± 0.13[.005]		ANGLES ± -		
MATERIAL 1		FINISH 2		WEIGHT -		RESTRICTED TO -
CUSTOMER DRAWING		SCALE 4:1		SHEET 1 OF 1		REV C

Mouser Electronics

Authorized Distributor

Click to View Pricing, Inventory, Delivery & Lifecycle Information:

[TE Connectivity:](#)

[3-1761723-1](#)