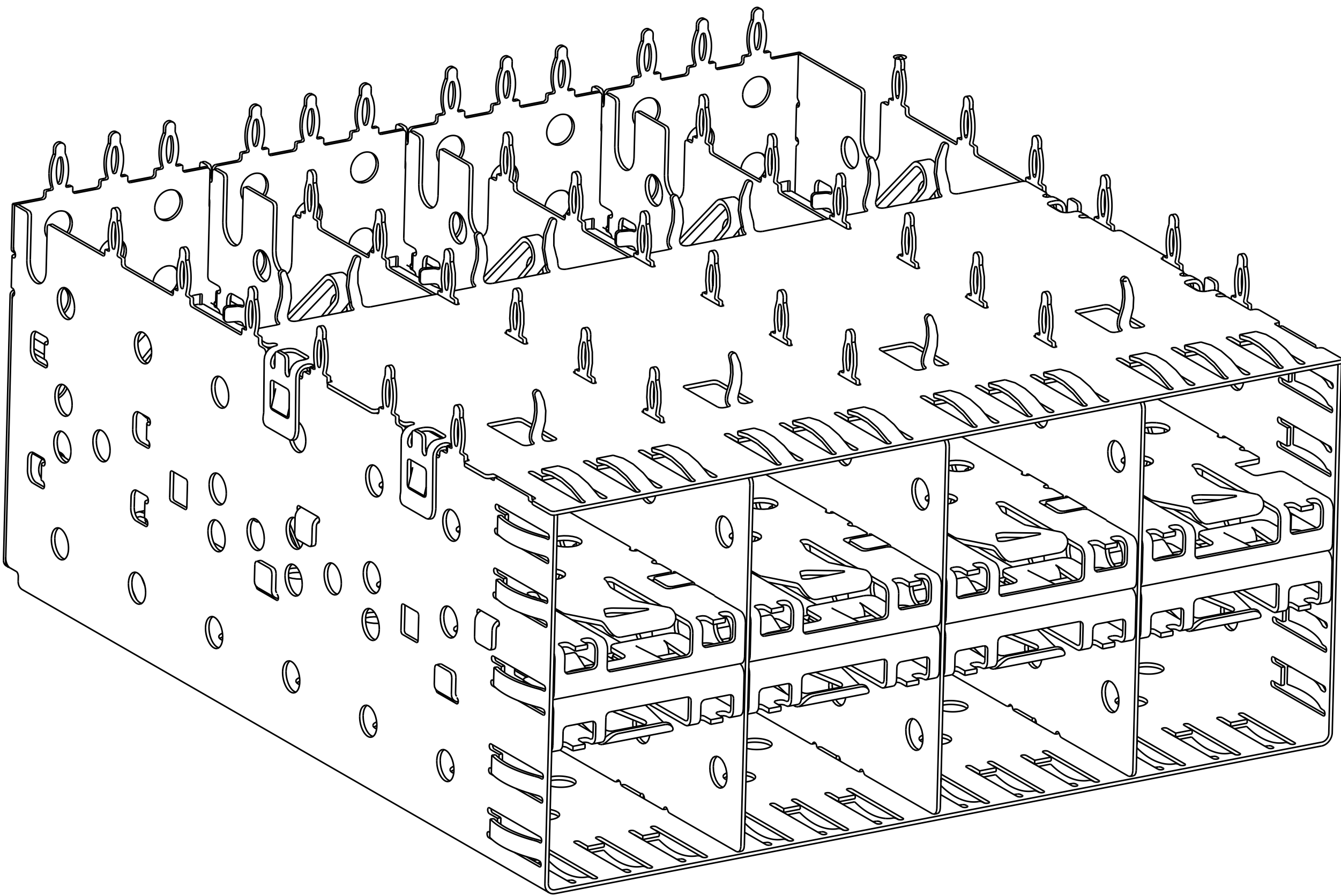
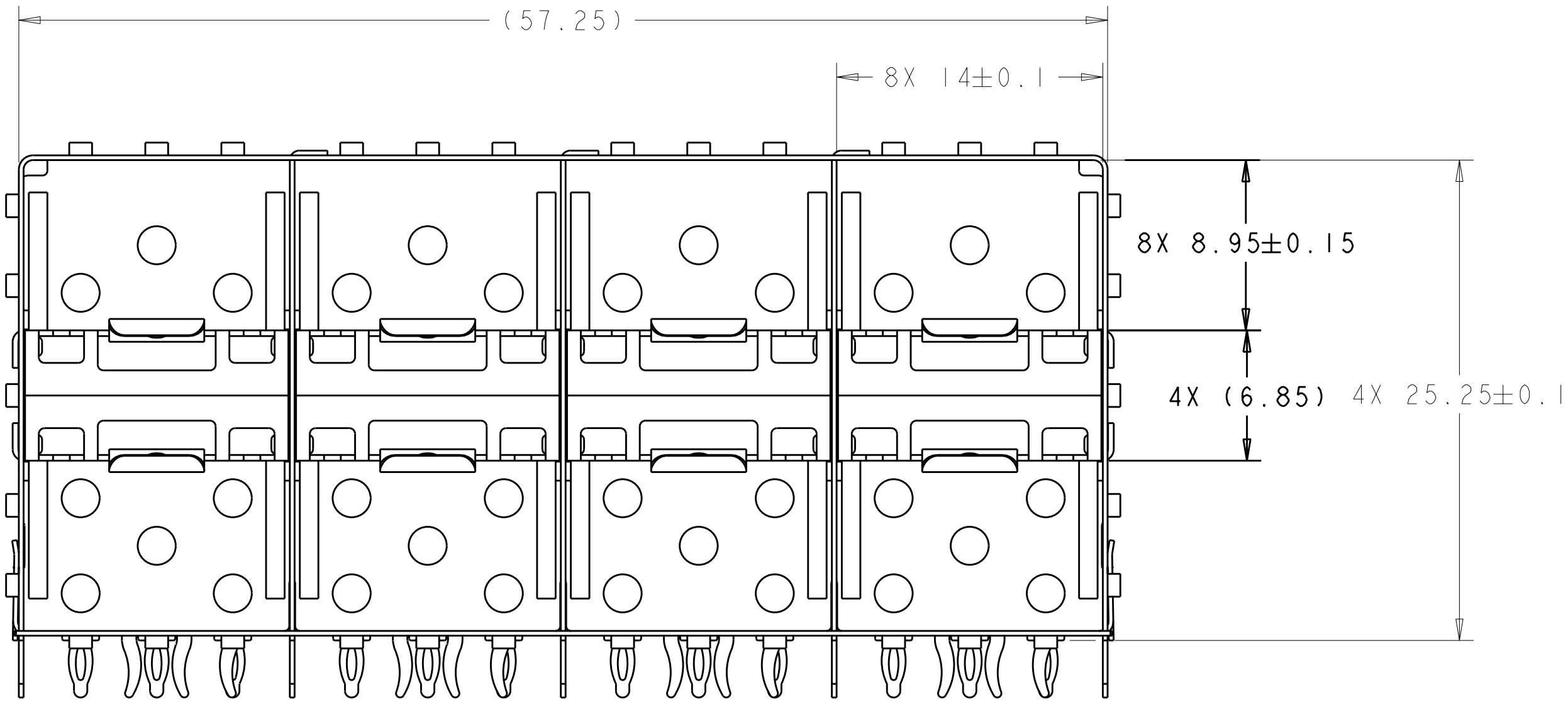
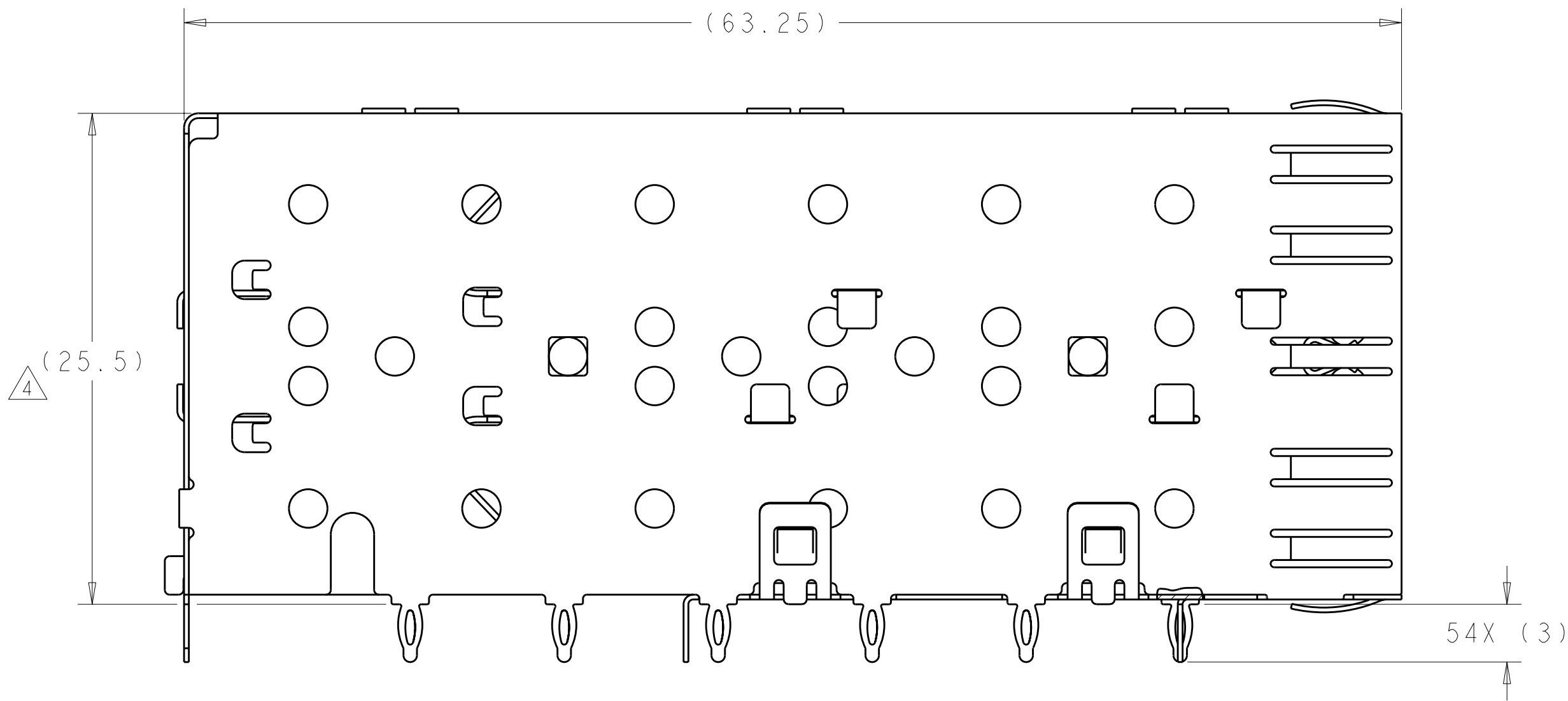


LOC	DIST	REVISIONS						
GP	00	P	LTR	DESCRIPTION	DATE	DWN	APVD	
			A	RELEASED PER EC OS13-0001-04	23JAN04	JG	JK	
			B	REVISED PER EC OS13-0083-04	20FEB04	JAR	JG	
			C	REVISED PER ECR-08-005404	29FEB08	ML	SY	

1. COPPER ALLOY
2. TIN PLATING PER ASTM B 545,
1.25µm MINIMUM THICKNESS, ALL OVER
NICKEL FLASH PER QQ-N-290,
NON-PLATED EDGES ARE PERMISSIBLE
3. DATUM AND BASIC DIMENSION TO
BE DETERMINED BY CUSTOMER
4. INTERPRETATION OF DATUM REFERENCE
FRAME IN ACCORDANCE WITH SECT 4.4.1.1
OF ASME Y14.5M-1994

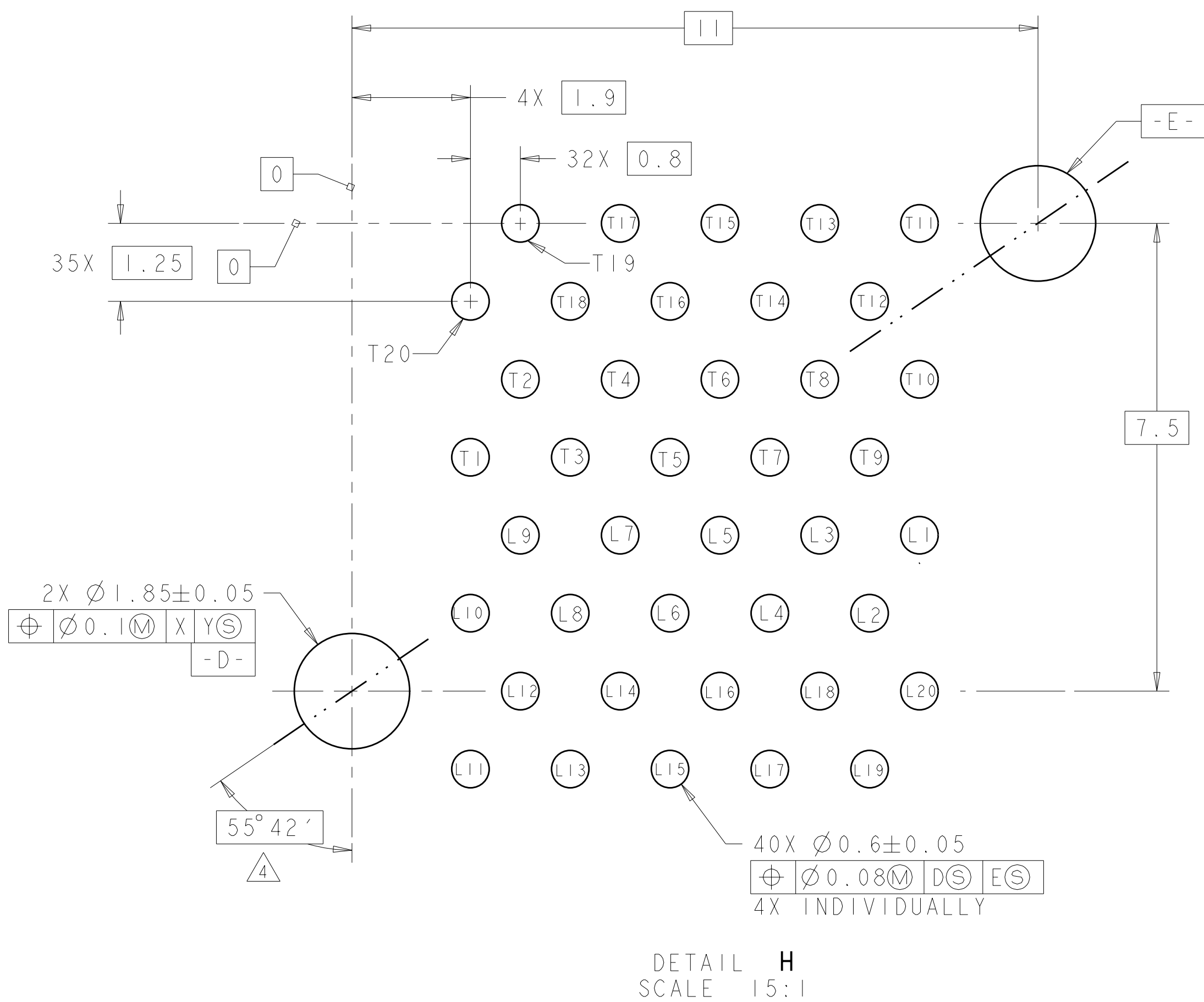


1658224-1



1658224-1
PART
NUMBER

TYPICAL DIMENSIONS TO CENTERED TO CENTER FOR THIS ELECTRONIC COMPONENT TYPICAL DIMENSIONS TO CENTERED TO CENTER FOR THIS ELECTRONIC COMPONENT TYPICAL DIMENSIONS TO CENTERED TO CENTER FOR THIS ELECTRONIC COMPONENT		DWN M. COWHER 23JAN04	Tyco Electronics Harrisburg, PA 17105-3608	
DIMENSIONS:		CHK J. KOPPENHEFFER 23JAN04	NAME CAGE ASSEMBLY, 2x4, PRESS FIT, STANDARD PROFILE, SFP	
mm		APVD M. WALMSLEY 23JAN04	SIZE A1 00779 C=1658224	
TOLERANCES UNLESS OTHERWISE SPECIFIED:		PRODUCT SPEC 108-2161	RESTRICTED TO	
0 PLC ±		APPLICATION SPEC 114-13103	SCALE 4:1	
1 PLC ±0.1		WEIGHT -	SHEET 1 OF 2	
2 PLC ±		CUSTOMER DRAWING	REV C	
3 PLC ±				
4 PLC ±				
ANGLES ±				
FINISH				
MATERIAL SEE NOTE				
TOLERANCES UNLESS OTHERWISE SPECIFIED:				
0 PLC ±				
1 PLC ±0.1				
2 PLC ±				
3 PLC ±				
4 PLC ±				
ANGLES ±				
FINISH				
MATERIAL SEE NOTE				



DETAIL H
SCALE 1/5" = 1'

AMP 4805 REV 31MAR2000

Mouser Electronics

Authorized Distributor

Click to View Pricing, Inventory, Delivery & Lifecycle Information:

[TE Connectivity:](#)

[1658224-1](#)