

4

3

2

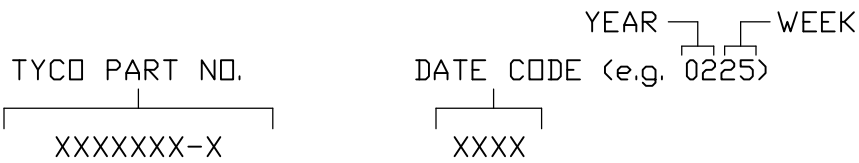
1

THIS DRAWING IS UNPUBLISHED.	RELEASED FOR PUBLICATION
© COPYRIGHT - BY TYCO ELECTRONICS CORPORATION.	ALL RIGHTS RESERVED.

LOC	DIST	REVISIONS					
GP	00	P	LTR	DESCRIPTION	DATE	DWN	APVD
			A	NEW RELEASE	17MAY06	TK	SF

5. REFERENCE ELCON PART NUMBER: 296-0093-01100

4 ITEMS PROVIDED TO THIS SPECIFICATION TO BE PERMANENTLY IDENTIFIED PER THE FOLLOWING IDENTIFIER:



3 RECOMMENDED MOUNTING HARDWARE: TO BE ORDERED SEPARATELY. SHOWN FOR REFERENCE ONLY.

FOR PANEL MOUNTING, USE:

1650402-1: SHOULDER SCREW, #8-32

1650589-1: SHOULDER SCREW, M4 X 0.7

FOR PCB MOUNTING, USE COMMERCIALLY AVAILABLE SCREW AND WASHER (IF REQUIRED).

2. MATERIALS:

HOUSINGS: THERMOPLASTIC, GLASS REINFORCED, UL94V-0 FLAMMABILITY RATED, COLOR-BLACK.

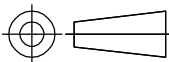
RETENTION CLIPS: BERYLLIUM COPPER OR STAINLESS STEEL.

1. PART NUMBER CHANGES AND OR DESIGN CHANGES AFFECTING ITEM INTERCHANGEABILITY REQUIRE PRIOR TYCO APPROVAL AND AUTHORIZATION BY REVISION TO THIS DRAWING.

NOTES: UNLESS OTHERWISE SPECIFIED

AS SHOWN 1648596-1

ELCON P10S0 DRAWER

THIS DRAWING IS A CONTROLLED DOCUMENT.		DWN T.KRAYBILL 19MAY2006		<div>tyco</div> <div>Electronics</div> <div>Tyco Electronics Corporation</div> <div>Harrisburg, PA 17105-3608</div>	
		CHK S.FLICKINGER 19MAY06			
DIMENSIONS: INCHES	TOLERANCES UNLESS OTHERWISE SPECIFIED:	APVD S.FLICKINGER 19MAY06		NAME P10S0 DRAWER CONNECTOR, SOCKET	
		PRODUCT SPEC —			
	0 PLC ± — 1 PLC ± — 2 PLC ± .02 3 PLC ± .010 4 PLC ± — ANGLES ± .5	APPLICATION SPEC —		SIZE A3	
		WEIGHT —		CAGE CODE 00779	
MATERIAL —		FINISH —	CUSTOMER DRAWING		DRAWING NO C-1648596
				RESTRICTED TO —	
				SCALE 1:1	SHEET 1 of 3
				REV A	

4

3

2

1

THIS DRAWING IS UNPUBLISHED.

RELEASED FOR PUBLICATION

-,-

© COPYRIGHT - BY TYCO ELECTRONICS CORPORATION. ALL RIGHTS RESERVED.

LOC

DIST

REVISIONS

GP

00

P

LTR

DESCRIPTION

DATE

DWN

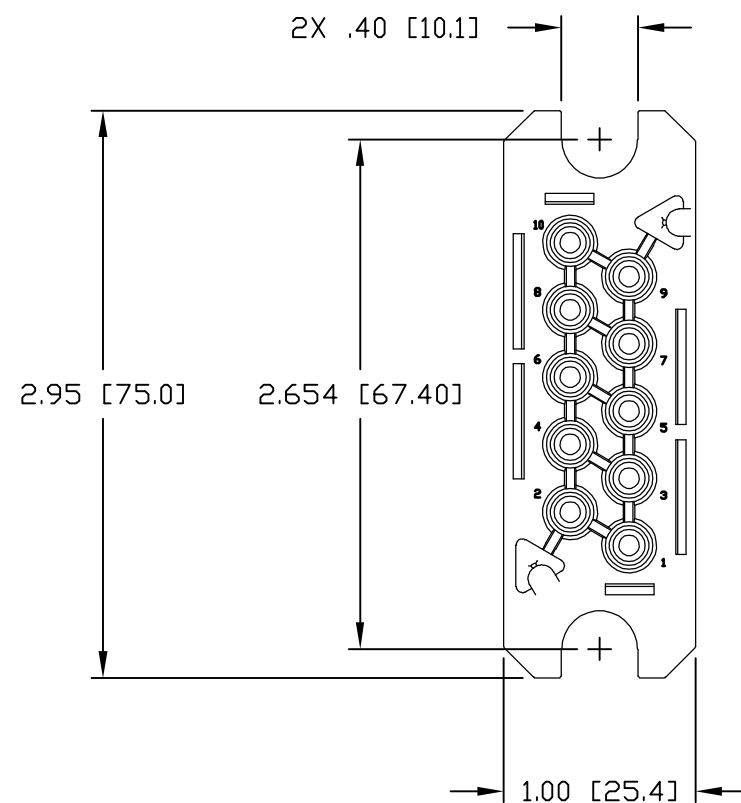
APVD

SEE SHEET 1

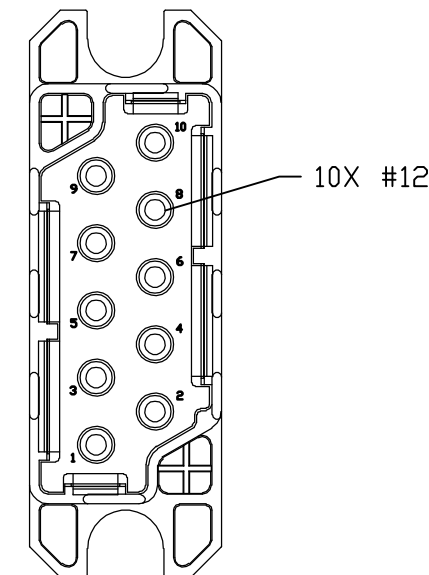
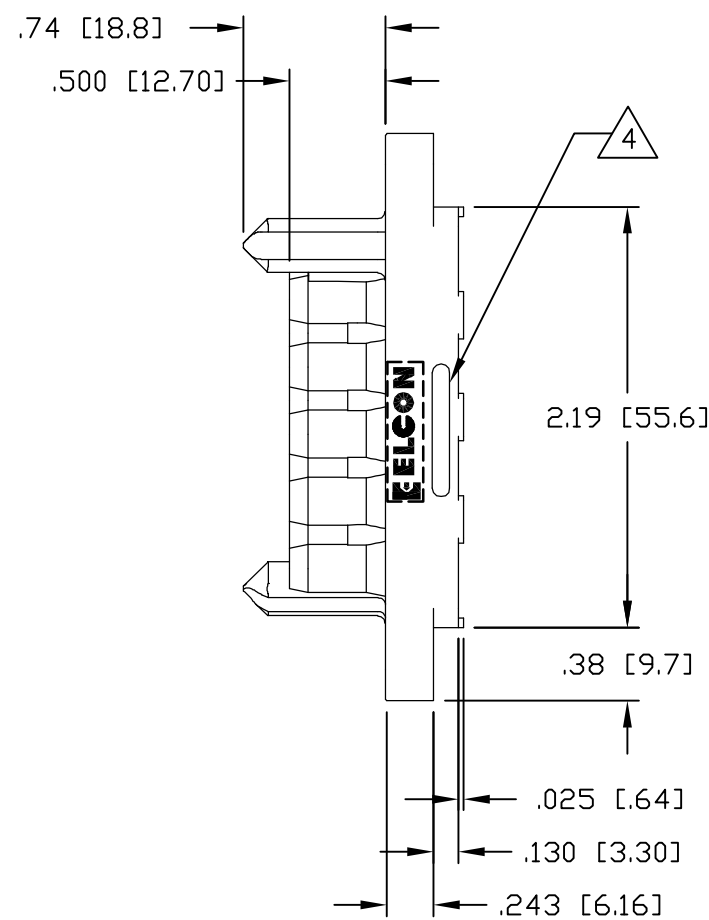
-

-

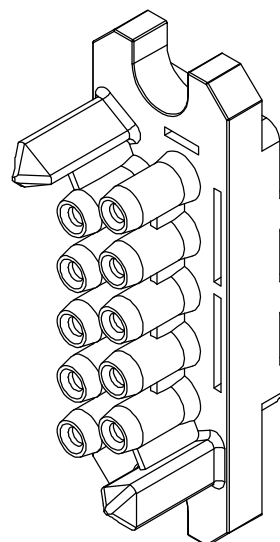
-



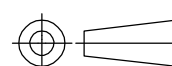
FRONT VIEW



REAR VIEW



THIS DRAWING IS A CONTROLLED DOCUMENT.

DIMENSIONS:
INCHES

MATERIAL

TOLERANCES UNLESS
OTHERWISE SPECIFIED:0 PLC ± -
1 PLC ± -
2 PLC ± .02
3 PLC ± .010
4 PLC ± -
ANGLES ± .5
FINISH -

DWN

T.KRAYBILL

19MAY2006

CHK

S.FLICKINGER

19MAY06

APVD

S.FLICKINGER

19MAY06

PRODUCT SPEC

APPLICATION SPEC

WEIGHT

-

CUSTOMER DRAWING

tyco
Electronics

Tyco Electronics Corporation

Harrisburg, PA 17105-3608

NAME

P10S0 DRAWER CONNECTOR, SOCKET

SIZE

CAGE CODE

DRAWING NO

RESTRICTED TO

A3

00779

C-1648596

SCALE 1:1

SHEET 2 OF 3

REV A

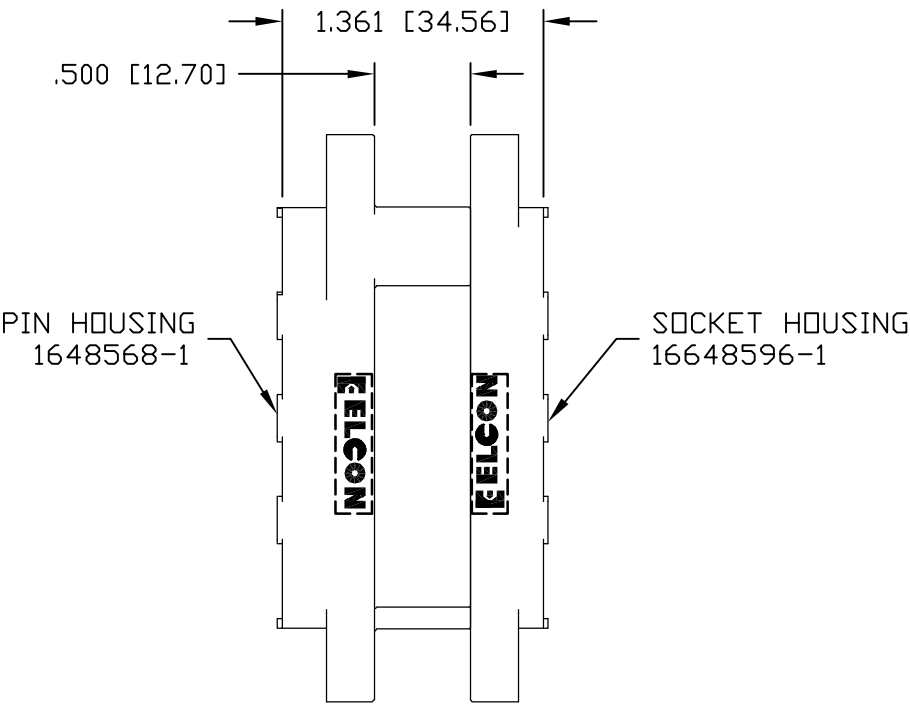
4

3

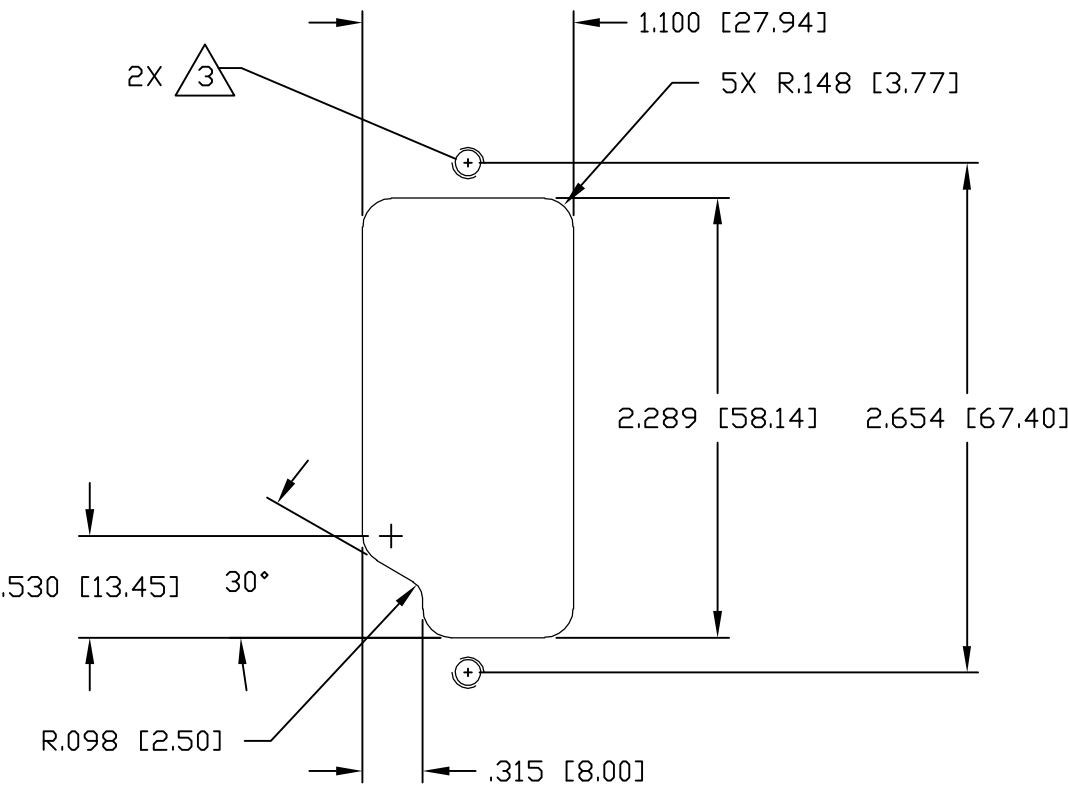
2

1

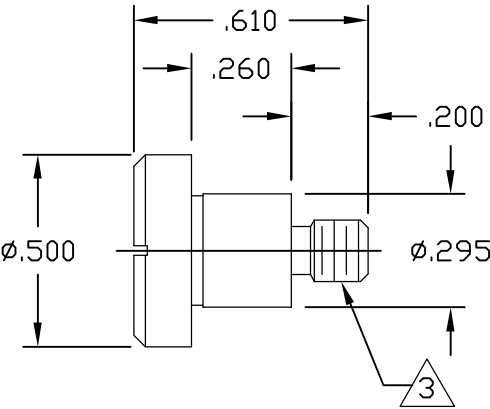
LOC	DIST	REVISIONS				
GP	00	P	LTR	DESCRIPTION	DATE	APVD
			—	SEE SHEET 1	—	—



MATED CONDITION



SUGGESTED PANEL CUTOUT
VIEWED FROM CONNECTOR MOUNTING SIDE



SHOULDER SCREW
SCALE: 2:1

THIS DRAWING IS A CONTROLLED DOCUMENT.		DWN T.KRAYBILL	19MAY2006	tyco Electronics		Tyco Electronics Corporation Harrisburg, PA 17105-3608											
DIMENSIONS: INCHES		CHK S.FLICKINGER	19MAY06	NAME P10S0 DRAWER CONNECTOR, SOCKET													
		APVD S.FLICKINGER	19MAY06														
		PRODUCT SPEC —		SIZE A3		CAGE CODE 00779		DRAWING NO C-1648596		RESTRICTED TO —							
MATERIAL —		FINISH —		APPLICATION SPEC —		WEIGHT —		CUSTOMER DRAWING				SCALE 1:1		SHEET 3 OF 3		REV A	

Mouser Electronics

Authorized Distributor

Click to View Pricing, Inventory, Delivery & Lifecycle Information:

[TE Connectivity:](#)

[296-0093-01100](#)