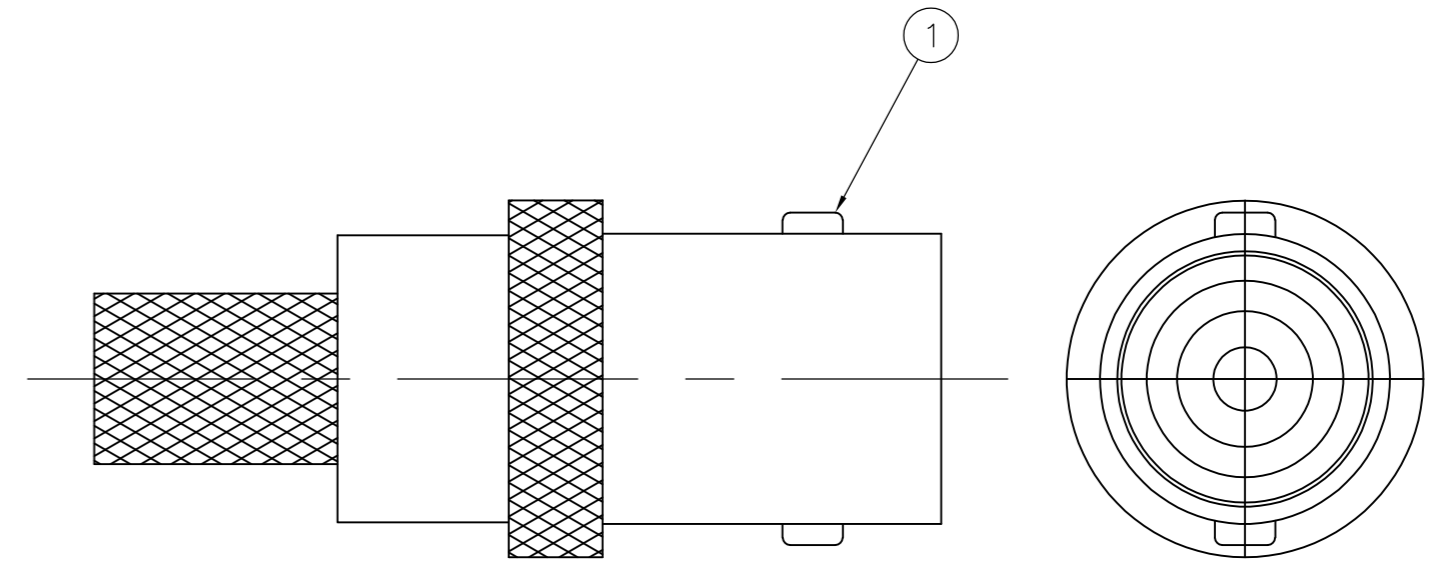
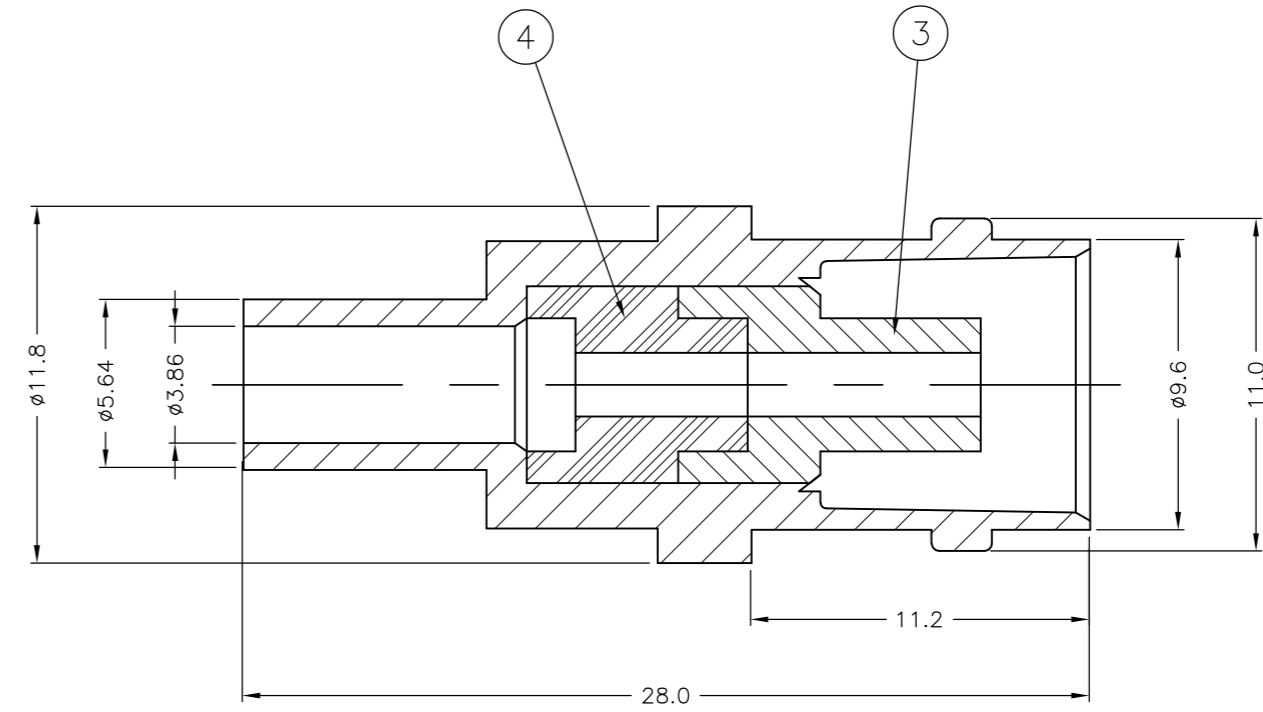
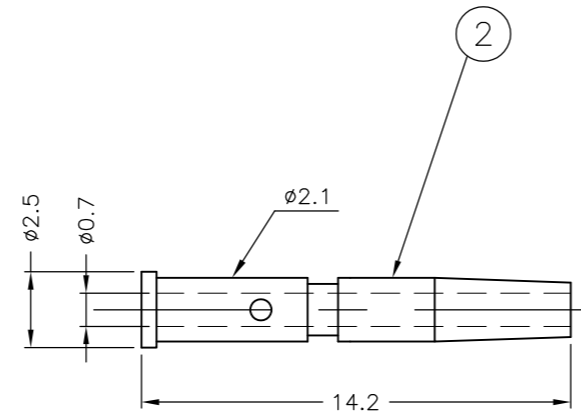
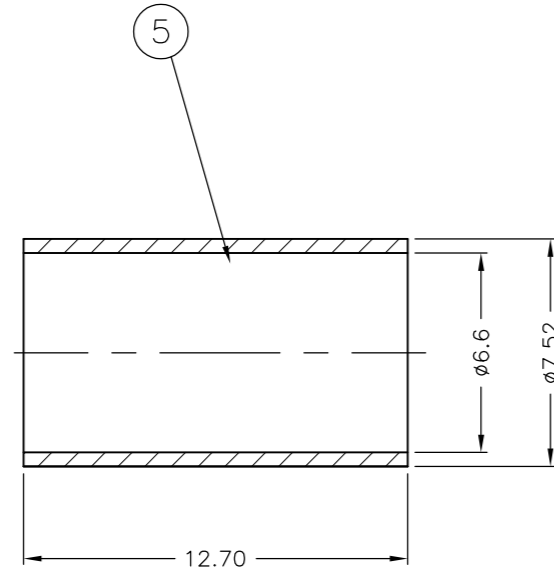


THIS DRAWING IS UNPUBLISHED. RELEASED FOR PUBLICATION DEC , 2004.  
 © COPYRIGHT 2004 By - ALL RIGHTS RESERVED. TODOS LOS DERECHOS RESERVADOS.

LOC	DIST	REVISIONS					
E	B	P	LTR	DESCRIPTION	DATE	DWN	APVD
		D1		ECO-15-009168	24JUN2015	RZ	RS

NOTES

- 1 SINGLE PACK IN ACCORDANCE WITH AMP SPEC 107-3275
- 2 100 BODIES IN A HEAT SEALED BAG; 100 CONTACTS IN SEPARATE HEAT SEALED BAG; 100 CRIMP SLEEVES IN A SEPARATE HEAT SEALED BAG. ALL THREE BAGS WOULD BE PLACED IN A LABELED UNIT CONTAINER TO MAKE A PACKAGE OF 100 COMPLETE KITS.
- 3 Au PLATING OVER Ni PLATING OVER Cu PLATING
- 4 Ni PLATING OVER Cu PLATING
- 5. HAND TOOL: 9-1478240-0
- 6. DIE SET: 9-1478242-0
- 7. FOR TECHNICAL DATA REFER TO YOUR LOCAL TE CONNECTIVITY SALES OFFICE
- 8. ALL DIMENSIONS ARE NOMINAL FOR REFERENCE ONLY UNLESS OTHERWISE STATED



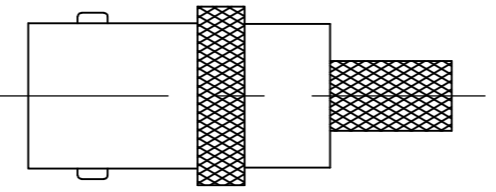
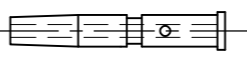
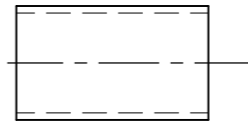
QTY	UNIT	MATERIAL	DESCRIPTION	ITEM
1	1	BRASS	CRIMP SLEEVE	5
1	1	POLYMETHYLPENTENE	INSULATOR	4
1	1	POLYMETHYLPENTENE	INSULATOR	3
1	1	PHOSPHOR BRONZE	CONTACT	2
1	1	ZINC ALLOY	BODY	1
5	15	MATERIAL	DESCRIPTION	ITEM

THIS DRAWING IS A CONTROLLED DOCUMENT.		DWN RITA ZUO 11 Mar 09		
DIMENSIONS: MM		CHK ANSON MA 11 Mar 09		
TOLERANCES UNLESS OTHERWISE SPECIFIED:		APVD BOB ZHAO 11 Mar 09	NAME	
0 PLC ± 0.5		PRODUCT SPEC	BNC STRAIGHT JACK CRIMP 75 OHM	
1 PLC ± 0.3		APPLICATION SPEC	RG59B/U, 62A/U, 140/U, 210/U, URM90	
2 PLC ± 0.2		SEE SHEET 2	SIZE	RESTRICTED TO
3 PLC ± -		WEIGHT -	A2	-
4 PLC ± -		CUSTOMER DRAWING	CAGE CODE 00779	DRAWING NO. 1634514
ANGLES ± -		SCALE NTS	SHEET 1	REV D1
FINISH SEE TABLE				

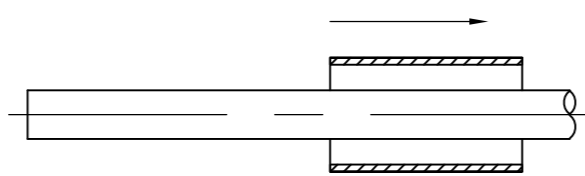
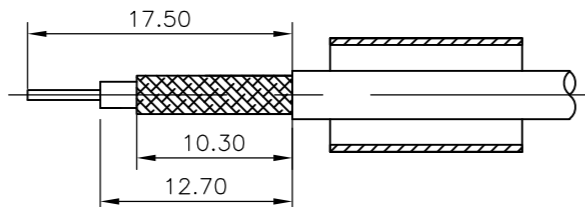
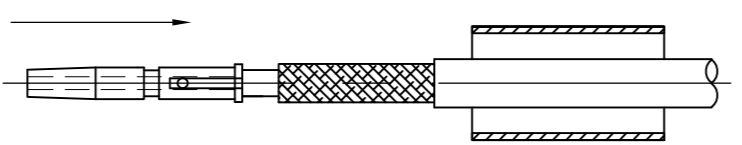
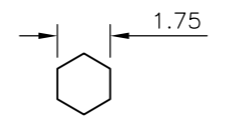
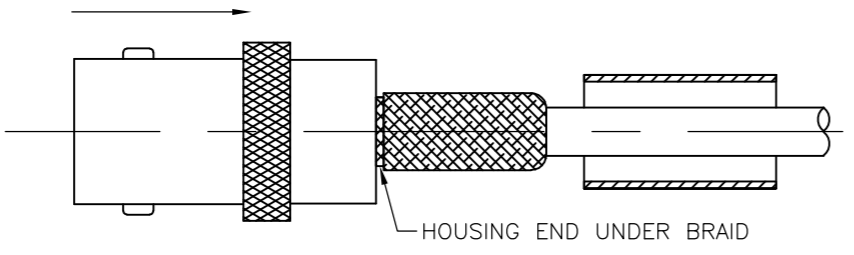
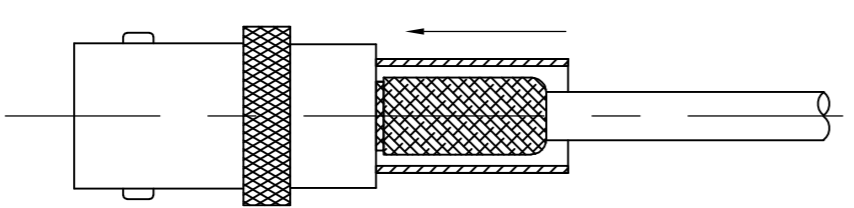
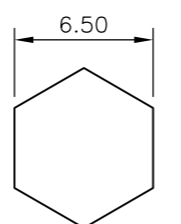
THIS DRAWING IS UNPUBLISHED. RELEASED FOR PUBLICATION DEC , 2004.  
 © COPYRIGHT 2004 By - ALL RIGHTS RESERVED. TODOS LOS DERECHOS RESERVADOS.


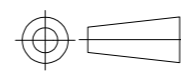
LOC	DIST	REVISIONS					
E	B	P	LTR	DESCRIPTION	DATE	DWN	APVD
		-		SEE SHEET 1	-	-	-

COMPONENTS

			MAIN BODY (ITEM 1,3, & 4)	CONTACT (ITEM 2)	CRIMP FERRULES (ITEM 5)	
D						D

ASSEMBLY INSTRUCTION

C	CABLES: RG59B/U, 62A/U, 140/U, 210/U, URM90 KX6A, KX25, KX52, KX53						C
	<p><b>STEP 1</b></p> <p>1. SLIDE METAL CRIMP FERRULE OVER CABLE</p> 						
	<p><b>STEP 2</b></p> <p>1. STRIP CABLE TO DIMENSIONS AS SHOWN</p> 						
B	<p><b>STEP 3</b></p> <p>1. FIT CONTACT OVER CENTRE CONDUCTOR TO BUTT AGAINST DIELECTRIC. 2. CRIMP USING TOOL AS NOTES ON PAGE 1.</p>  <p>RECOMMENDED CENTRE CONTACT A/F HEX</p> 						
	<p><b>STEP 4</b></p> <p>1. PRESS SUB-ASSEMBLY INTO BODY, UNTIL CONTACT IS FULLY LOCATED BY AN AUDIBLE CLICK. 2. ENSURE THAT KNURLED HOUSING INSERTS BETWEEN THE DIELECTRIC AND CABLE BRAID.</p>  <p>HOUSING END UNDER BRAID</p>						
A	<p><b>STEP 5</b></p> <p>1. SLIDE CRIMP FERRULE ALONG THE CABLE UNTIL IT BUTTS AGAINST THE HOUSING BODY. 2. CRIMP USING TOOL AS NOTED ON PAGE 1. 3. CRIMP DIMENSION AS SHOWN.</p>  <p>RECOMMENDED CRIMP SLEEVE A/F HEX</p> 						

THIS DRAWING IS A CONTROLLED DOCUMENT.		DWN RITA ZUO 11 Mar 09	 TE Connectivity	NAME	
DIMENSIONS: MM		CHK ANSON MA 11 Mar 09		BNC STRAIGHT JACK CRIMP 75 OHM	
		APVD BOB ZHAO 11 Mar 09		RG59B/U, 62A/U, 140/U, 210/U, URM90 KX6A, KX25, KX52, KX53	
TOLERANCES UNLESS OTHERWISE SPECIFIED		PRODUCT SPEC 108-112000		SIZE	RESTRICTED TO
MATERIAL SEE TABLE		FINISH SEE TABLE	APPLICATION SPEC SHEET 2	CAGE CODE A2 00779	DRAWING NO C=1634514
CUSTOMER DRAWING			SCALE NTS	SHEET 2 2	REV D1

1634514

A

# Mouser Electronics

Authorized Distributor

Click to View Pricing, Inventory, Delivery & Lifecycle Information:

[TE Connectivity:](#)

[5-1634514-0](#)