

4

3

2

1

THIS DRAWING IS UNPUBLISHED.

RELEASED FOR PUBLICATION

NOV ,2005.



COPYRIGHT 2005

BY TYCO ELECTRONICS CORPORATION.

ALL RIGHTS RESERVED.

LOC

DIST

REVISIONS

P

LTR

DESCRIPTION

DATE

DWN

APVD

E

B

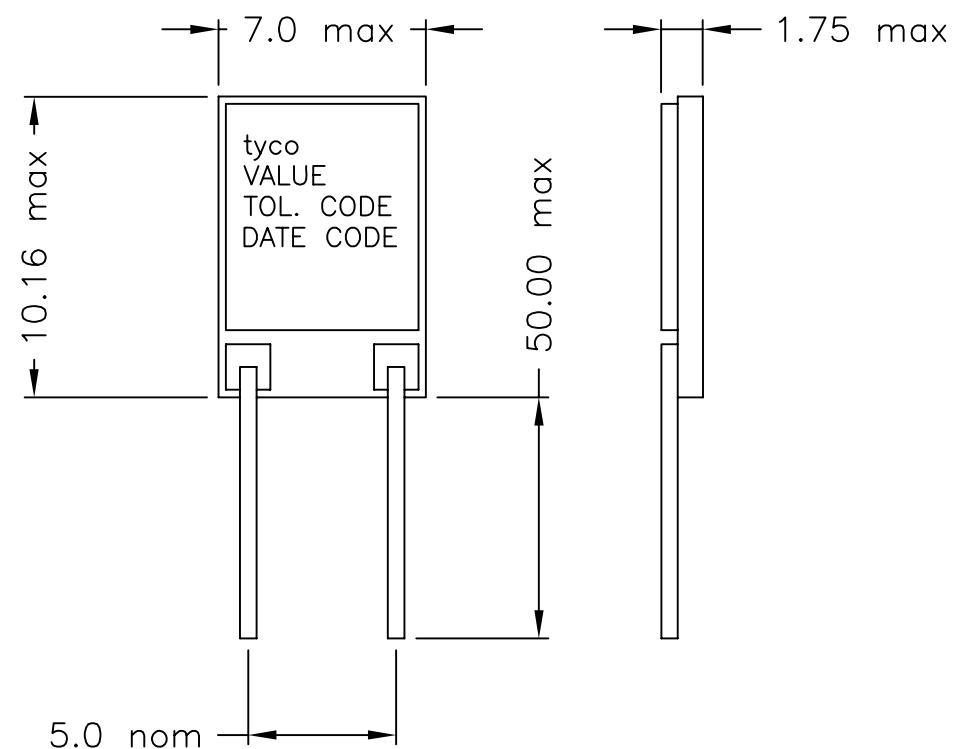
C

ECR-06-002357


30JAN06

DK

JC



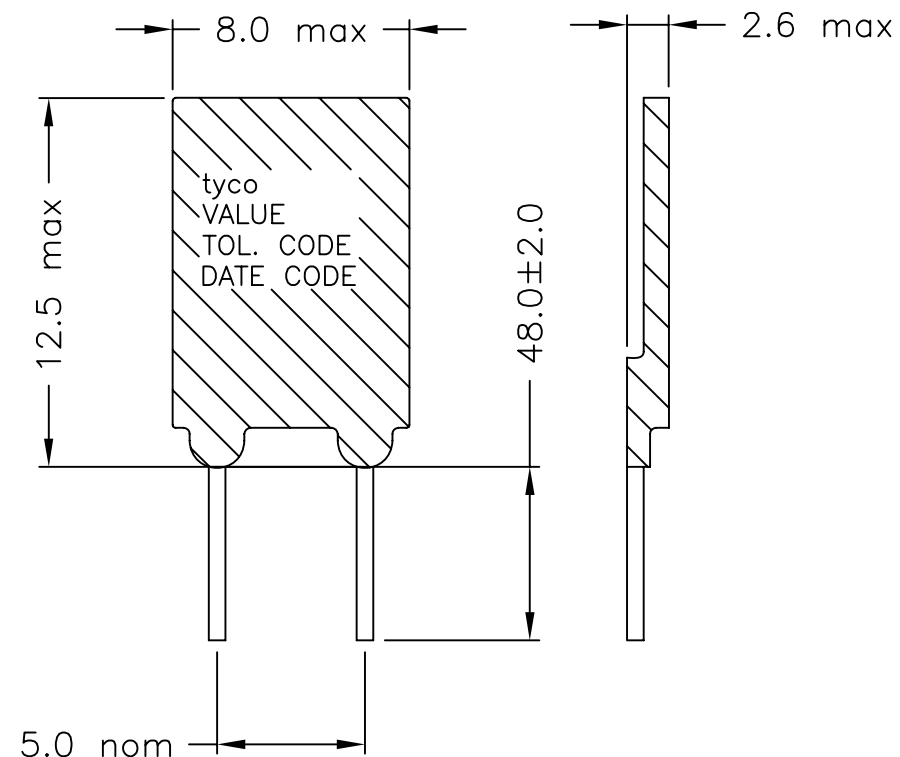
DESCRIPTION: THICK FILM RESISTOR
LEAD MATERIAL: 0.56 DIA T.C.W.
HYBRID PROTECTION: SCREEN PRINTED SILICONE COATING
MARKING: AS SHOWN (TO NON RESISTOR FACE)




RATED DISSIPATION - AT 20°C 0.8W*
- AT 70°C 0.4W
OHMIC RANGE 1K - 100K
MAX WORKING VOLTAGE 240V DC
TCR 20 - 70°C ±300ppm/°C
VCR 100 - 1000V DC ΔR<3%
STABILITY - 100h AT 20°C 0.8W ΔR<2%

RoHS Compliant

FOR A SPECIFIC PN FOR A RESISTANCE VALUE
AND TOLERANCE, PLEASE REFER TO DMF.



DESCRIPTION: THICK FILM HV. RESISTOR
LEAD MATERIAL: 0.56 DIA T.C.W.
HYBRID PROTECTION: CONFORMAL EPOXY COATING
MARKING: AS SHOWN (TO NON RESISTOR FACE)



RATED DISSIPATION - AT 20°C 0.8W*
- AT 70°C 0.4W
OHMIC RANGE 1K - 120M*
MAX WORKING VOLTAGE 1000V DC
TCR 20 - 70°C ±300ppm/°C
VCR 100 - 1000V DC ΔR<3%
STABILITY - 100h AT 20°C 0.8W ΔR<2%

* NOTE: CRITICAL VALUE IS 1.25M. MAX VOLTS AT 1K IS 280V DC

THIS DRAWING IS A CONTROLLED DOCUMENT.

DWN 01NOV2005

DAVE KENNEDY

CHK 02NOC05

J CATCHPOLE

APVD 02NOV05

J CATCHPOLE

PRODUCT SPEC

APPLICATION SPEC

WEIGHT

tyco
ElectronicsTyco Electronics Corporation
Dorcan, Swindon, SN3 5HH

NAME

HBA SERIES RESISTOR

SIZE

CAGE CODE

DRAWING NO

RESTRICTED TO

A3

00779

C=1625960

-

CUSTOMER DRAWING

SCALE NTS

SHEET

1 OF 1

REV C

Mouser Electronics

Authorized Distributor

Click to View Pricing, Inventory, Delivery & Lifecycle Information:

[TE Connectivity:](#)

[HBA100MFZRE](#)